

# Faculty Development Needs Assessment 08

1. Teaching resources that our Center might provide				
Should include?				
	Yes	No		
Research on Learning (learning styles, identity issues, brain science, etc.)	80.3% (94)	19.7% (23)		
Course Design and Assessment (syllabus, assignments, grading, etc.)	89.0% (105)	11.0% (13)		
Teaching Skills (classroom management, active learning, discussion etc.)	94.0% (110)	6.0% (7)		
Technology Enhancement (smart classrooms, communication, course management, etc.)	88.1% (104)	11.9% (14)		
Advising (developmental, exploratory, career, etc.)	54.8% (63)	45.2% (52)		
Pedagogical Innovations (service learning, problem-based learning, etc.)	90.7% (107)	9.3% (11)		
Curriculum Development (program development/revision, APC process, etc.)	58.1% (68)	41.9% (49)		
Legal and Policy issues (emergency preparedness; privacy; sexual behavior; disabilities, etc.)	53.9% (62)	46.1% (53)		
Teaching Conferences (support to attend and present, etc.)	82.1% (96)	17.9% (21)		
Would I participate?				
	Yes	Maybe	At a different career stage	Probably not
Research on Learning (learning styles, identity issues, brain science, etc.)	33.3% (36)	41.7% (45)	5.6% (6)	19.4% (21)
Course Design and Assessment (syllabus, assignments, grading, etc.)	30.1% (34)	40.7% (46)	11.5% (13)	17.7% (20)

etc.)				
Teaching Skills (classroom management, active learning, discussion etc.)	<b>46.1% (53)</b>	35.7% (41)	10.4% (12)	7.8% (9)
Technology Enhancement (smart classrooms, communication, course management, etc.)	<b>39.4% (43)</b>	36.7% (40)	5.5% (6)	18.3% (20)
Advising (developmental, exploratory, career, etc.)	22.0% (22)	23.0% (23)	11.0% (11)	<b>44.0% (44)</b>
Pedagogical Innovations (service learning, problem-based learning, etc.)	<b>46.4% (51)</b>	35.5% (39)	4.5% (5)	13.6% (15)
Curriculum Development (program development/revision, APC process, etc.)	23.7% (23)	29.9% (29)	4.1% (4)	<b>42.3% (41)</b>
Legal and Policy issues (emergency preparedness; privacy; sexual behavior; disabilities, etc.)	16.1% (15)	30.1% (28)	3.2% (3)	<b>50.5% (47)</b>
Teaching Conferences (support to attend and present, etc.)	<b>41.9% (44)</b>	32.4% (34)	7.6% (8)	18.1% (19)

**Priority for our Center?**

	<b>Top</b>	<b>Middle</b>	<b>Low</b>
Research on Learning (learning styles, identity issues, brain science, etc.)	25.2% (27)	<b>54.2% (58)</b>	20.6% (22)
Course Design and Assessment (syllabus, assignments, grading, etc.)	<b>51.9% (56)</b>	33.3% (36)	14.8% (16)
Teaching Skills (classroom management, active learning, discussion etc.)	<b>67.6% (75)</b>	23.4% (26)	9.0% (10)
Technology Enhancement (smart classrooms, communication, course management, etc.)	35.5% (39)	<b>44.5% (49)</b>	20.0% (22)
Advising (developmental, exploratory, career, etc.)	16.0% (15)	39.4% (37)	<b>44.7% (42)</b>
Pedagogical Innovations (service learning, problem-based learning, etc.)	42.5% (45)	<b>47.2% (50)</b>	10.4% (11)

Curriculum Development (program development/revision, APC process, etc.)	24.2% (22)	36.3% (33)	<b>39.6% (36)</b>
Legal and Policy issues (emergency preparedness; privacy; sexual behavior; disabilities, etc.)	12.6% (11)	39.1% (34)	<b>48.3% (42)</b>
Teaching Conferences (support to attend and present, etc.)	30.8% (33)	<b>43.0% (46)</b>	26.2% (28)
	<i>answered question</i>		
	<i>skipped question</i>		

<b>2. Scholarship/Creative work that our Center might support</b>				
<b>Should include?</b>				
	<b>Yes</b>	<b>No</b>		
Support strategies (funding, grants, etc.)	<b>87.0% (100)</b>	13.0% (15)		
Getting it done (priority-setting, writing groups, etc.)	<b>63.7% (72)</b>	36.3% (41)		
Writing assistance (editing help, ESL support, research assistance, etc.)	<b>57.5% (65)</b>	42.5% (48)		
Scholarship of Teaching and Learning (design, support, outlets, etc.)	<b>78.6% (88)</b>	21.4% (24)		
The Center as a venue for presentations (faculty / staff research; regional conference; online presence, etc.)	<b>69.9% (79)</b>	30.1% (34)		
<b>Would I participate?</b>				
	<b>Yes</b>	<b>Maybe</b>	<b>At a different career stage</b>	<b>Probably not</b>
Support strategies (funding, grants, etc.)	<b>46.6% (48)</b>	31.1% (32)	9.7% (10)	12.6% (13)
Getting it done (priority-setting, writing groups, etc.)	16.1% (15)	<b>38.7% (36)</b>	9.7% (9)	35.5% (33)
Writing assistance (editing help,				

ESL support, research assistance, etc.)	18.9% (17)	31.1% (28)	5.6% (5)	<b>44.4% (40)</b>
Scholarship of Teaching and Learning (design, support, outlets, etc.)	35.1% (33)	<b>40.4% (38)</b>	3.2% (3)	21.3% (20)
The Center as a venue for presentations (faculty / staff research; regional conference; online presence, etc.)	31.9% (30)	<b>44.7% (42)</b>	3.2% (3)	20.2% (19)
<b>Priority for our Center?</b>				
	<b>Top</b>	<b>Middle</b>	<b>Low</b>	
Support strategies (funding, grants, etc.)	<b>58.1% (61)</b>	30.5% (32)	11.4% (12)	
Getting it done (priority-setting, writing groups, etc.)	22.8% (21)	<b>47.8% (44)</b>	29.3% (27)	
Writing assistance (editing help, ESL support, research assistance, etc.)	20.0% (17)	<b>44.7% (38)</b>	35.3% (30)	
Scholarship of Teaching and Learning (design, support, outlets, etc.)	<b>45.7% (42)</b>	38.0% (35)	16.3% (15)	
The Center as a venue for presentations (faculty / staff research; regional conference; online presence, etc.)	29.0% (27)	<b>38.7% (36)</b>	32.3% (30)	
	<b>answered question</b>			
	<b>skipped question</b>			

### 3. Balance concerns our Center might address

#### Should our Center include?

	Yes	No
Community engagement (service guidance, etc.)	49.5% (55)	<b>50.5% (56)</b>
Work/family (life course research; college policies; personal strategies, etc.)	48.2% (53)	<b>51.8% (57)</b>
Successful reviews (strategies; models; draft review, etc.)	<b>76.9% (80)</b>	23.1% (24)
Career development/stages (research on careers; groups; seminars, etc.)	<b>58.5% (62)</b>	41.5% (44)
Resources for part time faculty members	<b>87.7% (100)</b>	12.3% (14)
Integration of retired faculty (teaching consultation; writing support, etc.)	<b>75.0% (81)</b>	25.0% (27)

#### Would I participate?

	Yes	Maybe	At a different career stage	Probably not
Community engagement (service guidance, etc.)	11.1% (10)	30.0% (27)	3.3% (3)	<b>55.6% (50)</b>
Work/family (life course research; college policies; personal strategies, etc.)	9.5% (8)	29.8% (25)	9.5% (8)	<b>51.2% (43)</b>
Successful reviews (strategies; models; draft review, etc.)	<b>30.0% (27)</b>	<b>30.0% (27)</b>	17.8% (16)	22.2% (20)
Career development/stages (research on careers; groups; seminars, etc.)	22.4% (19)	27.1% (23)	15.3% (13)	<b>35.3% (30)</b>
Resources for part time faculty members	12.1% (12)	17.2% (17)	6.1% (6)	<b>64.6% (64)</b>
Integration of retired faculty (teaching consultation; writing support, etc.)	14.9% (14)	24.5% (23)	20.2% (19)	<b>40.4% (38)</b>

#### Priority for our Center?

	Top	Middle	Low
Community engagement (service guidance, etc.)	11.2% (10)	27.0% (24)	<b>61.8% (55)</b>
Work/family (life course research; college policies; personal strategies, etc.)	14.3% (12)	32.1% (27)	<b>53.6% (45)</b>
Successful reviews (strategies; models; draft review, etc.)	<b>39.6% (36)</b>	33.0% (30)	27.5% (25)
Career development/stages (research on careers; groups; seminars, etc.)	22.6% (19)	<b>40.5% (34)</b>	36.9% (31)
Resources for part time faculty members	33.0% (32)	<b>45.4% (44)</b>	21.6% (21)
Integration of retired faculty (teaching consultation; writing support, etc.)	12.0% (11)	<b>44.6% (41)</b>	43.5% (40)
	<b><i>answered question</i></b>		
	<b><i>skipped question</i></b>		

#### 4. Support for faculty in institutional leadership that our Center might provide

##### Should include?

	Yes	No
Leadership possibilities (what exists; how to explore, etc.)	<b>67.0% (73)</b>	33.0% (36)
Skills development (committee member; committee chair; searches, etc.)	<b>61.8% (68)</b>	38.2% (42)
Reviewing faculty (peer review of teaching; goal-setting; communication, etc.)	<b>83.9% (94)</b>	16.1% (18)
Chair/coordinator support (leading assessment; managing peers; legal issues; budget savvy, etc.)	<b>78.6% (88)</b>	21.4% (24)

##### Would I participate?

	Yes	Maybe	At a different career stage	Probably not
Leadership possibilities (what exists; how to explore, etc.)	23.4% (22)	<b>35.1% (33)</b>	11.7% (11)	29.8% (28)
Skills development (committee member; committee chair; searches, etc.)	23.1% (21)	34.1% (31)	4.4% (4)	<b>38.5% (35)</b>
Reviewing faculty (peer review of teaching; goal-setting; communication, etc.)	32.3% (31)	<b>39.6% (38)</b>	12.5% (12)	15.6% (15)
Chair/coordinator support (leading assessment; managing peers; legal issues; budget savvy, etc.)	23.5% (23)	21.4% (21)	<b>32.7% (32)</b>	22.4% (22)










##### Priority for our Center?

	Top	Middle	Low
Leadership possibilities (what exists; how to explore, etc.)	16.9% (15)	<b>42.7% (38)</b>	40.4% (36)
Skills development (committee member; committee chair; searches, etc.)	20.2% (18)	<b>42.7% (38)</b>	37.1% (33)



Reviewing faculty (peer review of teaching; goal-setting; communication, etc.)	37.6% (35)	<b>46.2% (43)</b>	16.1% (15)
Chair/coordinator support (leading assessment; managing peers; legal issues; budget savvy, etc.)	28.0% (26)	<b>49.5% (46)</b>	22.6% (21)
	<b>answered question</b>		
	<b>skipped question</b>		

<b>5. How valuable is each of these ways our Center could provide support?</b>				
	<b>Very valuable</b>	<b>Moderately valuable</b>	<b>Not very valuable</b>	<b>Response Count</b>
Individual teaching consultations; (class observation, confidential assessments; etc.)	<b>62.0% (75)</b>	31.4% (38)	6.6% (8)	121
Workshops (workday; weekend; break/summer, etc.)	44.3% (54)	<b>46.7% (57)</b>	9.0% (11)	122
Informal exchanges in the center (reading groups; brown bags, etc.)	27.5% (33)	<b>49.2% (59)</b>	23.3% (28)	120
Online networking (blogs, wikis, etc.)	16.1% (19)	<b>55.1% (65)</b>	28.8% (34)	118
Visits to departments or groups to consult	22.7% (27)	<b>52.1% (62)</b>	25.2% (30)	119
Newsletters; subscriptions; library	10.2% (12)	<b>49.2% (58)</b>	40.7% (48)	118
Subsidies for editing or writing support	36.1% (43)	<b>40.3% (48)</b>	23.5% (28)	119
Policy development, serving as a conduit	15.0% (17)	<b>57.5% (65)</b>	27.4% (31)	113
	<b>answered question</b>			<b>122</b>
	<b>skipped question</b>			<b>2</b>

### 6. What is your age?






		Response Percent	Response Count
25-29		1.7%	2
30-34		9.5%	11
35-39		12.1%	14
40-44		17.2%	20
45-49		16.4%	19
<b>50-54</b>		<b>19.0%</b>	22
55-59		12.1%	14
60-64		10.3%	12
65-69		1.7%	2
70-74		0.0%	0
75+		0.0%	0
		<b>answered question</b>	<b>116</b>
		<b>skipped question</b>	<b>8</b>







### 7. What is your gender?

		Response Percent	Response Count
Male		43.0%	49
<b>Female</b>		<b>57.0%</b>	65
		<b>answered question</b>	<b>114</b>
		<b>skipped question</b>	<b>10</b>

### 8. How long have you worked here?

		Response Percent	Response Count
Fewer than 2 years		15.5%	18
2-4 years		15.5%	18
<b>5-7 years</b>		<b>17.2%</b>	20
8-10 years		13.8%	16
11-13 years		0.9%	1
14-16 years		9.5%	11
17-19 years		6.0%	7
20-22 years		6.0%	7
23-25 years		6.0%	7
26-28 years		4.3%	5
29-31 years		2.6%	3
32-34 years		0.9%	1
35-37 years		0.9%	1
Far too long!		0.9%	1
		<b>answered question</b>	<b>116</b>
		<b>skipped question</b>	<b>8</b>

9. What is your rank/contract?			Response Percent	Response Count
Part time			5.2%	6
Full time instructor			2.6%	3
<b>Full time assistant professor</b>			<b>39.1%</b>	45
Associate professor			32.2%	37
Full professor			20.9%	24
			<b>answered question</b>	<b>115</b>
			<b>skipped question</b>	<b>9</b>

10. What is your school?			Response Percent	Response Count
Business			6.1%	7
Communications			7.0%	8
DIIS			2.6%	3
Health Science & Human Performance			24.6%	28
<b>Humanities &amp; Sciences</b>			<b>45.6%</b>	52
Music			14.0%	16
			<b>answered question</b>	<b>114</b>
			<b>skipped question</b>	<b>10</b>

11. What kind of factors encourage or deter your participation in faculty development activities?		Response Count
		102
		<b>answered question</b>
		<b>102</b>
		<b>skipped question</b>
		<b>22</b>

12. Would you like to participate in a discussion of any of these issues? If so, please provide your name so I can contact you.

		Response Count
		36
	<i>answered question</i>	36
	<i>skipped question</i>	88