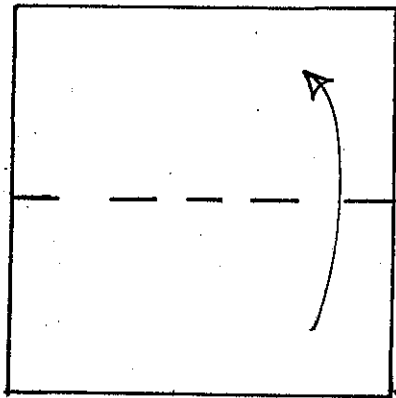
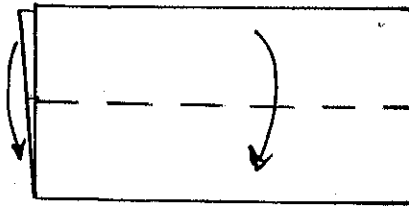



# DODECAHEDRON



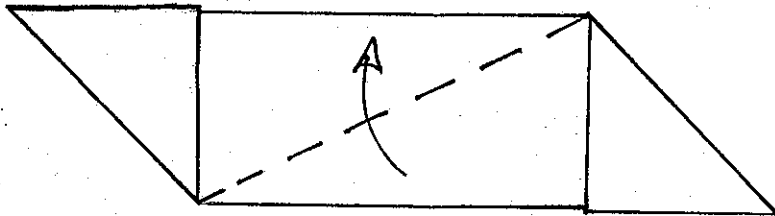
1. FOLD PAPER IN HALF.



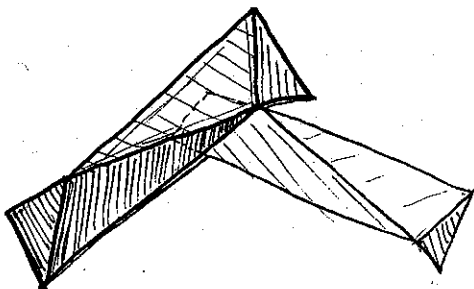
2. ON EACH SIDE, FOLD THE EDGES DOWN TO THE CENTER CREASE.



3. FOLD THE CORNERS AS SHOWN.



4. FOLD ON THE DIAGONAL INDICATED ABOVE.



5. MAKE 30 SUCH PIECES.

PIECES INTERLOCK BY SLIDING ONE PIECE BETWEEN THE LAYERS OF ANOTHER. INTERLOCK 3 PIECES FOR EVERY VERTICE