

ITHACA COLLEGE

OFFICIAL OPENING ENROLLMENT

FALL 2000

October 2, 2000

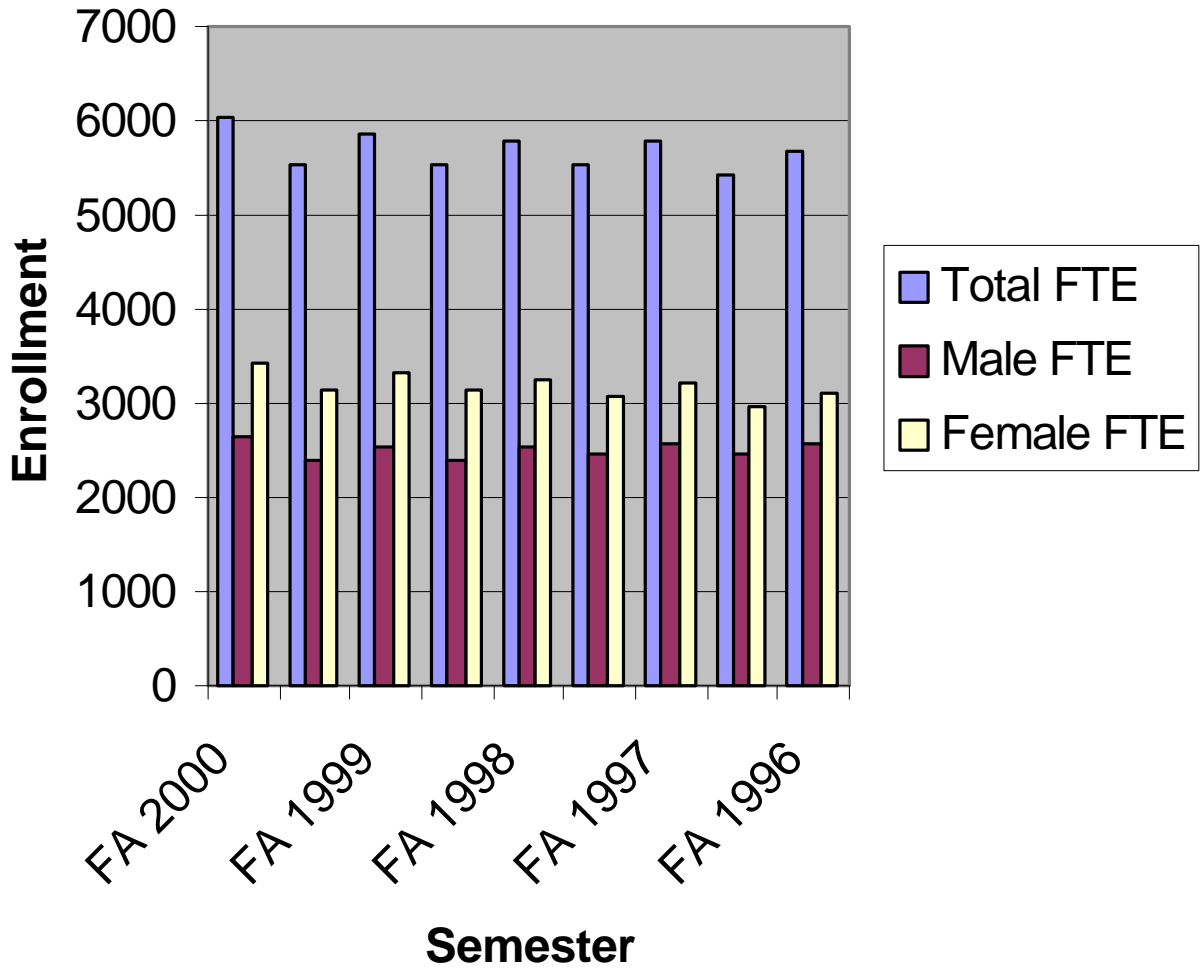


CONTENTS:	Page
College Summary	1
Undergraduate Summary	3
School of Business	5
Park School of Communications	7
Continuing Education	24
Gerontology Institute	23
School of Health Sciences & Human Performance	9
School of Humanities & Sciences	12
International Programs	24
School of Music	21
Division of Graduate Studies	25
Opening Enrollment Glossary	28

COLLEGE SUMMARY – FALL 2000

CLASSIFICATION		MALE HEADCOUNT	MALE F.T.E.	FEMALE HEADCOUNT	FEMALE F.T.E.	TOTAL HEADCOUNT	TOTAL F.T.E.
UNDERGRADUATE							
DEGREE CREDIT							
	FULL TIME						
		Ithaca College	2516	2516.0	3085	3085.0	5601
		Los Angeles	19	19.0	19	19.0	38
		London	13	13.0	54	54.0	67
		Affiliate	4	4.0	23	23.0	27
	FULL TIME DEGREE CR TOTAL		2552	2552.0	3181	3181.0	5733
	PART TIME						
		Ithaca College	17	9.3	29	13.5	46
		Los Angeles	0	0.0	1	0.4	1
	PART TIME DEGREE CR TOTAL		17	9.3	30	14.0	47
	DEGREE CREDIT TOTAL		2569	2561.3	3211	3195.0	5780
NON DEGREE CREDIT (INCL CONT ED)							
	FULL TIME						
		Ithaca College	3	3.0	9	9.0	12
		London	0	0.0	1	1.0	1
	FULL TIME NON DEGREE TOTAL		3	3.0	10	10.0	13
	PART TIME						
		Cornell Exch	13	3.5	19	5.2	32
		Elmira Correctional	22	5.5	0	0.0	22
		Ithaca College	19	5.2	36	9.1	55
		Wells Exchange	0	0.0	4	1.1	4
	PART TIME NON DEGREE TOTAL		54	14.2	59	15.3	113
	NON-DEGREE TOTAL		57	17.2	69	25.3	126
	UNDERGRADUATE TOTAL		2626	2578.5	3280	3220.3	5906
GRADUATE STUDIES AND CONT EDUC							
GRADUATE STUDIES							
	FULL TIME		51	51.0	177	177.0	228
	PART TIME		4	1.7	16	9.1	20
	GRADUATE TOTAL		55	52.7	193	186.1	248
EXMU (GRAD)							
	FULL TIME		0	0.0	2	2.0	2
	PART TIME		3	1.8	11	5.7	14
	EXMU TOTAL		3	1.8	13	7.7	16
	GRADUATE AND CONT EDUC TOTAL		58	54.5	206	193.8	264
	ITHACA COLLEGE ENROLLMENT		2684	2633.0	3486	3414.1	6170

Total Full Time Equivalent 5-Year Trend Analysis



UNDERGRADUATE SUMMARY

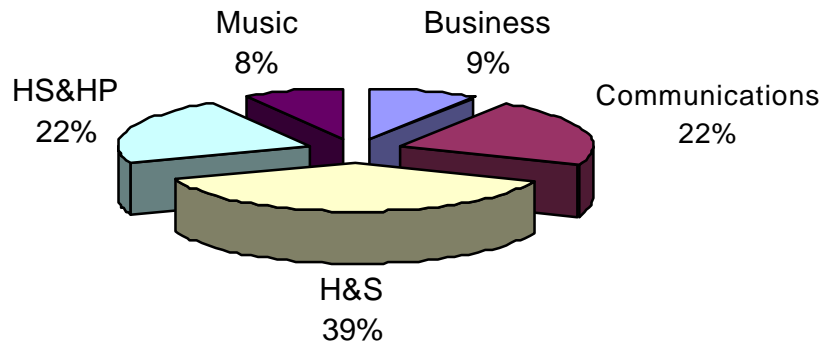
Total Matriculated Undergraduate Enrollment by Classification

SCHOOL/CATEGORY	CONTINUING		TRANSFERS		READMITS		NEW MATRICS		TOTALS		GRAND
	MALE	FEMALE	MALE	FEMALE	MALE	FEMALE	MALE	FEMALE	MALE	FEMALE	TOTAL
FULL TIME UNDERGRADUATE											
BUSINESS	212	122	12	6	4	2	113	60	341	190	531
COMMUNICATIONS	410	473	22	21	5	2	153	171	590	667	1257
GERONTOLOGY	0	0	0	0	0	0	0	0	0	0	0
HUMANITIES & SCIENCES	602	753	30	30	13	3	318	443	963	1229	2192
HLTH SCIENCES & HUMAN PERFRMCE	325	610	16	13	5	5	104	204	450	832	1282
INTERNATIONAL PROGRAMS	0	0	0	0	0	0	2	9	2	9	11
MUSIC	158	196	2	4	1	0	47	63	208	263	471
SCHOOL TOTALS	1707	2154	82	74	28	12	737	950	2554	3190	5744
	3861		156		40		1687		5744		
PART TIME UNDERGRADUATE											
BUSINESS	3	7	0	0	0	0	0	0	3	7	10
COMMUNICATIONS	2	3	0	0	0	1	0	0	2	4	6
GERONTOLOGY	0	0	0	0	0	0	0	0	0	0	0
HUMANITIES & SCIENCES	5	7	0	0	0	0	0	0	5	7	12
HLTH SCIENCES & HUMAN PERFRMCE	5	9	0	1	0	0	0	1	5	11	16
INTERNATIONAL PROGRAMS	0	0	0	0	0	0	0	0	0	0	0
MUSIC	2	1	0	0	0	0	0	0	2	1	3
SCHOOL TOTALS	17	27	0	1	0	1	0	1	17	30	47
	44		1		1		1		47		

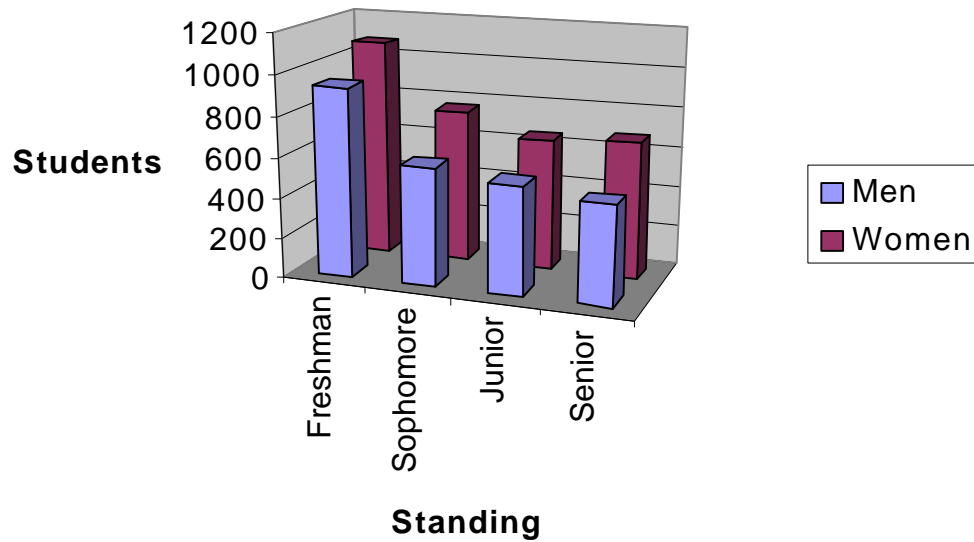
Total Matriculated Undergraduate Enrollment by Standing

SCHOOL/CATEGORY	FRESHMAN		SOPHOMORE		JUNIOR		SENIOR		TOTALS		GRAND
	MEN	WOMEN	MEN	WOMEN	MEN	WOMEN	MEN	WOMEN	MEN	WOMEN	TOTAL
FULL TIME UNDERGRADUATE											
BUSINESS	149	72	76	41	57	41	59	36	341	190	531
COMMUNICATIONS	186	194	146	177	142	163	116	133	590	667	1257
GERONTOLOGY	0	0	0	0	0	0	0	0	0	0	0
HUMANITIES & SCIENCES	420	529	227	280	177	224	139	196	963	1229	2192
HLTH SCIENCES & HUMAN PERFRMCE	127	220	78	194	119	171	126	247	450	832	1282
MUSIC	56	69	58	71	44	55	50	68	208	263	471
SCHOOL TOTALS	938	1084	585	763	539	654	490	680	2552	3181	5733
	2022		1348		1193		1170		5733		
PART TIME UNDERGRADUATE											
BUSINESS	0	0	1	0	1	3	1	4	3	7	10
COMMUNICATIONS	0	0	0	1	1	1	1	2	2	4	6
GERONTOLOGY	0	0	0	0	0	0	0	0	0	0	0
HUMANITIES & SCIENCES	0	0	0	1	1	1	4	5	5	7	12
HLTH SCIENCES & HUMAN PERFRMCE	0	1	1	0	0	0	4	10	5	11	16
MUSIC	0	0	0	0	0	0	2	1	2	1	3
SCHOOL TOTALS	0	1	2	2	3	5	12	22	17	30	47
	1		4		8		34		47		

Fall 2000 Undergraduate Enrollment by School



Fall 2000 Total Undergraduate Enrollment By Standing



SCHOOL OF BUSINESS UNDERGRADUATE ENROLLMENT

Enrollment by Classification – Major

BUSINESS - FULL-TIME UNDERGRADUATE ENROLLMENT

PROGRAM/CATEGORY	CONTINUING		TRANSFERS		READMITS		NEW MATRICS		TOTALS		GRAND
	MALE	FEMALE	MALE	FEMALE	MALE	FEMALE	MALE	FEMALE	MALE	FEMALE	TOTAL
ACCOUNTING	12	7	0	1	0	0	3	3	15	11	26
BUSINESS ADMINISTRATION	143	93	12	5	1	2	110	57	266	157	423
FINANCE	11	6	0	0	0	0	0	0	11	6	17
HUMAN RESOURCE MGMT	0	0	0	0	0	0	0	0	0	0	0
INTERNATIONAL BUSINESS	7	9	0	0	1	0	0	0	8	9	17
MANAGEMENT	28	4	0	0	2	0	0	0	30	4	34
MARKETING	11	3	0	0	0	0	0	0	11	3	14
SCHOOL TOTALS	212	122	12	6	4	2	113	60	341	190	531
	334		18		6		173		531		

BUSINESS - PART-TIME UNDERGRADUATE ENROLLMENT

PROGRAM/CATEGORY	CONTINUING		TRANSFERS		READMITS		NEW MATRICS		TOTALS		GRAND
	MALE	FEMALE	MALE	FEMALE	MALE	FEMALE	MALE	FEMALE	MALE	FEMALE	TOTAL
ACCOUNTING	1	4	0	0	0	0	0	0	1	4	5
BUSINESS ADMINISTRATION	1	1	0	0	0	0	0	0	1	1	2
FINANCE	0	0	0	0	0	0	0	0	0	0	0
HUMAN RESOURCE MGMT	0	0	0	0	0	0	0	0	0	0	0
INTERNATIONAL BUSINESS	0	0	0	0	0	0	0	0	0	0	0
MANAGEMENT	1	2	0	0	0	0	0	0	1	2	3
MARKETING	0	0	0	0	0	0	0	0	0	0	0
SCHOOL TOTALS	3	7	0	0	0	0	0	0	3	7	10
	10		0		0		0		10		

Enrollment by Classification – Minor

BUSINESS - FULL TIME UNDERGRADUATE

PROGRAM/CATEGORY	CONTINUING		TRANSFER		READMIT		NEW MATRIC		TOTAL		GRAND
	MALE	FEMALE	MALE	FEMALE	MALE	FEMALE	MALE	FEMALE	MALE	FEMALE	TOTAL
CORP FINANCE MINOR	2	0	0	0	0	0	0	0	2	0	2
FINANCE MINOR	5	2	0	0	0	0	0	0	5	2	7
FINANCIAL INST. MINOR	1	1	0	0	0	0	0	0	1	1	2
FIN INVESTMENTS MINOR	0	0	0	0	0	0	0	0	0	0	0
GENERAL BUSINESS MINOR	14	17	0	0	0	0	0	0	14	17	31
INT'L BUS STUDIES MINOR	1	3	0	0	0	0	0	0	1	3	4
LEGAL STUDIES MINOR	9	28	0	0	0	0	0	0	9	28	37
MARKETING MINOR	8	16	0	0	1	0	0	0	9	16	25
ORG'L STUDIES MINOR	0	0	0	0	0	0	0	0	0	0	0
SCHOOL TOTALS	40	67	0	0	1	0	0	0	41	67	108
	107		0		1		0		108		

BUSINESS - PART TIME UNDERGRADUATE

PROGRAM/CATEGORY	CONTINUING		TRANSFER		READMIT		NEW MATRIC		TOTAL		GRAND
	MALE	FEMALE	MALE	FEMALE	MALE	FEMALE	MALE	FEMALE	MALE	FEMALE	TOTAL
CORP FINANCE MINOR	0	0	0	0	0	0	0	0	0	0	0
FINANCE MINOR	0	0	0	0	0	0	0	0	0	0	0
FINANCIAL INST MINOR	0	0	0	0	0	0	0	0	0	0	0
FIN INVESTMENTS MINOR	0	0	0	0	0	0	0	0	0	0	0
GENERAL BUSINESS MINOR	0	1	0	0	0	0	0	0	0	1	1
INT'L BUS STUDIES MINOR	0	0	0	0	0	0	0	0	0	0	0
LEGAL STUDIES MINOR	0	0	0	0	0	0	0	0	0	0	0
MARKETING MINOR	0	0	0	0	0	0	0	0	0	0	0
ORG'L STUDIES MINOR	0	0	0	0	0	0	0	0	0	0	0
SCHOOL TOTALS	0	1	0	0	0	0	0	0	0	1	1
	1		0		0		0		1		

Enrollment by Standing – Major

BUSINESS - FULL TIME UNDERGRADUATE

PROGRAM/CATEGORY	FRESHMAN		SOPHOMORE		JUNIOR		SENIOR		TOTALS		GRAND
	MEN	WOMEN	MEN	WOMEN	MEN	WOMEN	MEN	WOMEN	MEN	WOMEN	TOTAL
ACCOUNTING	5	4	4	2	2	3	4	2	15	11	26
BUSINESS ADMINISTRATION	144	68	58	39	32	28	32	22	266	157	423
FINANCE	0	0	2	0	3	2	6	4	11	6	17
HUMAN RESOURCE MGMT	0	0	0	0	0	0	0	0	0	0	0
INTERNATIONAL BUSINESS	0	0	2	0	3	5	3	4	8	9	17
MANAGEMENT	0	0	8	0	13	2	9	2	30	4	34
MARKETING	0	0	2	0	4	1	5	2	11	3	14
SCHOOL TOTALS	149	72	76	41	57	41	59	36	341	190	531
	221		117		98		95		531		

BUSINESS - PART TIME UNDERGRADUATE

PROGRAM/CATEGORY	FRESHMAN		SOPHOMORE		JUNIOR		SENIOR		TOTALS		GRAND
	MEN	WOMEN	MEN	WOMEN	MEN	WOMEN	MEN	WOMEN	MEN	WOMEN	TOTAL
ACCOUNTING	0	0	0	0	1	2	0	2	1	4	5
BUSINESS ADMINISTRATION	0	0	1	0	0	1	0	0	1	1	2
FINANCE	0	0	0	0	0	0	0	0	0	0	0
HUMAN RESOURCE MGMT	0	0	0	0	0	0	0	0	0	0	0
INTERNATIONAL BUSINESS	0	0	0	0	0	0	0	0	0	0	0
MANAGEMENT	0	0	0	0	0	0	1	2	1	2	3
MARKETING	0	0	0	0	0	0	0	0	0	0	0
SCHOOL TOTALS	0	0	1	0	1	3	1	4	3	7	10
	0		1		4		5		10		

Enrollment by Standing – Minor

BUSINESS - FULL TIME UNDERGRADUATE

PROGRAM/CATEGORY	FRESHMAN		SOPHOMORE		JUNIOR		SENIOR		TOTALS		GRAND
	MEN	WOMEN	MEN	WOMEN	MEN	WOMEN	MEN	WOMEN	MEN	WOMEN	TOTALS
CORP FINANCE MINOR	0	0	0	0	0	0	2	0	2	0	2
FINANCE MINOR	0	0	1	0	0	2	4	0	5	2	7
FINANCIAL INST MINOR	0	0	0	0	1	1	0	0	1	1	2
FIN INVESTMENTS MINOR	0	0	0	0	0	0	0	0	0	0	0
GENERAL BUSINESS MINOR	0	0	4	4	4	8	6	5	14	17	31
INT'L BUS STUDIES MINOR	0	0	0	1	0	0	1	2	1	3	4
LEGAL STUDIES MINOR	0	0	0	2	3	15	6	11	9	28	37
MARKETING MINOR	1	0	1	2	4	8	3	6	9	16	25
ORG'L STUDIES MINOR	0	0	0	0	0	0	0	0	0	0	0
SCHOOL TOTALS	1	0	6	9	12	34	22	24	41	67	108
	1		15		46		46		108		

BUSINESS - PART TIME UNDERGRADUATE

PROGRAM/CATEGORY	FRESHMAN		SOPHOMORE		JUNIOR		SENIOR		TOTALS		GRAND
	MEN	WOMEN	MEN	WOMEN	MEN	WOMEN	MEN	WOMEN	MEN	WOMEN	TOTAL
CORP FINANCE MINOR	0	0	0	0	0	0	0	0	0	0	0
FINANCE MINOR	0	0	0	0	0	0	0	0	0	0	0
FINANCIAL INST MINOR	0	0	0	0	0	0	0	0	0	0	0
FIN INVESTMENTS MINOR	0	0	0	0	0	0	0	0	0	0	0
GENERAL BUSINESS MINOR	0	0	0	0	0	1	0	0	0	1	1
INT'L BUS STUDIES MINOR	0	0	0	0	0	0	0	0	0	0	0
LEGAL STUDIES MINOR	0	0	0	0	0	0	0	0	0	0	0
MARKETING MINOR	0	0	0	0	0	0	0	0	0	0	0
ORG'L STUDIES MINOR	0	0	0	0	0	0	0	0	0	0	0
SCHOOL TOTALS	0	0	0	0	0	1	0	0	0	1	1
	0		0		1		0		1		

SCHOOL OF COMMUNICATIONS UNDERGRADUATE ENROLLMENT

Enrollment by Classification – Major

COMMUNICATIONS - FULL-TIME UNDERGRADUATE ENROLLMENT

PROGRAM/CATEGORY	CONTINUING		TRANSFERS		READMITS		NEW MATRICS		TOTALS		GRAND
	MALE	FEMALE	MALE	FEMALE	MALE	FEMALE	MALE	FEMALE	MALE	FEMALE	TOTAL
CINEMA AND PHOTOGRAPHY	92	62	6	5	4	0	38	22	140	89	229
CORPORATE COMM	8	19	0	0	0	0	0	0	8	19	27
FILM, PHOTO & VISUAL ART	20	12	1	1	0	0	21	14	42	27	69
JOURNALISM	46	78	2	7	0	0	14	32	62	117	179
MEDIA STUDIES	4	9	0	0	0	0	1	4	5	13	18
ORG COMM, LEARN, & DSGN	28	54	3	2	0	1	6	17	37	74	111
TELECOMM MANAGEMENT	7	9	0	0	0	0	0	0	7	9	16
TELEVISION-RADIO	205	230	10	6	1	1	73	82	289	319	608
SCHOOL TOTALS	410	473	22	21	5	2	153	171	590	667	1257
	883		43		7		324		1257		

COMMUNICATIONS - PART-TIME UNDERGRADUATE ENROLLMENT

PROGRAM/CATEGORY	CONTINUING		TRANSFERS		READMITS		NEW MATRICS		TOTALS		GRAND
	MALE	FEMALE	MALE	FEMALE	MALE	FEMALE	MALE	FEMALE	MALE	FEMALE	TOTAL
CINEMA AND PHOTOGRAPHY	0	1	0	0	0	0	0	0	0	1	1
CORPORATE COMM	0	0	0	0	0	1	0	0	0	1	1
FILM, PHOTO & VISUAL ART	1	0	0	0	0	0	0	0	1	0	1
JOURNALISM	0	1	0	0	0	0	0	0	0	1	1
MEDIA STUDIES	0	0	0	0	0	0	0	0	0	0	0
ORG COMM, LEARN, & DSGN	1	0	0	0	0	0	0	0	1	0	1
TELECOMM MANAGEMENT	0	0	0	0	0	0	0	0	0	0	0
TELEVISION-RADIO	0	1	0	0	0	0	0	0	0	1	1
SCHOOL TOTALS	2	3	0	0	0	1	0	0	2	4	6
	5		0		1		0		6		

Enrollment by Classification – Minor

COMMUNICATIONS - FULL TIME UNDERGRADUATE

PROGRAM/CATEGORY	CONTINUING		TRANSFER		READMIT		NEW MATRIC		TOTAL		GRAND
	MALE	FEMALE	MALE	FEMALE	MALE	FEMALE	MALE	FEMALE	MALE	FEMALE	TOTAL
ADVERTISING & PUBL REL MINOR	20	63	0	1	0	0	0	0	20	64	84
AUDIO PRODUCTION MINOR	9	5	0	0	0	0	0	0	9	5	14
CORPORATE COMMUNICATION MINOR	2	1	0	0	0	0	0	0	2	1	3
INTERNATIONAL COMMUNICAT MINOR	1	1	0	0	0	0	0	0	1	1	2
JOURNALISM MINOR	2	2	0	0	0	0	0	0	2	2	4
MEDIA STUDIES MINOR	1	0	0	0	0	0	0	0	1	0	1
ORG COMM, LRNG & DESIGN MINOR	6	11	0	0	0	0	0	0	6	11	17
SCRIPTWRITING MINOR	2	2	0	0	0	0	0	0	2	2	4
STILL PHOTOGRAPHY MINOR	3	12	0	0	0	0	0	0	3	12	15
SCHOOL TOTALS	46	97	0	1	0	0	0	0	46	98	144
	143		1		0		0		144		

COMMUNICATIONS - PART TIME UNDERGRADUATE

PROGRAM/CATEGORY	CONTINUING		TRANSFER		READMIT		NEW MATRIC		TOTAL		GRAND
	MALE	FEMALE	MALE	FEMALE	MALE	FEMALE	MALE	FEMALE	MALE	FEMALE	TOTAL
ADVERTISING & PUBL REL MINOR	0	0	0	0	0	0	0	0	0	0	0
AUDIO PRODUCTION MINOR	0	0	0	0	0	0	0	0	0	0	0
CORPORATE COMMUNICATION MINOR	0	0	0	0	0	0	0	0	0	0	0
INTERNATIONAL COMMUNICAT MINOR	0	0	0	0	0	0	0	0	0	0	0
JOURNALISM MINOR	0	0	0	0	0	0	0	0	0	0	0
MEDIA STUDIES MINOR	0	0	0	0	0	0	0	0	0	0	0
ORG COMM, LRNG & DESIGN MINOR	0	0	0	0	0	0	0	0	0	0	0
SCRIPTWRITING MINOR	0	0	0	0	0	0	0	0	0	0	0
STILL PHOTOGRAPHY MINOR	0	0	0	0	0	0	0	0	0	0	0

SCHOOL TOTALS	0	0	0	0	0	0	0	0	0	0	0
	0	0	0	0	0	0	0	0	0	0	0

Enrollment by Standing – Major

COMMUNICATIONS - FULL TIME UNDERGRADUATE

PROGRAM/CATEGORY	FRESHMAN		SOPHOMORE		JUNIOR		SENIOR		TOTALS		GRAND
	MEN	WOMEN	MEN	WOMEN	MEN	WOMEN	MEN	WOMEN	MEN	WOMEN	TOTAL
CINEMA AND PHOTOGRAPHY	47	24	37	22	31	19	25	24	140	89	229
CORPORATE COMMUNICATION	0	0	0	1	1	4	7	14	8	19	27
FILM, PHOTO & VISUAL ART	24	15	8	7	6	3	4	2	42	27	69
JOURNALISM	15	31	19	45	12	23	16	18	62	117	179
MEDIA STUDIES	3	4	2	3	0	2	0	4	5	13	18
ORG COMM, LRNG, & DESIGN	9	21	12	15	7	30	9	8	37	74	111
TELECOMM MANAGEMENT	0	0	5	4	2	4	0	1	7	9	16
TELEVISION-RADIO	88	99	63	80	83	78	55	62	289	319	608
SCHOOL TOTALS	186	194	146	177	142	163	116	133	590	667	1257
	380		323		305		249		1257		

COMMUNICATIONS - PART TIME UNDERGRADUATE

PROGRAM/CATEGORY	FRESHMAN		SOPHOMORE		JUNIOR		SENIOR		TOTALS		GRAND
	MEN	WOMEN	MEN	WOMEN	MEN	WOMEN	MEN	WOMEN	MEN	WOMEN	TOTAL
CINEMA AND PHOTOGRAPHY	0	0	0	0	0	0	0	1	0	1	1
CORPORATE COMMUNICATION	0	0	0	1	0	0	0	0	0	1	1
FILM, PHOTO & VISUAL ART	0	0	0	0	0	0	1	0	1	0	1
JOURNALISM	0	0	0	0	0	0	0	1	0	1	1
MEDIA STUDIES	0	0	0	0	0	0	0	0	0	0	0
ORG COMM, LRNG, & DESIGN	0	0	0	0	1	0	0	0	1	0	1
TELECOMM MANAGEMENT	0	0	0	0	0	0	0	0	0	0	0
TELEVISION-RADIO	0	0	0	0	0	1	0	0	0	1	1
SCHOOL TOTALS	0	0	0	1	1	1	1	2	2	4	6
	0		1		2		3		6		

Enrollment by Standing – Minor

COMMUNICATIONS - FULL TIME UNDERGRADUATE

PROGRAM/CATEGORY	FRESHMAN		SOPHOMORE		JUNIOR		SENIOR		TOTALS		GRAND
	MEN	WOMEN	MEN	WOMEN	MEN	WOMEN	MEN	WOMEN	MEN	WOMEN	TOTAL
ADVER & PUBL REL MINOR	0	1	6	16	5	30	9	17	20	64	84
AUDIO PRODUCTION MINOR	0	0	4	0	2	2	3	3	9	5	14
CORPORATE COMM MINOR	0	0	0	0	0	0	2	1	2	1	3
INT'L COMMUNICATION MINOR	0	0	0	1	0	0	1	0	1	1	2
JOURNALISM MINOR	0	0	0	1	2	1	0	0	2	2	4
MEDIA STUDIES MINOR	0	0	0	0	1	0	0	0	1	0	1
ORG COMM, LRNG & DSGN MNR	0	0	3	2	1	7	2	2	6	11	17
SCRIPTWRITING MINOR	0	0	0	1	0	0	2	1	2	2	4
STILL PHOTOGRAPHY MINOR	0	0	2	3	0	3	1	6	3	12	15
SCHOOL TOTALS	0	1	15	24	11	43	20	30	46	98	144
	1		39		54		50		144		

COMMUNICATIONS - PART TIME UNDERGRADUATE

PROGRAM/CATEGORY	FRESHMAN		SOPHOMORE		JUNIOR		SENIOR		TOTALS		GRAND
	MEN	WOMEN	MEN	WOMEN	MEN	WOMEN	MEN	WOMEN	MEN	WOMEN	TOTAL
ADVER & PUBL REL MINOR	0	0	0	0	0	0	0	0	0	0	0
AUDIO PRODUCTION MINOR	0	0	0	0	0	0	0	0	0	0	0
CORPORATE COMM MINOR	0	0	0	0	0	0	0	0	0	0	0
INT'L COMMUNICATION MINOR	0	0	0	0	0	0	0	0	0	0	0
JOURNALISM MINOR	0	0	0	0	0	0	0	0	0	0	0
MEDIA STUDIES MINOR	0	0	0	0	0	0	0	0	0	0	0
ORG COMM, LRNG & DSGN MNR	0	0	0	0	0	0	0	0	0	0	0
SCRIPTWRITING MINOR	0	0	0	0	0	0	0	0	0	0	0

STILL PHOTOGRAPHY MINOR	0	0	0	0	0	0	0	0	0	0	0
SCHOOL TOTALS	0	0	0	0	0	0	0	0	0	0	0
	0	0	0	0	0	0	0	0	0	0	0

SCHOOL OF HS&HP UNDERGRADUATE ENROLLMENT

Enrollment by Classification – Major

HLTH SCIENCES & HUMAN PERFORMCE - FULL-TIME UNDERGRADUATE ENROLLMENT

PROGRAM/CATEGORY	CONTINUING		TRANSFERS		READMITS		NEW MATRICS		TOTALS		GRAND
	MALE	FEMALE	MALE	FEMALE	MALE	FEMALE	MALE	FEMALE	MALE	FEMALE	TOTAL
ADMIN OF HLTH SERVICES	4	4	0	0	1	0	0	0	5	4	9
ATHLETIC TRAIN/EXER SCI	18	27	0	0	0	0	5	24	23	51	74
CLIN SCI/PHYS THRPY (BS)	51	180	0	1	2	1	18	55	71	237	308
CLINICAL SCI (4 YEAR PGM)	0	0	0	0	0	0	0	0	0	0	0
COMMUNITY HEALTH EDUC	5	23	0	1	0	1	0	2	5	27	32
EXERCISE SCIENCE	23	53	3	5	0	0	10	10	36	68	104
FIT & CARD REHAB/EX SCI	17	23	1	0	0	0	2	3	20	26	46
HLTH & PHYS ED TCHR K-12	44	30	3	0	0	0	2	4	49	34	83
HEALTH ED. TEACHER CERT.	0	0	0	0	0	0	0	0	0	0	0
HEALTH SCIENCES	0	2	0	0	0	0	0	0	0	2	2
HLTH SCI PREPROFESSIONL	4	10	0	0	0	0	18	19	22	29	51
HLTH SERVICES ADMIN	11	10	0	1	0	2	0	0	11	13	24
HEALTH TEACHER (K-12)	4	6	0	1	1	0	0	1	5	8	13
LEISURE SERVICES	7	10	1	0	0	0	0	2	8	12	20
OCC SCI/OCC THER (BS)	7	70	1	1	0	1	3	33	11	105	116
OCCUPATIONAL SCIENCE	0	0	0	0	0	0	0	0	0	0	0
PHYSICAL ED. TCHR CERT.	0	0	0	0	0	0	0	0	0	0	0
PHYS EDUC TEACH(K-12)	19	2	4	0	1	0	12	11	36	13	49
RECR AND LEISURE STUDIES	0	0	0	0	0	0	0	0	0	0	0
SPCH LANG PATH & AUDIO	0	30	0	1	0	0	0	19	0	50	50
SPORT MANAGEMENT	54	18	0	0	0	0	19	5	73	23	96
SPORT STUDIES	14	5	2	0	0	0	0	2	16	7	23
SPORTS INFO & COMM	36	12	0	0	0	0	13	7	49	19	68
TCHR-SP & HRING HANDICAP	5	75	0	0	0	0	1	5	6	80	86
THERAPEUTIC RECREATION	2	20	1	2	0	0	1	2	4	24	28
SCHOOL TOTALS	325	610	16	13	5	5	104	204	450	832	1282
	935		29		10		308		1282		

HLTH SCIENCES & HUMAN PERFORMCE - PART-TIME UNDERGRADUATE ENROLLMENT

PROGRAM/CATEGORY	CONTINUING		TRANSFERS		READMITS		NEW MATRICS		TOTALS		GRAND
	MALE	FEMALE	MALE	FEMALE	MALE	FEMALE	MALE	FEMALE	MALE	FEMALE	TOTAL
ADMIN OF HLTH SERVICES	0	0	0	0	0	0	0	0	0	0	0
ATHLETIC TRAIN/EXER SCI	0	0	0	0	0	0	0	0	0	0	0
CLIN SCI/PHYS THRPY (BS)	0	0	0	0	0	0	0	0	0	0	0
CLINICAL SCI (4 YEAR PGM)	0	0	0	0	0	0	0	0	0	0	0
COMMUNITY HEALTH EDUC	0	0	0	0	0	0	0	0	0	0	0
EXERCISE SCIENCE	1	0	0	0	0	0	0	0	1	0	1
FIT & CARD REHAB/EX SCI	1	0	0	0	0	0	0	0	1	0	1
HLTH & PHYS ED TCHR K-12	0	0	0	0	0	0	0	0	0	0	0
HEALTH ED. TEACHER CERT.	0	0	0	0	0	0	0	0	0	0	0
HEALTH SCIENCES	0	0	0	0	0	0	0	0	0	0	0
HLTH SCI PREPROFESSIONL	0	0	0	0	0	0	0	0	0	0	0
HLTH SERVICES ADMIN	0	0	0	1	0	0	0	1	0	2	2
HEALTH TEACHER (K-12)	0	1	0	0	0	0	0	0	0	1	1
LEISURE SERVICES	0	1	0	0	0	0	0	0	0	1	1
OCC SCI/OCC THER (BS)	1	0	0	0	0	0	0	0	1	0	1
OCCUPATIONAL SCIENCE	0	0	0	0	0	0	0	0	0	0	0
PHYSICAL ED. TCHR CERT.	0	0	0	0	0	0	0	0	0	0	0

PHYS EDUC TEACH(K-12)	0	0	0	0	0	0	0	0	0	0	0
RECR AND LEISURE STUDIES	0	0	0	0	0	0	0	0	0	0	0
SPCH LANG PATH & AUDIO	1	1	0	0	0	0	0	0	1	1	2
SPORT MANAGEMENT	1	0	0	0	0	0	0	0	1	0	1
SPORT STUDIES	0	0	0	0	0	0	0	0	0	0	0
SPORTS INFO & COMM	0	0	0	0	0	0	0	0	0	0	0
TCHR-SP & HRING HANDICAP	0	0	0	0	0	0	0	0	0	0	0
THERAPEUTIC RECREATION	0	6	0	0	0	0	0	0	0	6	6
SCHOOL TOTALS	5	9	0	1	0	0	0	1	5	11	16
	14		1		0		1		16		

Enrollment by Classification – Minor

HLTH SCIENCES & HUMAN PERFRMCE - FULL TIME UNDERGRADUATE

PROGRAM	CONTINUING		TRANSFER		READMIT		NEW MATRIC		TOTAL		GRAND
	MALE	FEMALE	MALE	FEMALE	MALE	FEMALE	MALE	FEMALE	MALE	FEMALE	TOTAL
ADULT FITNESS MINOR	0	0	0	0	0	0	0	0	0	0	0
APPL EXERCISE SCI MINOR	1	3	0	0	0	0	0	0	1	3	4
COACHING MINOR	12	17	0	0	0	1	0	0	12	18	30
HEALTH MINOR	17	35	0	0	0	0	0	0	17	35	52
NUTRITION PROMOTION MINOR	4	10	0	0	1	0	0	0	5	10	15
NUTRITION SCIENCE MINOR	4	9	0	0	0	0	0	0	4	9	13
OUTDOOR RECREATION MINOR	2	3	0	0	0	0	0	0	2	3	5
RECREATION MINOR	1	8	0	0	0	0	0	0	1	8	9
SPORT STUDIES MINOR	8	13	0	0	0	0	0	0	8	13	21
SCHOOL TOTALS	49	98	0	0	1	1	0	0	50	99	149
	147		0		2		0		149		

HLTH SCIENCES & HUMAN PERFRMCE - PART TIME UNDERGRADUATE

PROGRAM	CONTINUING		TRANSFER		READMIT		NEW MATRIC		TOTAL		GRAND
	MALE	FEMALE	MALE	FEMALE	MALE	FEMALE	MALE	FEMALE	MALE	FEMALE	TOTAL
ADULT FITNESS MINOR	0	0	0	0	0	0	0	0	0	0	0
APPL EXERCISE SCI MINOR	0	0	0	0	0	0	0	0	0	0	0
COACHING MINOR	1	0	0	0	0	0	0	0	1	0	1
HEALTH MINOR	1	0	0	0	0	0	0	0	1	0	1
NUTRITION PROMOTION MINOR	1	2	0	0	0	0	0	0	1	2	3
NUTRITION SCIENCE MINOR	0	0	0	0	0	0	0	0	0	0	0
OUTDOOR RECREATION MINOR	0	0	0	0	0	0	0	0	0	0	0
RECREATION MINOR	0	0	0	0	0	0	0	0	0	0	0
SPORT STUDIES MINOR	0	0	0	0	0	0	0	0	0	0	0
SCHOOL TOTALS	3	2	0	0	0	0	0	0	3	2	5
	5		0		0		0		5		

Enrollment by Standing – Major

HLTH SCIENCES & HUMAN PERFRMCE - FULL TIME UNDERGRADUATE

PROGRAM/CATEGORY	FRESHMAN		SOPHOMORE		JUNIOR		SENIOR		TOTALS		GRAND
	MEN	WOMEN	MEN	WOMEN	MEN	WOMEN	MEN	WOMEN	MEN	WOMEN	TOTAL
ADMIN OF HEALTH SERVICES	0	0	1	3	0	0	4	1	5	4	9
ATHLETIC TRAINING/EXER SCI	5	25	5	11	9	5	4	10	23	51	74
CLIN SCI/PHYS THERAPY (BS)	17	54	19	64	16	38	19	81	71	237	308
CLIN SCIENCE (4 YEAR PGM)	0	0	0	0	0	0	0	0	0	0	0
COMMUNITY HEALTH EDUC	0	4	0	2	2	10	3	11	5	27	32
EXERCISE SCIENCE	12	12	4	17	8	19	12	20	36	68	104
FIT & CARDIAC REHAB/EX SCI	2	4	2	5	7	6	9	11	20	26	46
HEALTH & PHYS ED TCHR K-12	5	4	9	12	16	9	19	9	49	34	83
HEALTH ED. TEACHER CERT.	0	0	0	0	0	0	0	0	0	0	0
HEALTH SCIENCES	0	0	0	0	0	1	0	1	0	2	2
HEALTH SCI PREPROFESSIONL	19	20	2	9	1	0	0	0	22	29	51
HEALTH SERVICES ADMIN	1	1	3	3	2	5	5	4	11	13	24

HEALTH TEACHER (K-12)	0	2	0	2	3	1	2	3	5	8	13
LEISURE SERVICES	0	4	3	2	3	3	2	3	8	12	20
OCCUP SCI/OCCUP THER (BS)	3	32	1	22	4	19	3	32	11	105	116
OCCUPATIONAL SCIENCE	0	0	0	0	0	0	0	0	0	0	0
PHYSICAL ED. TEACHER CERT.	0	0	0	0	0	0	0	0	0	0	0
PHYSICAL EDUC TEACH (K-12)	18	11	6	0	7	1	5	1	36	13	49
RECR & LEISURE STUDIES	0	0	0	0	0	0	0	0	0	0	0
SPEECH LANG PATH & AUDIO	0	23	0	8	0	7	0	12	0	50	50
SPORT MANAGEMENT	24	5	10	6	18	8	21	4	73	23	96
SPORT STUDIES	2	2	5	1	7	2	2	2	16	7	23
SPORTS INFO & COMM	16	7	7	3	14	5	12	4	49	19	68
TCHR-SP & HEARING HANDICAP	1	7	1	18	2	26	2	29	6	80	86
THERAPEUTIC RECREATION	2	3	0	6	0	6	2	9	4	24	28
SCHOOL TOTALS	127	220	78	194	119	171	126	247	450	832	1282
	347		272		290		373		1282		

HLTH SCIENCES & HUMAN PERFRMCE - PART TIME UNDERGRADUATE

PROGRAM/CATEGORY	FRESHMAN		SOPHOMORE		JUNIOR		SENIOR		TOTALS		GRAND
	MEN	WOMEN	MEN	WOMEN	MEN	WOMEN	MEN	WOMEN	MEN	WOMEN	TOTAL
ADMIN OF HEALTH SERVICES	0	0	0	0	0	0	0	0	0	0	0
ATHLETIC TRAINING/EXER SCI	0	0	0	0	0	0	0	0	0	0	0
CLIN SCI/PHYS THERAPY (BS)	0	0	0	0	0	0	0	0	0	0	0
CLIN SCIENCE (4 YEAR PGM)	0	0	0	0	0	0	0	0	0	0	0
COMMUNITY HEALTH EDUC	0	0	0	0	0	0	0	0	0	0	0
EXERCISE SCIENCE	0	0	0	0	0	0	1	0	1	0	1
FIT & CARDIAC REHAB/EX SCI	0	0	0	0	0	0	1	0	1	0	1
HEALTH & PHYS ED TCHR K-12	0	0	0	0	0	0	0	0	0	0	0
HEALTH ED. TEACHER CERT.	0	0	0	0	0	0	0	0	0	0	0
HEALTH SCIENCES	0	0	0	0	0	0	0	0	0	0	0
HEALTH SCI PREPROFESSIONL	0	0	0	0	0	0	0	0	0	0	0
HEALTH SERVICES ADMIN	0	1	0	0	0	0	0	1	0	2	2
HEALTH TEACHER (K-12)	0	0	0	0	0	0	0	1	0	1	1
LEISURE SERVICES	0	0	0	0	0	0	0	1	0	1	1
OCCUP SCI/OCCUP THER (BS)	0	0	1	0	0	0	0	0	1	0	1
OCCUPATIONAL SCIENCE	0	0	0	0	0	0	0	0	0	0	0
PHYSICAL ED. TEACHER CERT.	0	0	0	0	0	0	0	0	0	0	0
PHYSICAL EDUC TEACH (K-12)	0	0	0	0	0	0	0	0	0	0	0
RECR & LEISURE STUDIES	0	0	0	0	0	0	0	0	0	0	0
SPEECH LANG PATH & AUDIO	0	0	0	0	0	0	1	1	1	1	2
SPORT MANAGEMENT	0	0	0	0	0	0	1	0	1	0	1
SPORT STUDIES	0	0	0	0	0	0	0	0	0	0	0
SPORTS INFO & COMM	0	0	0	0	0	0	0	0	0	0	0
TCHR-SP & HEARING HANDICAP	0	0	0	0	0	0	0	0	0	0	0
THERAPEUTIC RECREATION	0	0	0	0	0	0	0	6	0	6	6
SCHOOL TOTALS	0	1	1	0	0	0	4	10	5	11	16
	1		1		0		14		16		

Enrollment by Standing – Minor

HLTH SCIENCES & HUMAN PERFRMCE - FULL TIME UNDERGRADUATE

PROGRAM/CATEGORY	FRESHMAN		SOPHOMORE		JUNIOR		SENIOR		TOTALS		GRAND
	MEN	WOMEN	MEN	WOMEN	MEN	WOMEN	MEN	WOMEN	MEN	WOMEN	TOTAL
ADULT FITNESS MINOR	0	0	0	0	0	0	0	0	0	0	0
APPL EXERCISE SCI MINOR	0	0	0	2	0	1	1	0	1	3	4
COACHING MINOR	0	0	3	1	5	8	4	9	12	18	30
HEALTH MINOR	0	1	0	2	9	14	8	18	17	35	52
NUTRITION PROMOTION MINOR	0	0	0	1	1	2	4	7	5	10	15
NUTRITION SCIENCE MINOR	0	0	0	2	1	4	3	3	4	9	13
OUTDOOR RECREATION MINOR	0	0	0	0	1	3	1	0	2	3	5

RECREATION MINOR	0	0	0	3	0	3	1	2	1	8	9
SPORT STUDIES MINOR	0	0	4	3	2	2	2	8	8	13	21
SCHOOL TOTALS	0	1	7	14	19	37	24	47	50	99	149
	1		21		56		71		149		

HLTH SCIENCES & HUMAN PERFORMCE - PART TIME UNDERGRADUATE

PROGRAM/CATEGORY	FRESHMAN		SOPHOMORE		JUNIOR		SENIOR		TOTALS		GRAND
	MEN	WOMEN	MEN	WOMEN	MEN	WOMEN	MEN	WOMEN	MEN	WOMEN	TOTAL
ADULT FITNESS MINOR	0	0	0	0	0	0	0	0	0	0	0
APPL EXERCISE SCI MINOR	0	0	0	0	0	0	0	0	0	0	0
COACHING MINOR	0	0	0	0	0	0	1	0	1	0	1
HEALTH MINOR	0	0	0	0	0	0	1	0	1	0	1
NUTRITION PROMOTION MINOR	0	0	0	0	0	0	1	2	1	2	3
NUTRITION SCIENCE MINOR	0	0	0	0	0	0	0	0	0	0	0
OUTDOOR RECREATION MINOR	0	0	0	0	0	0	0	0	0	0	0
RECREATION MINOR	0	0	0	0	0	0	0	0	0	0	0
SPORT STUDIES MINOR	0	0	0	0	0	0	0	0	0	0	0
SCHOOL TOTALS	0	0	0	0	0	0	3	2	3	2	5
	0		0		0		5		5		

SCHOOL OF HUMANITIES & SCIENCES UNDERGRADUATE ENROLLMENT

Enrollment by Classification – Major

HUMANITIES & SCIENCES - FULL-TIME UNDERGRADUATE ENROLLMENT

PROGRAM/CATEGORY	CONTINUING		TRANSFERS		READMITS		NEW MATRICS		TOTALS		GRAND
	MALE	FEMALE	MALE	FEMALE	MALE	FEMALE	MALE	FEMALE	MALE	FEMALE	TOTAL
ACTING	16	19	1	1	1	0	7	3	25	23	48
ANTHROPOLOGY	7	20	0	0	0	0	1	2	8	22	30
APPLIED ECONOMICS	7	2	0	0	0	0	0	0	7	2	9
APPLIED PSYCHOLOGY	5	14	0	0	0	0	0	4	5	18	23
ART	5	6	0	3	0	0	5	6	10	15	25
ART (BA)	3	3	0	0	0	0	0	0	3	3	6
ART (BFA)	2	2	0	0	0	0	0	0	2	2	4
ART HISTORY	3	20	0	0	1	0	0	2	4	22	26
BIOCHEMISTRY	6	9	1	1	0	0	3	3	10	13	23
BIOCHEMISTRY (7-12)	0	0	0	0	0	0	0	0	0	0	0
BIOCHEMISTRY EDUCATION	0	0	0	0	0	0	0	0	0	0	0
BIOLOGY	26	58	2	5	0	0	26	46	54	109	163
BIOLOGY (7-12)	4	6	0	0	0	0	1	1	5	7	12
BIOLOGY EDUCATION (7-12)	0	0	0	0	0	0	0	0	0	0	0
BIOLOGY/GEN SCI (7-12)	0	0	0	0	0	0	0	0	0	0	0
CHEMISTRY	0	0	0	0	0	0	0	0	0	0	0
CHEMISTRY (7-12)	0	0	1	0	0	0	0	0	1	0	1
CHEMISTRY (BA)	2	1	0	0	0	0	0	0	2	1	3
CHEMISTRY (BS)	8	4	0	0	0	0	3	4	11	8	19
CHEMISTRY 3-2 ENGRNG	0	0	0	0	0	0	0	0	0	0	0
CHEMISTRY EDUCATION	0	0	0	0	0	0	0	0	0	0	0
CHEMISTRY/GEN SCI (7-12)	0	0	0	0	0	0	0	0	0	0	0
COMPUTER INFO SCIENCE	2	2	0	0	0	0	0	0	2	2	4
COMPUTER INFO SYSTEMS	10	4	1	0	0	0	3	0	14	4	18
COMPUTER SCIENCE - B.A.	21	1	0	0	1	0	0	1	22	2	24
COMPUTER SCIENCE - B.S.	24	4	3	0	1	0	14	1	42	5	47
DRAMA (BA)	20	47	0	0	0	0	4	17	24	64	88
ECONOMICS	9	3	1	0	0	0	3	1	13	4	17
ENGLISH	38	45	0	3	2	0	17	23	57	71	128
ENGLISH (7-12)	10	20	0	1	1	1	5	11	16	33	49

ENGLISH EDUCATION	0	0	0	0	0	0	0	0	0	0	0
ENVIRONMENTAL STUDIES	21	8	1	1	1	0	6	1	29	10	39
EXPLORATORY	104	100	8	4	1	0	150	186	263	290	553
FRENCH	0	1	0	0	0	0	0	3	0	4	4
FRENCH (7-12)	0	1	0	0	0	0	1	1	1	2	3
FRENCH EDUCATION	0	0	0	0	0	0	0	0	0	0	0
GERMAN	1	0	0	0	0	0	0	1	1	1	2
GERMAN (7-12)	0	0	0	0	0	0	0	1	0	1	1
GERMAN EDUCATION	0	0	0	0	0	0	0	0	0	0	0
HISTORY	25	9	1	0	1	1	6	6	33	16	49
MATH - ECONOMICS (7-12)	0	0	0	0	0	0	0	0	0	0	0
MATH-PHYSICIS (7-12)	0	0	0	0	0	0	0	0	0	0	0
MATHEMATICS	4	3	0	0	0	0	3	6	7	9	16
MATHEMATICS (7-12)	9	12	0	1	0	0	1	2	10	15	25
MATHEMATICS EDUCATION	0	0	0	0	0	0	0	0	0	0	0
MATH-COMP SCI 7-12	0	0	0	0	0	0	0	0	0	0	0
MATH-COMPUTER SCIENCE	4	1	0	0	0	0	4	2	8	3	11
MATHEMATICS/ECONOMICS	3	0	1	0	0	0	0	0	4	0	4
MATHEMATICS/PHYSICS	1	0	0	0	0	0	2	1	3	1	4
MUSICAL THEATER	9	15	0	1	0	0	2	8	11	24	35
PHILOSOPHY	7	1	1	0	0	0	4	2	12	3	15
PHILOSOPHY-RELIGION	4	3	1	0	0	0	0	0	5	3	8
PHYSICS	12	3	0	0	0	0	8	0	20	3	23
PHYSICS (7-12)	0	0	0	0	0	0	0	0	0	0	0
PHYSICS 3-2 ENGINEERING	0	0	0	0	0	0	0	0	0	0	0
PHYSICS EDUCATION	0	0	0	0	0	0	0	0	0	0	0
PHYSICS-COMPUTING EDUC	0	0	0	0	0	0	0	0	0	0	0
PHYSICS-GENERAL SCIENCE	0	0	0	0	0	0	0	0	0	0	0
PLANNED STUDIES	0	0	0	0	0	0	0	0	0	0	0
PLANNED STUDIES (BA)	6	17	0	0	0	0	0	0	6	17	23
PLANNED STUDIES (BS)	6	2	0	0	0	0	0	0	6	2	8
POLITICS	23	23	0	0	0	1	8	11	31	35	66
PSYCHOLOGY	33	100	2	6	1	0	16	59	52	165	217
RELIGIOUS STUDIES	0	1	0	0	0	0	0	0	0	1	1
SOCIAL STUDIES	3	1	0	0	0	0	0	0	3	1	4
SOCIAL STUDIES (7-12)	16	2	2	0	0	0	6	5	24	7	31
SOCIAL STUDIES EDUCATION	0	0	0	0	0	0	0	0	0	0	0
SOCIOLOGY	32	98	2	3	0	0	1	7	35	108	143
SPANISH	3	6	0	0	1	0	0	2	4	8	12
SPANISH (7-12)	2	1	0	0	0	0	0	0	2	1	3
SPANISH EDUCATION	0	0	0	0	0	0	0	0	0	0	0
SPEECH COMMUNICATION	0	0	0	0	0	0	0	0	0	0	0
SPEECH COMM (BA)	19	30	0	0	0	0	5	5	24	35	59
SPEECH COMM (BS)	0	0	0	0	0	0	0	0	0	0	0
SPEECH COMM - GENERAL	0	0	0	0	0	0	0	0	0	0	0
SPEECH COMM EDUCATION	0	0	0	0	0	0	0	0	0	0	0
SPEECH COMM-TEACH ED	1	1	0	0	0	0	0	0	1	1	2
THEATER ARTS - BA DRAMA	0	0	0	0	0	0	0	0	0	0	0
THEATER ARTS MGMT	5	9	1	0	1	0	1	1	8	10	18
THEAT PRD ART-THEAT TCH	0	0	0	0	0	0	0	0	0	0	0
THEAT PROD. ARTS DESIGN	0	0	0	0	0	0	0	0	0	0	0
THEAT PRODUCTION ARTS	19	13	0	0	0	0	2	8	21	21	42
WRITING	2	2	0	0	0	0	0	0	2	2	4
SCHOOL TOTALS	602	753	30	30	13	3	318	443	963	1229	2192
	1355		60		16		761		2192		

HUMANITIES & SCIENCES - PART-TIME UNDERGRADUATE ENROLLMENT

PROGRAM/CATEGORY	CONTINUING		TRANSFERS		READMITS		NEW MATRICS		TOTALS		GRAND
	MALE	FEMALE	MALE	FEMALE	MALE	FEMALE	MALE	FEMALE	MALE	FEMALE	TOTAL
ACTING	0	0	0	0	0	0	0	0	0	0	0
ANTHROPOLOGY	0	1	0	0	0	0	0	0	0	1	1
APPLIED ECONOMICS	0	0	0	0	0	0	0	0	0	0	0
APPLIED PSYCHOLOGY	0	1	0	0	0	0	0	0	0	1	1
ART	0	0	0	0	0	0	0	0	0	0	0
ART (BA)	0	0	0	0	0	0	0	0	0	0	0
ART (BFA)	0	0	0	0	0	0	0	0	0	0	0
ART HISTORY	0	0	0	0	0	0	0	0	0	0	0
BIOCHEMISTRY	0	0	0	0	0	0	0	0	0	0	0
BIOCHEMISTRY (7-12)	0	0	0	0	0	0	0	0	0	0	0
BIOCHEMISTRY EDUCATION	0	0	0	0	0	0	0	0	0	0	0
BIOLOGY	0	0	0	0	0	0	0	0	0	0	0
BIOLOGY (7-12)	0	0	0	0	0	0	0	0	0	0	0
BIOLOGY EDUCATION (7-12)	0	0	0	0	0	0	0	0	0	0	0
BIOLOGY/GEN SCI (7-12)	0	0	0	0	0	0	0	0	0	0	0
CHEMISTRY	0	0	0	0	0	0	0	0	0	0	0
CHEMISTRY (7-12)	0	0	0	0	0	0	0	0	0	0	0
CHEMISTRY (BA)	0	0	0	0	0	0	0	0	0	0	0
CHEMISTRY (BS)	0	0	0	0	0	0	0	0	0	0	0
CHEMISTRY 3-2 ENGRNG	0	0	0	0	0	0	0	0	0	0	0
CHEMISTRY EDUCATION	0	0	0	0	0	0	0	0	0	0	0
CHEMISTRY/GEN SCI (7-12)	0	0	0	0	0	0	0	0	0	0	0
COMPUTER INFO SCIENCE	0	0	0	0	0	0	0	0	0	0	0
COMPUTER INFO SYSTEMS	0	0	0	0	0	0	0	0	0	0	0
COMPUTER SCIENCE - B.A.	1	0	0	0	0	0	0	0	1	0	1
COMPUTER SCIENCE - B.S.	1	0	0	0	0	0	0	0	1	0	1
DRAMA (BA)	0	0	0	0	0	0	0	0	0	0	0
ECONOMICS	0	0	0	0	0	0	0	0	0	0	0
ENGLISH	0	1	0	0	0	0	0	0	0	1	1
ENGLISH (7-12)	0	0	0	0	0	0	0	0	0	0	0
ENGLISH EDUCATION	0	0	0	0	0	0	0	0	0	0	0
ENVIRONMENTAL STUDIES	1	0	0	0	0	0	0	0	1	0	1
EXPLORATORY	0	0	0	0	0	0	0	0	0	0	0
FRENCH	0	0	0	0	0	0	0	0	0	0	0
FRENCH (7-12)	0	0	0	0	0	0	0	0	0	0	0
FRENCH EDUCATION	0	0	0	0	0	0	0	0	0	0	0
GERMAN	0	0	0	0	0	0	0	0	0	0	0
GERMAN (7-12)	0	0	0	0	0	0	0	0	0	0	0
GERMAN EDUCATION	0	0	0	0	0	0	0	0	0	0	0
HISTORY	0	0	0	0	0	0	0	0	0	0	0
MATH - ECONOMICS (7-12)	0	0	0	0	0	0	0	0	0	0	0
MATH-PHYSICS (7-12)	0	0	0	0	0	0	0	0	0	0	0
MATHEMATICS	0	0	0	0	0	0	0	0	0	0	0
MATHEMATICS (7-12)	0	0	0	0	0	0	0	0	0	0	0
MATHEMATICS EDUCATION	0	0	0	0	0	0	0	0	0	0	0
MATH-COMP SCI 7-12	0	0	0	0	0	0	0	0	0	0	0
MATH-COMPUTER SCIENCE	0	0	0	0	0	0	0	0	0	0	0
MATHEMATICS/ECONOMICS	0	0	0	0	0	0	0	0	0	0	0
MATHEMATICS/PHYSICS	0	0	0	0	0	0	0	0	0	0	0
MUSICAL THEATER	1	0	0	0	0	0	0	0	1	0	1
PHILOSOPHY	0	0	0	0	0	0	0	0	0	0	0
PHILOSOPHY-RELIGION	0	0	0	0	0	0	0	0	0	0	0
PHYSICS	0	0	0	0	0	0	0	0	0	0	0
PHYSICS (7-12)	0	0	0	0	0	0	0	0	0	0	0

PHYSICS 3-2 ENGINEERING	0	0	0	0	0	0	0	0	0	0	0
PHYSICS EDUCATION	0	0	0	0	0	0	0	0	0	0	0
PHYSICS-COMPUTING EDUC	0	0	0	0	0	0	0	0	0	0	0
PHYSICS-GENERAL SCIENCE	0	0	0	0	0	0	0	0	0	0	0
PLANNED STUDIES	0	0	0	0	0	0	0	0	0	0	0
PLANNED STUDIES (BA)	0	0	0	0	0	0	0	0	0	0	0
PLANNED STUDIES (BS)	0	0	0	0	0	0	0	0	0	0	0
POLITICS	0	0	0	0	0	0	0	0	0	0	0
PSYCHOLOGY	0	1	0	0	0	0	0	0	0	1	1
RELIGIOUS STUDIES	0	1	0	0	0	0	0	0	0	1	1
SOCIAL STUDIES	0	0	0	0	0	0	0	0	0	0	0
SOCIAL STUDIES (7-12)	0	0	0	0	0	0	0	0	0	0	0
SOCIAL STUDIES EDUCATION	0	0	0	0	0	0	0	0	0	0	0
SOCIOLOGY	1	1	0	0	0	0	0	0	1	1	2
SPANISH	0	0	0	0	0	0	0	0	0	0	0
SPANISH (7-12)	0	0	0	0	0	0	0	0	0	0	0
SPANISH EDUCATION	0	0	0	0	0	0	0	0	0	0	0
SPEECH COMMUNICATION	0	0	0	0	0	0	0	0	0	0	0
SPEECH COMM (BA)	0	1	0	0	0	0	0	0	0	1	1
SPEECH COMM (BS)	0	0	0	0	0	0	0	0	0	0	0
SPEECH COMM - GENERAL	0	0	0	0	0	0	0	0	0	0	0
SPEECH COMM EDUCATION	0	0	0	0	0	0	0	0	0	0	0
SPEECH COMM-TEACH ED	0	0	0	0	0	0	0	0	0	0	0
THEATER ARTS - BA DRAMA	0	0	0	0	0	0	0	0	0	0	0
THEATER ARTS MGMT	0	0	0	0	0	0	0	0	0	0	0
THEAT PRD ART-THEAT TCH	0	0	0	0	0	0	0	0	0	0	0
THEAT PROD. ARTS DESIGN	0	0	0	0	0	0	0	0	0	0	0
THEAT PRODUCTION ARTS	0	0	0	0	0	0	0	0	0	0	0
WRITING	0	0	0	0	0	0	0	0	0	0	0
SCHOOL TOTALS	5	7	0	0	0	0	0	0	5	7	12
	12		0		0		0		12		

Enrollment by Classification – Minor

HUMANITIES & SCIENCES - FULL TIME UNDERGRADUATE

PROGRAM/CATEGORY	CONTINUING		TRANSFER		READMIT		NEW MATRIC		TOTALS		GRAND
	MALE	FEMALE	MALE	FEMALE	MALE	FEMALE	MALE	FEMALE	MALE	FEMALE	TOTAL
ANTHROPOLOGY MINOR	1	10	0	0	0	0	0	0	1	10	11
ART HISTORY MINOR	13	24	0	0	1	0	0	0	14	24	38
ART MINOR	8	12	0	0	0	0	0	0	8	12	20
BIOLOGY MINOR	0	4	0	0	0	0	0	0	0	4	4
COMPARATIVE LIT MINOR	1	0	0	0	0	0	0	0	1	0	1
COMPUTER INFO SYST MINOR	2	1	0	0	0	0	0	0	2	1	3
COMPUTER INFO SCI MINOR	2	1	0	0	0	0	0	0	2	1	3
COMPUTING MINOR	6	1	0	0	0	0	0	0	6	1	7
DANCE MINOR	1	24	0	0	0	0	0	0	1	24	25
ECONOMICS MINOR	19	2	0	0	0	0	0	0	19	2	21
ENGLISH MINOR	4	21	0	0	0	0	0	0	4	21	25
ENVIRON STUDIES MINOR	0	6	0	0	0	0	0	0	0	6	6
FRENCH MINOR	2	10	0	0	0	0	0	1	2	11	13
GERMAN MINOR	3	3	0	0	0	0	0	0	3	3	6
HEALTH COMMUNIC MINOR	2	14	0	0	0	0	0	0	2	14	16
HISTORY MINOR	9	11	0	0	0	0	0	0	9	11	20
HONORS H&S	0	0	0	0	0	0	0	0	0	0	0
ITALIAN MINOR	3	7	0	0	0	0	0	0	3	7	10
MATHEMATICS MINOR	11	10	0	0	0	0	0	0	11	10	21
PHILOSOPHY MINOR	6	1	0	0	0	0	0	0	6	1	7
PHYSICS MINOR	2	0	0	0	0	0	0	0	2	0	2

POLITICS MINOR	16	14	0	0	0	0	0	0	16	14	30
PSYCHOLOGY MINOR	8	40	0	0	0	0	0	0	8	40	48
RELIGIOUS STUDIES MINOR	3	2	0	0	0	0	0	0	3	2	5
SOCIAL WORK MINOR	0	9	0	0	0	0	0	0	0	9	9
SOCIOLOGY MINOR	7	31	0	0	0	0	0	0	7	31	38
SPANISH MINOR	15	60	0	0	0	0	0	0	15	60	75
SPEECH MINOR	17	25	0	0	0	0	0	0	17	25	42
THEATER MINOR	8	17	0	0	0	0	0	0	8	17	25
WOMEN'S STUDIES MINOR	0	14	0	0	0	0	0	0	0	14	14
WRITING MINOR	27	45	0	0	0	0	0	0	27	45	72
SCHOOL TOTALS	196	419	0	0	1	0	0	1	197	420	617
	615		0		1		1		617		

HUMANITIES & SCIENCES - PART TIME UNDERGRADUATE

PROGRAM/CATEGORY	CONTINUING		TRANSFER		READMIT		NEW MATRIC		TOTALS		GRAND
	MALE	FEMALE	MALE	FEMALE	MALE	FEMALE	MALE	FEMALE	MALE	FEMALE	TOTAL
ANTHROPOLOGY MINOR	0	0	0	0	0	0	0	0	0	0	0
ART HISTORY MINOR	1	1	0	0	0	0	0	0	1	1	2
ART MINOR	0	0	0	0	0	0	0	0	0	0	0
BIOLOGY MINOR	0	0	0	0	0	0	0	0	0	0	0
COMPARATIVE LIT MINOR	0	0	0	0	0	0	0	0	0	0	0
COMPUTER INFO SYST MINOR	0	1	0	0	0	0	0	0	0	1	1
COMPUTER INFO SCI MINOR	0	0	0	0	0	0	0	0	0	0	0
COMPUTING MINOR	0	0	0	0	0	0	0	0	0	0	0
DANCE MINOR	0	0	0	0	0	0	0	0	0	0	0
ECONOMICS MINOR	0	0	0	0	0	0	0	0	0	0	0
ENGLISH MINOR	0	0	0	0	0	0	0	0	0	0	0
ENVIRON STUDIES MINOR	0	0	0	0	0	0	0	0	0	0	0
FRENCH MINOR	0	0	0	0	0	0	0	0	0	0	0
GERMAN MINOR	0	0	0	0	0	0	0	0	0	0	0
HEALTH COMMUNIC MINOR	0	0	0	0	0	0	0	0	0	0	0
HISTORY MINOR	0	0	0	0	0	0	0	0	0	0	0
HONORS H&S	0	0	0	0	0	0	0	0	0	0	0
ITALIAN MINOR	0	0	0	0	0	0	0	0	0	0	0
MATHEMATICS MINOR	0	0	0	0	0	0	0	0	0	0	0
PHILOSOPHY MINOR	0	0	0	0	0	0	0	0	0	0	0
PHYSICS MINOR	0	0	0	0	0	0	0	0	0	0	0
POLITICS MINOR	0	1	0	0	0	0	0	0	0	1	1
PSYCHOLOGY MINOR	1	0	0	0	0	0	0	0	1	0	1
RELIGIOUS STUDIES MINOR	0	0	0	0	0	0	0	0	0	0	0
SOCIAL WORK MINOR	0	0	0	0	0	0	0	0	0	0	0
SOCIOLOGY MINOR	0	0	0	0	0	0	0	0	0	0	0
SPANISH MINOR	0	0	0	0	0	0	0	0	0	0	0
SPEECH MINOR	0	0	0	0	0	0	0	0	0	0	0
THEATER MINOR	0	0	0	0	0	0	0	0	0	0	0
WOMEN'S STUDIES MINOR	0	1	0	0	0	0	0	0	0	1	1
WRITING MINOR	0	1	0	0	0	0	0	0	0	1	1
SCHOOL TOTALS	2	5	0	0	0	0	0	0	2	5	7
	7		0		0		0		7		

Enrollment by Standing – Major

HUMANITIES & SCIENCES - FULL TIME UNDERGRADUATE

PROGRAM/CATEGORY	FRESHMAN		SOPHOMORE		JUNIOR		SENIOR		TOTALS		GRAND
	MEN	WOMEN	MEN	WOMEN	MEN	WOMEN	MEN	WOMEN	MEN	WOMEN	TOTAL
ACTING	9	5	8	3	6	8	2	7	25	23	48
ANTHROPOLOGY	2	2	2	7	3	10	1	3	8	22	30
APPLIED ECONOMICS	1	0	2	0	2	2	2	0	7	2	9
APPLIED PSYCHOLOGY	0	7	0	2	2	5	3	4	5	18	23

ART	5	8	3	5	2	0	0	2	10	15	25
ART (BA)	0	0	2	0	1	2	0	1	3	3	6
ART (BFA)	0	0	1	1	0	0	1	1	2	2	4
ART HISTORY	0	5	0	7	3	4	1	6	4	22	26
BIOCHEMISTRY	3	3	1	5	3	0	3	5	10	13	23
BIOCHEMISTRY (7-12)	0	0	0	0	0	0	0	0	0	0	0
BIOCHEMISTRY EDUCATION	0	0	0	0	0	0	0	0	0	0	0
BIOLOGY	31	48	10	22	8	20	5	19	54	109	163
BIOLOGY (7-12)	1	1	3	4	1	1	0	1	5	7	12
BIOLOGY EDUCATION (7-12)	0	0	0	0	0	0	0	0	0	0	0
BIOLOGY/GEN SCIENCE (7-12)	0	0	0	0	0	0	0	0	0	0	0
CHEMISTRY	0	0	0	0	0	0	0	0	0	0	0
CHEMISTRY (7-12)	1	0	0	0	0	0	0	0	1	0	1
CHEMISTRY (BA)	0	0	2	1	0	0	0	0	2	1	3
CHEMISTRY (BS)	3	4	5	3	3	0	0	1	11	8	19
CHEMISTRY 3-2 ENGINEERING	0	0	0	0	0	0	0	0	0	0	0
CHEMISTRY EDUCATION	0	0	0	0	0	0	0	0	0	0	0
CHEMISTRY/GEN SCI (7-12)	0	0	0	0	0	0	0	0	0	0	0
COMPUTER INFO SCIENCE	0	0	0	1	0	0	2	1	2	2	4
COMPUTER INFO SYSTEMS	8	1	5	1	0	1	1	1	14	4	18
COMPUTER SCIENCE - B.A.	6	1	8	0	3	0	5	1	22	2	24
COMPUTER SCIENCE - B.S.	13	1	17	2	7	0	5	2	42	5	47
DRAMA (BA)	5	20	4	16	8	14	7	14	24	64	88
ECONOMICS	5	1	2	2	4	0	2	1	13	4	17
ENGLISH	18	25	15	19	15	18	9	9	57	71	128
ENGLISH (7-12)	6	14	6	7	0	6	4	6	16	33	49
ENGLISH EDUCATION	0	0	0	0	0	0	0	0	0	0	0
ENVIRONMENTAL STUDIES	10	3	3	4	6	1	10	2	29	10	39
EXPLORATORY	202	220	56	65	5	4	0	1	263	290	553
FRENCH	0	3	0	1	0	0	0	0	0	4	4
FRENCH (7-12)	1	1	0	0	0	0	0	1	1	2	3
FRENCH EDUCATION	0	0	0	0	0	0	0	0	0	0	0
GERMAN	0	1	0	0	1	0	0	0	1	1	2
GERMAN (7-12)	0	0	0	1	0	0	0	0	0	1	1
GERMAN EDUCATION	0	0	0	0	0	0	0	0	0	0	0
HISTORY	8	6	8	2	12	6	5	2	33	16	49
MATH - ECONOMICS (7-12)	0	0	0	0	0	0	0	0	0	0	0
MATH-PHYSICIS (7-12)	0	0	0	0	0	0	0	0	0	0	0
MATHEMATICS	4	6	2	0	0	1	1	2	7	9	16
MATHEMATICS (7-12)	1	2	3	5	3	5	3	3	10	15	25
MATHEMATICS EDUCATION	0	0	0	0	0	0	0	0	0	0	0
MATHEMATICS-COMP SCI 7-12	0	0	0	0	0	0	0	0	0	0	0
MATH-COMPUTER SCIENCE	4	2	1	0	1	0	2	1	8	3	11
MATHEMATICS/ECONOMICS	0	0	0	0	3	0	1	0	4	0	4
MATHEMATICS/PHYSICS	2	1	1	0	0	0	0	0	3	1	4
MUSICAL THEATER	2	9	2	9	4	4	3	2	11	24	35
PHILOSOPHY	4	2	2	0	4	0	2	1	12	3	15
PHILOSOPHY-RELIGION	1	1	0	2	3	0	1	0	5	3	8
PHYSICS	9	0	3	1	6	0	2	2	20	3	23
PHYSICS (7-12)	0	0	0	0	0	0	0	0	0	0	0
PHYSICS 3-2 ENGINEERING	0	0	0	0	0	0	0	0	0	0	0
PHYSICS EDUCATION	0	0	0	0	0	0	0	0	0	0	0
PHYSICS-COMPUTING EDUC	0	0	0	0	0	0	0	0	0	0	0
PHYSICS-GENERAL SCIENCE	0	0	0	0	0	0	0	0	0	0	0
PLANNED STUDIES	0	0	0	0	0	0	0	0	0	0	0
PLANNED STUDIES (BA)	0	0	0	0	3	7	3	10	6	17	23
PLANNED STUDIES (BS)	0	0	0	0	1	2	5	0	6	2	8

POLITICS	11	13	8	6	8	6	4	10	31	35	66
PSYCHOLOGY	22	73	11	32	10	32	9	28	52	165	217
RELIGIOUS STUDIES	0	0	0	1	0	0	0	0	0	1	1
SOCIAL STUDIES	0	0	0	0	0	0	3	1	3	1	4
SOCIAL STUDIES (7-12)	7	5	4	0	9	0	4	2	24	7	31
SOCIAL STUDIES EDUCATION	0	0	0	0	0	0	0	0	0	0	0
SOCIOLOGY	3	16	9	25	14	39	9	28	35	108	143
SPANISH	1	3	0	1	0	2	3	2	4	8	12
SPANISH (7-12)	0	0	0	0	1	0	1	1	2	1	3
SPANISH EDUCATION	0	0	0	0	0	0	0	0	0	0	0
SPEECH COMMUNICATION	0	0	0	0	0	0	0	0	0	0	0
SPEECH COMMUNICATION (BA)	7	7	7	6	4	14	6	8	24	35	59
SPEECH COMMUNICATION (BS)	0	0	0	0	0	0	0	0	0	0	0
SPEECH COMM - GENERAL	0	0	0	0	0	0	0	0	0	0	0
SPEECH COMM EDUCATION	0	0	0	0	0	0	0	0	0	0	0
SPEECH COMM-TEACH ED	0	0	0	1	0	0	1	0	1	1	2
THEATER ARTS - BA DRAMA	0	0	0	0	0	0	0	0	0	0	0
THEATER ARTS MANAGEMENT	1	1	1	4	2	5	4	0	8	10	18
THEAT PROD ARTS-THEAT TECH	0	0	0	0	0	0	0	0	0	0	0
THEAT PROD. ARTS DESIGN	0	0	0	0	0	0	0	0	0	0	0
THEATRICAL PRODUCTION ARTS	3	8	9	6	6	3	3	4	21	21	42
WRITING	0	0	1	0	0	2	1	0	2	2	4
SCHOOL TOTALS	420	529	227	280	177	224	139	196	963	1229	2192
	949		507		401		335		2192		

HUMANITIES & SCIENCES - PART TIME UNDERGRADUATE

PROGRAM/CATEGORY	FRESHMAN		SOPHOMORE		JUNIOR		SENIOR		TOTALS		GRAND
	MEN	WOMEN	MEN	WOMEN	MEN	WOMEN	MEN	WOMEN	MEN	WOMEN	TOTAL
ACTING	0	0	0	0	0	0	0	0	0	0	0
ANTHROPOLOGY	0	0	0	0	0	0	0	1	0	1	1
APPLIED ECONOMICS	0	0	0	0	0	0	0	0	0	0	0
APPLIED PSYCHOLOGY	0	0	0	0	0	0	0	1	0	1	1
ART	0	0	0	0	0	0	0	0	0	0	0
ART (BA)	0	0	0	0	0	0	0	0	0	0	0
ART (BFA)	0	0	0	0	0	0	0	0	0	0	0
ART HISTORY	0	0	0	0	0	0	0	0	0	0	0
BIOCHEMISTRY	0	0	0	0	0	0	0	0	0	0	0
BIOCHEMISTRY (7-12)	0	0	0	0	0	0	0	0	0	0	0
BIOCHEMISTRY EDUCATION	0	0	0	0	0	0	0	0	0	0	0
BIOLOGY	0	0	0	0	0	0	0	0	0	0	0
BIOLOGY (7-12)	0	0	0	0	0	0	0	0	0	0	0
BIOLOGY EDUCATION (7-12)	0	0	0	0	0	0	0	0	0	0	0
BIOLOGY/GEN SCIENCE (7-12)	0	0	0	0	0	0	0	0	0	0	0
CHEMISTRY	0	0	0	0	0	0	0	0	0	0	0
CHEMISTRY (7-12)	0	0	0	0	0	0	0	0	0	0	0
CHEMISTRY (BA)	0	0	0	0	0	0	0	0	0	0	0
CHEMISTRY (BS)	0	0	0	0	0	0	0	0	0	0	0
CHEMISTRY 3-2 ENGINEERING	0	0	0	0	0	0	0	0	0	0	0
CHEMISTRY EDUCATION	0	0	0	0	0	0	0	0	0	0	0
CHEMISTRY/GEN SCI (7-12)	0	0	0	0	0	0	0	0	0	0	0
COMPUTER INFO SCIENCE	0	0	0	0	0	0	0	0	0	0	0
COMPUTER INFO SYSTEMS	0	0	0	0	0	0	0	0	0	0	0
COMPUTER SCIENCE - B.A.	0	0	0	0	0	0	1	0	1	0	1
COMPUTER SCIENCE - B.S.	0	0	0	0	0	0	1	0	1	0	1
DRAMA (BA)	0	0	0	0	0	0	0	0	0	0	0
ECONOMICS	0	0	0	0	0	0	0	0	0	0	0
ENGLISH	0	0	0	0	0	0	0	1	0	1	1

ENGLISH (7-12)	0	0	0	0	0	0	0	0	0	0	0
ENGLISH EDUCATION	0	0	0	0	0	0	0	0	0	0	0
ENVIRONMENTAL STUDIES	0	0	0	0	0	0	1	0	1	0	1
EXPLORATORY	0	0	0	0	0	0	0	0	0	0	0
FRENCH	0	0	0	0	0	0	0	0	0	0	0
FRENCH (7-12)	0	0	0	0	0	0	0	0	0	0	0
FRENCH EDUCATION	0	0	0	0	0	0	0	0	0	0	0
GERMAN	0	0	0	0	0	0	0	0	0	0	0
GERMAN (7-12)	0	0	0	0	0	0	0	0	0	0	0
GERMAN EDUCATION	0	0	0	0	0	0	0	0	0	0	0
HISTORY	0	0	0	0	0	0	0	0	0	0	0
MATH - ECONOMICS (7-12)	0	0	0	0	0	0	0	0	0	0	0
MATH-PHYSICS (7-12)	0	0	0	0	0	0	0	0	0	0	0
MATHEMATICS	0	0	0	0	0	0	0	0	0	0	0
MATHEMATICS (7-12)	0	0	0	0	0	0	0	0	0	0	0
MATHEMATICS EDUCATION	0	0	0	0	0	0	0	0	0	0	0
MATHEMATICS-COMP SCI 7-12	0	0	0	0	0	0	0	0	0	0	0
MATH-COMPUTER SCIENCE	0	0	0	0	0	0	0	0	0	0	0
MATHEMATICS/ECONOMICS	0	0	0	0	0	0	0	0	0	0	0
MATHEMATICS/PHYSICS	0	0	0	0	0	0	0	0	0	0	0
MUSICAL THEATER	0	0	0	0	0	0	1	0	1	0	1
PHILOSOPHY	0	0	0	0	0	0	0	0	0	0	0
PHILOSOPHY-RELIGION	0	0	0	0	0	0	0	0	0	0	0
PHYSICS	0	0	0	0	0	0	0	0	0	0	0
PHYSICS (7-12)	0	0	0	0	0	0	0	0	0	0	0
PHYSICS 3-2 ENGINEERING	0	0	0	0	0	0	0	0	0	0	0
PHYSICS EDUCATION	0	0	0	0	0	0	0	0	0	0	0
PHYSICS-COMPUTING EDUC	0	0	0	0	0	0	0	0	0	0	0
PHYSICS-GENERAL SCIENCE	0	0	0	0	0	0	0	0	0	0	0
PLANNED STUDIES	0	0	0	0	0	0	0	0	0	0	0
PLANNED STUDIES (BA)	0	0	0	0	0	0	0	0	0	0	0
PLANNED STUDIES (BS)	0	0	0	0	0	0	0	0	0	0	0
POLITICS	0	0	0	0	0	0	0	0	0	0	0
PSYCHOLOGY	0	0	0	0	0	0	0	1	0	1	1
RELIGIOUS STUDIES	0	0	0	1	0	0	0	0	0	1	1
SOCIAL STUDIES	0	0	0	0	0	0	0	0	0	0	0
SOCIAL STUDIES (7-12)	0	0	0	0	0	0	0	0	0	0	0
SOCIAL STUDIES EDUCATION	0	0	0	0	0	0	0	0	0	0	0
SOCIOLOGY	0	0	0	0	1	0	0	1	1	1	2
SPANISH	0	0	0	0	0	0	0	0	0	0	0
SPANISH (7-12)	0	0	0	0	0	0	0	0	0	0	0
SPANISH EDUCATION	0	0	0	0	0	0	0	0	0	0	0
SPEECH COMMUNICATION	0	0	0	0	0	0	0	0	0	0	0
SPEECH COMMUNICATION (BA)	0	0	0	0	0	1	0	0	0	1	1
SPEECH COMMUNICATION (BS)	0	0	0	0	0	0	0	0	0	0	0
SPEECH COMM - GENERAL	0	0	0	0	0	0	0	0	0	0	0
SPEECH COMM EDUCATION	0	0	0	0	0	0	0	0	0	0	0
SPEECH COMM-TEACH ED	0	0	0	0	0	0	0	0	0	0	0
THEATER ARTS - BA DRAMA	0	0	0	0	0	0	0	0	0	0	0
THEATER ARTS MANAGEMENT	0	0	0	0	0	0	0	0	0	0	0
THEAT PROD ARTS-THEAT TECH	0	0	0	0	0	0	0	0	0	0	0
THEAT PROD. ARTS DESIGN	0	0	0	0	0	0	0	0	0	0	0
THEATRICAL PRODUCTION ARTS	0	0	0	0	0	0	0	0	0	0	0
WRITING	0	0	0	0	0	0	0	0	0	0	0
SCHOOL TOTALS	0	0	0	1	1	1	4	5	5	7	12
	0		1		2		9		12		

Enrollment by Standing – Minor

HUMANITIES & SCIENCES - FULL TIME UNDERGRADUATE

PROGRAM/CATEGORY	FRESHMAN		SOPHOMORE		JUNIOR		SENIOR		TOTALS		GRAND
	MEN	WOMEN	MEN	WOMEN	MEN	WOMEN	MEN	WOMEN	MEN	WOMEN	TOTAL
ANTHROPOLOGY MINOR	0	0	0	2	0	5	1	3	1	10	11
ART HISTORY MINOR	0	0	1	0	5	12	8	12	14	24	38
ART MINOR	0	0	1	2	5	4	2	6	8	12	20
BIOLOGY MINOR	0	0	0	2	0	0	0	2	0	4	4
COMPARATIVE LIT MINOR	0	0	1	0	0	0	0	0	1	0	1
COMPUTER INFO SYST MINOR	0	0	2	1	0	0	0	0	2	1	3
COMPUTER INFO SCI MINOR	0	0	0	0	1	0	1	1	2	1	3
COMPUTING MINOR	0	0	0	0	1	0	5	1	6	1	7
DANCE MINOR	0	1	1	3	0	10	0	10	1	24	25
ECONOMICS MINOR	0	0	1	0	8	1	10	1	19	2	21
ENGLISH MINOR	0	0	0	7	2	6	2	8	4	21	25
ENVIRON STUDIES MINOR	0	1	0	0	0	2	0	3	0	6	6
FRENCH MINOR	0	1	1	1	1	3	0	6	2	11	13
GERMAN MINOR	1	0	1	3	0	0	1	0	3	3	6
HEALTH COMMUNIC MINOR	0	0	0	2	0	4	2	8	2	14	16
HISTORY MINOR	0	0	0	5	4	2	5	4	9	11	20
HONORS H&S	0	0	0	0	0	0	0	0	0	0	0
ITALIAN MINOR	0	0	2	1	0	2	1	4	3	7	10
MATHEMATICS MINOR	0	0	2	2	6	2	3	6	11	10	21
PHILOSOPHY MINOR	0	0	1	0	3	0	2	1	6	1	7
PHYSICS MINOR	0	0	0	0	0	0	2	0	2	0	2
POLITICS MINOR	0	0	2	3	2	6	12	5	16	14	30
PSYCHOLOGY MINOR	0	0	0	8	5	17	3	15	8	40	48
RELIGIOUS STUDIES MINOR	0	0	0	0	3	2	0	0	3	2	5
SOCIAL WORK MINOR	0	0	0	1	0	2	0	6	0	9	9
SOCIOLOGY MINOR	0	0	2	8	1	9	4	14	7	31	38
SPANISH MINOR	0	1	1	9	3	22	11	28	15	60	75
SPEECH MINOR	0	0	1	1	7	12	9	12	17	25	42
THEATER MINOR	0	1	1	2	3	9	4	5	8	17	25
WOMEN'S STUDIES MINOR	0	0	0	4	0	5	0	5	0	14	14
WRITING MINOR	0	0	2	4	18	15	7	26	27	45	72
SCHOOL TOTALS	1	5	23	71	78	152	95	192	197	420	617
	6		94		230		287		617		

HUMANITIES & SCIENCES - PART TIME UNDERGRADUATE

PROGRAM/CATEGORY	FRESHMAN		SOPHOMORE		JUNIOR		SENIOR		TOTALS		GRAND
	MEN	WOMEN	MEN	WOMEN	MEN	WOMEN	MEN	WOMEN	MEN	WOMEN	TOTAL
ANTHROPOLOGY MINOR	0	0	0	0	0	0	0	0	0	0	0
ART HISTORY MINOR	0	0	0	0	0	0	1	1	1	1	2
ART MINOR	0	0	0	0	0	0	0	0	0	0	0
BIOLOGY MINOR	0	0	0	0	0	0	0	0	0	0	0
COMPARATIVE LIT MINOR	0	0	0	0	0	0	0	0	0	0	0
COMPUTER INFO SYST MINOR	0	0	0	0	0	1	0	0	0	1	1
COMPUTER INFO SCI MINOR	0	0	0	0	0	0	0	0	0	0	0
COMPUTING MINOR	0	0	0	0	0	0	0	0	0	0	0
DANCE MINOR	0	0	0	0	0	0	0	0	0	0	0
ECONOMICS MINOR	0	0	0	0	0	0	0	0	0	0	0
ENGLISH MINOR	0	0	0	0	0	0	0	0	0	0	0
ENVIRON STUDIES MINOR	0	0	0	0	0	0	0	0	0	0	0
FRENCH MINOR	0	0	0	0	0	0	0	0	0	0	0
GERMAN MINOR	0	0	0	0	0	0	0	0	0	0	0
HEALTH COMMUNIC MINOR	0	0	0	0	0	0	0	0	0	0	0
HISTORY MINOR	0	0	0	0	0	0	0	0	0	0	0
HONORS H&S	0	0	0	0	0	0	0	0	0	0	0

ITALIAN MINOR	0	0	0	0	0	0	0	0	0	0	0
MATHEMATICS MINOR	0	0	0	0	0	0	0	0	0	0	0
PHILOSOPHY MINOR	0	0	0	0	0	0	0	0	0	0	0
PHYSICS MINOR	0	0	0	0	0	0	0	0	0	0	0
POLITICS MINOR	0	0	0	0	0	1	0	0	0	1	1
PSYCHOLOGY MINOR	0	0	0	0	0	0	1	0	1	0	1
RELIGIOUS STUDIES MINOR	0	0	0	0	0	0	0	0	0	0	0
SOCIAL WORK MINOR	0	0	0	0	0	0	0	0	0	0	0
SOCIOLOGY MINOR	0	0	0	0	0	0	0	0	0	0	0
SPANISH MINOR	0	0	0	0	0	0	0	0	0	0	0
SPEECH MINOR	0	0	0	0	0	0	0	0	0	0	0
THEATER MINOR	0	0	0	0	0	0	0	0	0	0	0
WOMEN'S STUDIES MINOR	0	0	0	0	0	0	0	1	0	1	1
WRITING MINOR	0	0	0	0	0	1	0	0	0	1	1
SCHOOL TOTALS	0	0	0	0	0	3	2	2	2	5	7
	0		0		3		4		7		

SCHOOL OF MUSIC UNDERGRADUATE ENROLLMENT

Enrollment by Classification – Major

MUSIC - FULL-TIME UNDERGRADUATE

PROGRAM/CATEGORY	CONTINUING		TRANSFERS		READMITS		NEW MATRICS		TOTALS		GRAND
	MALE	FEMALE	MALE	FEMALE	MALE	FEMALE	MALE	FEMALE	MALE	FEMALE	TOTAL
COMPOSITION	7	0	0	0	0	0	1	1	8	1	9
JAZZ STUDIES	8	1	0	0	0	0	2	0	10	1	11
MUSIC (BA DEGREE)	0	0	0	0	0	0	0	0	0	0	0
MUSIC (BA)	1	3	0	0	0	0	0	0	1	3	4
MUSIC COMPOSITION	0	0	0	0	0	0	0	0	0	0	0
MUSIC EDUCATION	63	77	1	2	0	0	18	20	82	99	181
MUSIC EDUCATION GENERAL	0	0	0	0	0	0	0	0	0	0	0
MUSIC THEORY	0	0	0	0	0	0	0	0	0	0	0
MUSIC WITH OUTSIDE FIELD	8	12	0	0	0	0	2	3	10	15	25
PERFORMANCE	23	35	1	2	1	0	3	15	28	52	80
PERFORMANCE MUSIC	0	0	0	0	0	0	0	0	0	0	0
PERFORMANCE/MUSIC EDUC	39	67	0	0	0	0	13	19	52	86	138
RECORDING	6	1	0	0	0	0	5	0	11	1	12
THEORY	1	0	0	0	0	0	0	0	1	0	1
UNDECLARED MUSIC	2	0	0	0	0	0	3	5	5	5	10
SCHOOL TOTALS	158	196	2	4	1	0	47	63	208	263	471
	354		6		1		110		471		

MUSIC - PART-TIME UNDERGRADUATE

PROGRAM/CATEGORY	CONTINUING		TRANSFERS		READMITS		NEW MATRICS		TOTALS		GRAND
	MALE	FEMALE	MALE	FEMALE	MALE	FEMALE	MALE	FEMALE	MALE	FEMALE	TOTAL
COMPOSITION	0	0	0	0	0	0	0	0	0	0	0
JAZZ STUDIES	0	0	0	0	0	0	0	0	0	0	0
MUSIC (BA DEGREE)	0	0	0	0	0	0	0	0	0	0	0
MUSIC (BA)	0	0	0	0	0	0	0	0	0	0	0
MUSIC COMPOSITION	0	0	0	0	0	0	0	0	0	0	0
MUSIC EDUCATION	0	0	0	0	0	0	0	0	0	0	0
MUSIC EDUCATION GENERAL	0	0	0	0	0	0	0	0	0	0	0
MUSIC THEORY	0	0	0	0	0	0	0	0	0	0	0
MUSIC WITH OUTSIDE FIELD	0	0	0	0	0	0	0	0	0	0	0
PERFORMANCE	2	1	0	0	0	0	0	0	2	1	3
PERFORMANCE MUSIC	0	0	0	0	0	0	0	0	0	0	0
PERFORMANCE/MUSIC EDUC	0	0	0	0	0	0	0	0	0	0	0

RECORDING	0	0	0	0	0	0	0	0	0	0	0
THEORY	0	0	0	0	0	0	0	0	0	0	0
UNDECLARED MUSIC	0	0	0	0	0	0	0	0	0	0	0
SCHOOL TOTALS	2	1	0	0	0	0	0	0	2	1	3
	3		0		0		0		3		

Enrollment by Classification – Minor

MUSIC - FULL TIME UNDERGRADUATE

PROGRAM/CATEGORY	CONTINUING		TRANSFER		READMIT		NEW MATRIC		TOTAL		GRAND
	MALE	FEMALE	MALE	FEMALE	MALE	FEMALE	MALE	FEMALE	MALE	FEMALE	TOTAL
MUSIC MINOR	12	13	0	0	0	0	2	3	14	16	30
SCHOOL TOTALS	12	13	0	0	0	0	2	3	14	16	30
	25		0		0		5		30		

MUSIC - PART TIME UNDERGRADUATE

PROGRAM/CATEGORY	CONTINUING		TRANSFER		READMIT		NEW MATRIC		TOTAL		GRAND
	MALE	FEMALE	MALE	FEMALE	MALE	FEMALE	MALE	FEMALE	MALE	FEMALE	TOTAL
MUSIC MINOR	0	0	0	0	0	0	0	0	0	0	0
SCHOOL TOTALS	0	0	0	0	0	0	0	0	0	0	0
	0		0		0		0		0		

Enrollment by Standing – Major

MUSIC - FULL TIME UNDERGRADUATE

PROGRAM/CATEGORY	FRESHMAN		SOPHOMORE		JUNIOR		SENIOR		TOTALS		GRAND
	MEN	WOMEN	MEN	WOMEN	MEN	WOMEN	MEN	WOMEN	MEN	WOMEN	TOTAL
COMPOSITION	1	1	3	0	3	0	1	0	8	1	9
JAZZ STUDIES	2	0	5	0	2	0	1	1	10	1	11
MUSIC (BA DEGREE)	0	0	0	0	0	0	0	0	0	0	0
MUSIC (BA)	0	0	1	0	0	1	0	2	1	3	4
MUSIC COMPOSITION	0	0	0	0	0	0	0	0	0	0	0
MUSIC EDUCATION	24	24	23	24	20	25	15	26	82	99	181
MUSIC EDUCATION GENERAL	0	0	0	0	0	0	0	0	0	0	0
MUSIC THEORY	0	0	0	0	0	0	0	0	0	0	0
MUSIC WITH OUTSIDE FIELD	4	3	1	3	1	4	4	5	10	15	25
PERFORMANCE	4	16	6	13	8	12	10	11	28	52	80
PERFORMANCE MUSIC	0	0	0	0	0	0	0	0	0	0	0
PERFORMANCE/MUSIC EDUC	13	20	14	31	6	12	19	23	52	86	138
RECORDING	4	0	4	0	3	1	0	0	11	1	12
THEORY	0	0	0	0	1	0	0	0	1	0	1
UNDECLARED MUSIC	4	5	1	0	0	0	0	0	5	5	10
SCHOOL TOTALS	56	69	58	71	44	55	50	68	208	263	471
	125		129		99		118		471		

MUSIC - PART TIME UNDERGRADUATE

PROGRAM/CATEGORY	FRESHMAN		SOPHOMORE		JUNIOR		SENIOR		TOTALS		GRAND
	MEN	WOMEN	MEN	WOMEN	MEN	WOMEN	MEN	WOMEN	MEN	WOMEN	TOTAL
COMPOSITION	0	0	0	0	0	0	0	0	0	0	0
JAZZ STUDIES	0	0	0	0	0	0	0	0	0	0	0
MUSIC (BA DEGREE)	0	0	0	0	0	0	0	0	0	0	0
MUSIC (BA)	0	0	0	0	0	0	0	0	0	0	0
MUSIC COMPOSITION	0	0	0	0	0	0	0	0	0	0	0
MUSIC EDUCATION	0	0	0	0	0	0	0	0	0	0	0
MUSIC EDUCATION GENERAL	0	0	0	0	0	0	0	0	0	0	0
MUSIC THEORY	0	0	0	0	0	0	0	0	0	0	0
MUSIC WITH OUTSIDE FIELD	0	0	0	0	0	0	0	0	0	0	0
PERFORMANCE	0	0	0	0	0	0	2	1	2	1	3
PERFORMANCE MUSIC	0	0	0	0	0	0	0	0	0	0	0
PERFORMANCE/MUSIC EDUC	0	0	0	0	0	0	0	0	0	0	0

RECORDING	0	0	0	0	0	0	0	0	0	0	0
THEORY	0	0	0	0	0	0	0	0	0	0	0
UNDECLARED MUSIC	0	0	0	0	0	0	0	0	0	0	0
SCHOOL TOTALS	0	0	0	0	0	0	2	1	2	1	3
	0		0		0		3		3		

Enrollment by Standing – Minor

MUSIC - FULL TIME UNDERGRADUATE

PROGRAM/CATEGORY	FRESHMAN		SOPHOMORE		JUNIOR		SENIOR		TOTALS		GRAND
	MEN	WOMEN	MEN	WOMEN	MEN	WOMEN	MEN	WOMEN	MEN	WOMEN	TOTAL
MUSIC MINOR	2	3	4	5	4	2	4	6	14	16	30
SCHOOL TOTALS	2	3	4	5	4	2	4	6	14	16	30
	5		9		6		10		30		

MUSIC - PART TIME UNDERGRADUATE

PROGRAM/CATEGORY	FRESHMAN		SOPHOMORE		JUNIOR		SENIOR		TOTALS		GRAND
	MEN	WOMEN	MEN	WOMEN	MEN	WOMEN	MEN	WOMEN	MEN	WOMEN	TOTAL
MUSIC MINOR	0	0	0	0	0	0	0	0	0	0	0
SCHOOL TOTALS	0	0	0	0	0	0	0	0	0	0	0
	0		0		0		0		0		

GERONTOLOGY INSTITUTE CONTINUING EDUCATION ENROLLMENT

Enrollment by Classification – Certificate

GERONTOLOGY - FULL TIME UNDERGRADUATE

PROGRAM/CATEGORY	CONTINUING		TRANSFERS		READMITS		NEW MATRICS		TOTALS		GRAND
	MALE	FEMALE	MALE	FEMALE	MALE	FEMALE	MALE	FEMALE	MALE	FEMALE	TOTAL
GERONTOLOGY CERTIFICATE PROG	0	0	0	0	0	0	0	0	0	0	0
SCHOOL TOTALS	0	0	0	0	0	0	0	0	0	0	0
	0		0		0		0		0		

Enrollment by Classification – Certificate

GERONTOLOGY - PART TIME UNDERGRADUATE

PROGRAM/CATEGORY	CONTINUING		TRANSFERS		READMITS		NEW MATRICS		TOTALS		GRAND
	MALE	FEMALE	MALE	FEMALE	MALE	FEMALE	MALE	FEMALE	MALE	FEMALE	TOTAL
GERONTOLOGY CERTIFICATE PROG	0	4	0	0	0	0	0	0	0	4	4
SCHOOL TOTALS	0	4	0	0	0	0	0	0	0	4	4
	4		0		0		0		4		

Enrollment by Standing – Certificate

GERONTOLOGY - FULL TIME UNDERGRADUATE

PROGRAM/CATEGORY	FRESHMAN		SOPHOMORE		JUNIOR		SENIOR		TOTALS		GRAND
	MEN	WOMEN	MEN	WOMEN	MEN	WOMEN	MEN	WOMEN	MEN	WOMEN	TOTAL
GERONTOLOGY CERTIFICATE PROG	0	0	0	0	0	0	0	0	0	0	0
SCHOOL TOTALS	0	0	0	0	0	0	0	0	0	0	0
	0		0		0		0		0		

Enrollment by Standing – Certificate

GERONTOLOGY - PART TIME UNDERGRADUATE

PROGRAM/CATEGORY	FRESHMAN		SOPHOMORE		JUNIOR		SENIOR		TOTALS		GRAND
	MEN	WOMEN	MEN	WOMEN	MEN	WOMEN	MEN	WOMEN	MEN	WOMEN	TOTAL
GERONTOLOGY CERTIFICATE PROG	0	4	0	0	0	0	0	0	0	4	4
SCHOOL TOTALS	0	4	0	0	0	0	0	0	0	4	4
	4		0		0		0		4		

CONTINUING EDUCATION ENROLLMENT

Enrollment by Classification

CONTINUING EDUCATION - FULL TIME UNDERGRADUATE

PROGRAM/CATEGORY	CONTINUING		TRANSFERS		READMITS		NEW MATRICS		TOTALS		GRAND
	MALE	FEMALE	MALE	FEMALE	MALE	FEMALE	MALE	FEMALE	MALE	FEMALE	TOTAL
EXTRAMURAL-ITHACA COLLEGE	0	0	0	0	0	0	1	1	1	1	2
EXTRAMURAL-LOS ANGELES	0	0	0	0	0	0	0	0	0	0	0
SCHOOL TOTALS	0	0	0	0	0	0	1	1	1	1	2
	0		0		0		2		2		

Enrollment by Classification

CONTINUING EDUCATION - PART TIME UNDERGRADUATE

PROGRAM/CATEGORY	CONTINUING		TRANSFERS		READMITS		NEW MATRICS		TOTALS		GRAND
	MALE	FEMALE	MALE	FEMALE	MALE	FEMALE	MALE	FEMALE	MALE	FEMALE	TOTAL
EXTRAMURAL-ITHACA COLLEGE	14	22	9	14	0	0	31	19	54	55	109
EXTRAMURAL-LOS ANGELES	0	0	0	0	0	0	0	0	0	0	0
SCHOOL TOTALS	14	22	9	14	0	0	31	19	54	55	109
	36		23		0		50		109		

Enrollment by Standing

CONTINUING EDUCATION - FULL TIME UNDERGRADUATE

PROGRAM/CATEGORY	FRESHMAN		SOPHOMORE		JUNIOR		SENIOR		TOTALS		GRAND
	MEN	WOMEN	MEN	WOMEN	MEN	WOMEN	MEN	WOMEN	MEN	WOMEN	TOTAL
EXTRAMURAL-ITHACA COLLEGE	1	1	0	0	0	0	0	0	1	1	2
EXTRAMURAL-LOS ANGELES	0	0	0	0	0	0	0	0	0	0	0
SCHOOL TOTALS	1	1	0	0	0	0	0	0	1	1	2
	2		0		0		0		2		

Enrollment by Standing

CONTINUING EDUCATION - PART TIME UNDERGRADUATE

PROGRAM/CATEGORY	FRESHMAN		SOPHOMORE		JUNIOR		SENIOR		TOTALS		GRAND
	MEN	WOMEN	MEN	WOMEN	MEN	WOMEN	MEN	WOMEN	MEN	WOMEN	TOTAL
EXTRAMURAL-ITHACA COLLEGE	52	53	1	1	0	0	1	1	54	55	109
EXTRAMURAL-LOS ANGELES	0	0	0	0	0	0	0	0	0	0	0
SCHOOL TOTALS	52	53	1	1	0	0	1	1	54	55	109
	105		2		0		2		109		

INTERNATIONAL PROGRAMS ENROLLMENT

Enrollment by Classification

INTERNATIONAL PROGRAMS - FULL TIME UNDERGRADUATE

PROGRAM/CATEGORY	CONTINUING		TRANSFERS		READMITS		NEW MATRICS		TOTALS		GRAND
	MALE	FEMALE	MALE	FEMALE	MALE	FEMALE	MALE	FEMALE	MALE	FEMALE	TOTAL
EXTRAMURAL-EXCHANGE	0	0	0	0	0	0	2	9	2	9	11
EXTRAMURAL-FOREIGN	0	0	0	0	0	0	0	0	0	0	0
EXTRAMURAL-LONDON	0	0	0	0	0	0	0	0	0	0	0
SCHOOL TOTALS	0	0	0	0	0	0	2	9	2	9	11
	0		0		0		11		11		

Enrollment by Classification

INTERNATIONAL PROGRAMS - PART TIME UNDERGRADUATE

PROGRAM/CATEGORY	CONTINUING		TRANSFERS		READMITS		NEW MATRICS		TOTALS		GRAND
	MALE	FEMALE	MALE	FEMALE	MALE	FEMALE	MALE	FEMALE	MALE	FEMALE	TOTAL
EXTRAMURAL-EXCHANGE	0	0	0	0	0	0	0	0	0	0	0
EXTRAMURAL-FOREIGN	0	0	0	0	0	0	0	0	0	0	0
EXTRAMURAL-LONDON	0	0	0	0	0	0	0	0	0	0	0
SCHOOL TOTALS	0	0	0	0	0	0	0	0	0	0	0
	0		0		0		0		0		

Enrollment by Standing

INTERNATIONAL PROGRAMS - FULL TIME UNDERGRADUATE

PROGRAM/CATEGORY	FRESHMAN		SOPHOMORE		JUNIOR		SENIOR		TOTALS		GRAND
	MEN	WOMEN	MEN	WOMEN	MEN	WOMEN	MEN	WOMEN	MEN	WOMEN	TOTAL
EXTRAMURAL-EXCHANGE	2	9	0	0	0	0	0	0	2	9	11
EXTRAMURAL-FOREIGN	0	0	0	0	0	0	0	0	0	0	0
EXTRAMURAL-LONDON	0	0	0	0	0	0	0	0	0	0	0
SCHOOL TOTALS	2	9	0	0	0	0	0	0	2	9	11
	11		0		0		0		11		

Enrollment by Standing

INTERNATIONAL PROGRAMS - PART TIME UNDERGRADUATE

PROGRAM/CATEGORY	FRESHMAN		SOPHOMORE		JUNIOR		SENIOR		TOTALS		GRAND
	MEN	WOMEN	MEN	WOMEN	MEN	WOMEN	MEN	WOMEN	MEN	WOMEN	TOTAL
EXTRAMURAL-EXCHANGE	0	0	0	0	0	0	0	0	0	0	0
EXTRAMURAL-FOREIGN	0	0	0	0	0	0	0	0	0	0	0
EXTRAMURAL-LONDON	0	0	0	0	0	0	0	0	0	0	0
SCHOOL TOTALS	0	0	0	0	0	0	0	0	0	0	0
	0		0		0		0		0		

DIVISION OF GRADUATE STUDIES**School Summary**

FULL TIME GRADUATE SCHOOL/CATEGORY	CONTINUING		NEW MATRICS		TRANSFERS		TOTALS		GRAND	
	MEN	WOMEN	MEN	WOMEN	MEN	WOMEN	MEN	WOMEN	TOTAL	
FULL TIME GRADUATE										
BUSINESS	0	0	2	2	0	0	2	2	4	
COMMUNICATIONS	4	8	3	6	0	0	7	14	21	
HLTH SCIENCES & HUMAN PERFR	6	56	24	83	0	0	30	139	169	
MUSIC	5	7	6	15	0	0	11	22	33	
SCHOOL TOTALS	15	71	35	106	0	0	50	177	227	
	86		141		0		227			
PART TIME GRADUATE										
BUSINESS	0	0	1	0	0	0	1	0	1	
COMMUNICATIONS	1	7	0	1	0	0	1	8	9	
HLTH SCIENCES & HUMAN PERFR	1	4	1	4	0	0	2	8	10	
MUSIC	0	0	0	0	0	0	0	0	0	
SCHOOL TOTALS	2	11	2	5	0	0	4	16	20	
	13		7		0		20			

Enrollment by Classification – Major

BUSINESS - FULL TIME GRADUATE

PROGRAM/CATEGORY	CONTINUING		TRANSFERS		READMITS		NEW MATRICS		GRAND
	MALE	FEMALE	MALE	FEMALE	MALE	FEMALE	MALE	FEMALE	TOTAL
MANAGEMENT (MBA)	0	0	2	2	0	0	2	2	4
SCHOOL TOTALS	0	0	2	2	0	0	2	2	4
	0		4		0		4		

COMMUNICATIONS - FULL TIME GRADUATE

PROGRAM/CATEGORY	CONTINUING		TRANSFERS		READMITS		NEW MATRICS		GRAND
	MALE	FEMALE	MALE	FEMALE	MALE	FEMALE	MALE	FEMALE	TOTAL
COMMUNICATIONS (MS)	4	8	3	6	0	0	7	14	21
SCHOOL TOTALS	4	8	3	6	0	0	7	14	21
	12		9		0		21		

CONTINUING EDUCATION - FULL TIME GRADUATE

	CONTINUING	TRANSFERS	READMITS	NEW MATRICS	GRAND

PROGRAM/CATEGORY	MALE	FEMALE	MALE	FEMALE	MALE	FEMALE	MALE	FEMALE	TOTAL
EXTRAMURAL - ITHACA COLLEGE	0	2	0	0	0	0	0	2	2
EXTRAMURAL - LOS ANGELES	0	0	0	0	0	0	0	0	0
SCHOOL TOTALS	0	2	0	0	0	0	0	2	2
	2		0		0		2		

GRADUATE STUDIES - FULL TIME GRADUATE

PROGRAM/CATEGORY	CONTINUING		TRANSFERS		READMITS		NEW MATRICS		GRAND
	MALE	FEMALE	MALE	FEMALE	MALE	FEMALE	MALE	FEMALE	TOTAL
GERONTOLOGY CERTIFICATE	0	0	0	0	0	0	0	0	0
SCHOOL TOTALS	0	0	0	0	0	0	0	0	0
	0		0		0		0		

HLTH SCIENCES & HUMAN PERFRMCE - FULL TIME GRADUATE

PROGRAM/CATEGORY	CONTINUING		TRANSFERS		READMITS		NEW MATRICS		GRAND
	MALE	FEMALE	MALE	FEMALE	MALE	FEMALE	MALE	FEMALE	TOTAL
AUDIOLOGY (MS)	1	3	0	0	0	0	1	3	4
CLIN SCI/PHYS THER (MS)	0	1	19	51	0	0	19	52	71
EXERCISE & SPORT SCI (MS)	3	3	4	10	0	0	7	13	20
OCCUP SCI/OCC THER (MS)	2	27	0	0	0	0	2	27	29
SPEECH-LANGU PATH (MS)	0	22	1	21	0	0	1	43	44
TCH SPCH & HEARING (MS)	0	0	0	1	0	0	0	1	1
SCHOOL TOTALS	6	56	24	83	0	0	30	139	169
	62		107		0		169		

MUSIC - FULL TIME GRADUATE

PROGRAM/CATEGORY	CONTINUING		TRANSFERS		READMITS		NEW MATRICS		GRAND
	MALE	FEMALE	MALE	FEMALE	MALE	FEMALE	MALE	FEMALE	TOTAL
BRASSES (MM)	0	0	0	0	0	0	0	0	0
COMPOSITION (MM)	0	0	2	0	0	0	2	0	2
CONDUCTING (MM)	1	1	1	2	0	0	2	3	5
MUSIC EDUCATION (MM)	1	1	0	5	0	0	1	6	7
MUSIC EDUCATION (MS)	0	0	0	0	0	0	0	0	0
PERFORMANCE (MM)	3	4	3	8	0	0	6	12	18
STRINGS (MM)	0	0	0	0	0	0	0	0	0
SUZUKI PEDAGOGY (MM)	0	1	0	0	0	0	0	1	1
THEORY (MM)	0	0	0	0	0	0	0	0	0
WOODWINDS (MM)	0	0	0	0	0	0	0	0	0
SCHOOL TOTALS	5	7	6	15	0	0	11	22	33
	12		21		0		33		

BUSINESS - PART TIME GRADUATE

PROGRAM/CATEGORY	CONTINUING		TRANSFERS		READMITS		NEW MATRICS		GRAND
	MALE	FEMALE	MALE	FEMALE	MALE	FEMALE	MALE	FEMALE	TOTAL
BUSINESS (MBA)	0	0	1	0	0	0	1	0	1
SCHOOL TOTALS	0	0	1	0	0	0	1	0	1
	0		1		0		1		

COMMUNICATIONS - PART TIME GRADUATE

PROGRAM/CATEGORY	CONTINUING		TRANSFERS		READMITS		NEW MATRICS		GRAND
	MALE	FEMALE	MALE	FEMALE	MALE	FEMALE	MALE	FEMALE	TOTAL
COMMUNICATIONS (MS)	1	7	0	1	0	0	1	8	9
SCHOOL TOTALS	1	7	0	1	0	0	1	8	9
	8		1		0		9		

CONTINUING EDUCATION - PART TIME GRADUATE

PROGRAM/CATEGORY	CONTINUING		TRANSFERS		READMITS		NEW MATRICS		GRAND
	MALE	FEMALE	MALE	FEMALE	MALE	FEMALE	MALE	FEMALE	TOTAL
EXTRAMURAL - ITHACA COLLEGE	0	7	3	4	0	0	3	11	14
EXTRAMURAL - LOS ANGELES	0	0	0	0	0	0	0	0	0
SCHOOL TOTALS	0	7	3	4	0	0	3	11	14
	7		7		0		14		

GRADUATE STUDIES - PART TIME GRADUATE

PROGRAM/CATEGORY	CONTINUING		TRANSFERS		READMITS		NEW MATRICS		GRAND
	MALE	FEMALE	MALE	FEMALE	MALE	FEMALE	MALE	FEMALE	TOTAL
GERONTOLOGY CERTIFICATE	0	0	0	0	0	0	0	0	0
SCHOOL TOTALS	0	0	0	0	0	0	0	0	0
	0		0		0		0		

HLTH SCIENCES & HUMAN PERFRMCE - PART TIME GRADUATE

PROGRAM/CATEGORY	CONTINUING		TRANSFERS		READMITS		NEW MATRICS		GRAND
	MALE	FEMALE	MALE	FEMALE	MALE	FEMALE	MALE	FEMALE	TOTAL
AUDIOLOGY (MS)	0	0	0	0	0	0	0	0	0
CLIN SCI/PHYS THER (MS)	0	0	0	0	0	0	0	0	0
EXERCISE & SPORT SCI (MS)	1	2	1	2	0	0	2	4	6
OCCUP SCI/OCC THER (MS)	0	0	0	0	0	0	0	0	0
SPEECH-LANGU PATH (MS)	0	2	0	2	0	0	0	4	4
TCH SPCH & HEARING (MS)	0	0	0	0	0	0	0	0	0
SCHOOL TOTALS	1	4	1	4	0	0	2	8	10
	5		5		0		10		

MUSIC - PART TIME GRADUATE

PROGRAM/CATEGORY	CONTINUING		TRANSFERS		READMITS		NEW MATRICS		GRAND
	MALE	FEMALE	MALE	FEMALE	MALE	FEMALE	MALE	FEMALE	TOTAL
BRASSES (MM)	0	0	0	0	0	0	0	0	0
COMPOSITION (MM)	0	0	0	0	0	0	0	0	0
CONDUCTING (MM)	0	0	0	0	0	0	0	0	0
MUSIC EDUCATION (MM)	0	0	0	0	0	0	0	0	0
MUSIC EDUCATION (MS)	0	0	0	0	0	0	0	0	0
PERFORMANCE (MM)	0	0	0	0	0	0	0	0	0
STRINGS (MM)	0	0	0	0	0	0	0	0	0
SUZUKI PEDAGOGY (MM)	0	0	0	0	0	0	0	0	0
THEORY (MM)	0	0	0	0	0	0	0	0	0
WOODWINDS (MM)	0	0	0	0	0	0	0	0	0
SCHOOL TOTALS	0	0	0	0	0	0	0	0	0
	0		0		0		0		

OPENING ENROLLMENT GLOSSARY

Degree Credit: Students enrolled in courses for credit that are recognized by Ithaca College as seeking a degree.

Full-time Undergraduate: A student enrolled at the undergraduate level for 12 or more credits.

Affiliate: A system whereby students at Ithaca College enroll at another college in which Ithaca College has an affiliation agreement (domestic and international) and are guaranteed appropriate academic credit for their study. Grades received are calculated into their GPA and for all purposes are considered to be enrolled at Ithaca College.

Ex-Mu: A student enrolled on a course-by-course basis without being admitted (matriculated) into a degree or certificate program.

FTE: Full-time equivalent for undergraduate students is the sum of credit hours attempted divided by 15. Full-time equivalent for graduate students is the sum of credit hours attempted divided by 12.

Full-time graduate: A student enrolled at the graduate level for 9 or more credits.

New Matrics: A student attending Ithaca College for the first time at the level enrolled (Undergraduate, Graduate, Ex-Mu)

Non-degree: A student attending Ithaca College with enrollment in courses for credit but not seeking a degree or certificate.

Freshman: A student enrolled in an undergraduate degree program who has completed between 0 and 29.9 credits from all sources.

Sophomore: A student enrolled in an undergraduate degree program who has completed between 30 and 59.9 credits from all sources.

Junior: A student enrolled in an undergraduate degree program who has completed between 60 and 89.9 credits from all sources.

Senior: A student enrolled in an undergraduate degree program who has completed at least 90.0 credits from all sources.

Note: Students with more than one declared major or minor are reflected in the majors and minors breakdown. The headcount is an unduplicated number.