

ITHACA COLLEGE

OFFICIAL OPENING ENROLLMENT

FALL 2001

October 4, 2001

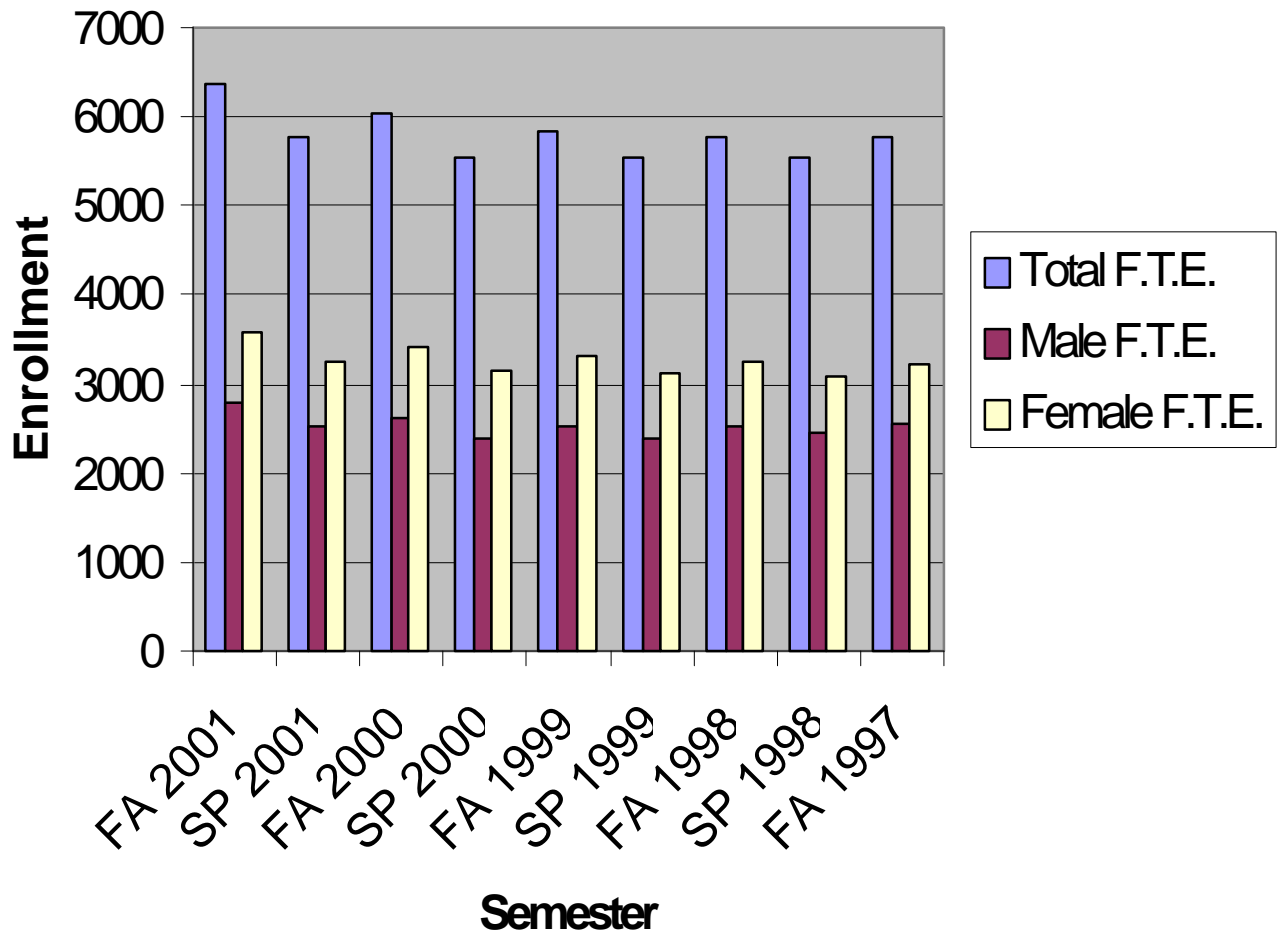


CONTENTS:	Page
College Summary	1
Undergraduate Summary	3
School of Business	5
Park School of Communications	7
School of Health Sciences & Human Performance	9
School of Humanities & Sciences	12
School of Music	20
Gerontology Institute	22
Continuing Education	23
International Programs	24
Division of Graduate Studies	25
Opening Enrollment Glossary	27

COLLEGE SUMMARY – Fall 2001

CLASSIFICATION		MALE HEADCOUNT	MALE F.T.E.	FEMALE HEADCOUNT	FEMALE F.T.E.	TOTAL HEADCOUNT	TOTAL F.T.E.
UNDERGRADUATE							
DEGREE CREDIT							
	FULL TIME						
		Ithaca College	2658	2658.0	3266	3266.0	5924
		Los Angeles	18	18.0	18	18.0	36
		London	11	11.0	42	42.0	53
		Affiliate	13	13.0	25	25.0	38
	FULL TIME DEGREE CR TOTAL		2700	2700.0	3351	3351.0	6051
	PART TIME						
		Ithaca College	16	8.1	25	11.7	41
		Los Angeles	1	0.3	0	0.0	1
	PART TIME DEGREE CR TOTAL		17	8.3	25	11.7	42
	DEGREE CREDIT TOTAL		2717	2708.3	3376	3362.7	6093
NON DEGREE CREDIT (INCL CONT ED)							
	FULL TIME						
		Cornell Exchange	1	1.0	0	0.0	1
		Ithaca College	10	10.0	10	10.0	20
		London	2	2.0	2	2.0	4
		Washington	1	1.0	1	1.0	2
	FULL TIME NON DEGREE TOTAL		14	14.0	13	13.0	27
	PART TIME						
		Cornell Exchange	8	2.3	12	3.4	20
		Elmira Correctional	16	4.0	0	0.0	16
		Ithaca College	22	6.8	29	8.1	51
		Wells Exchange	0	0.0	2	0.5	2
	PART TIME NON DEGREE TOTAL		46	13.0	43	12.0	89
	NON-DEGREE TOTAL		60	27.0	56	25.0	116
	UNDERGRADUATE TOTAL		2777	2735.4	3432	3387.7	6209
GRADUATE STUDIES AND CONT EDUC							
GRADUATE STUDIES							
	FULL TIME		51	51.0	184	184.0	235
	PART TIME		10	5.7	17	9.4	27
	GRADUATE TOTAL		61	56.7	201	193.4	262
EXMU (GRAD)							
	FULL TIME		0	0.0	0	0.0	0
	PART TIME		5	2.3	7	3.9	12
	EXMU TOTAL		5	2.3	7	3.9	12
	GRADUATE AND CONT EDUC TOTAL		66	59.0	208	197.3	274
	ITHACA COLLEGE ENROLLMENT		2843	2794.4	3640	3585.0	6483

Total Full Time Equivalent 5-Year Trend Analysis



UNDERGRADUATE SUMMARY

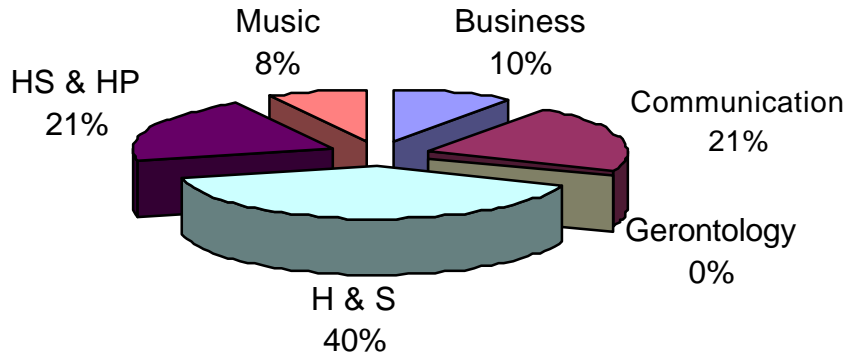
Total Matriculated Undergraduate Enrollment by Classification

SCHOOL/CATEGORY	CONTINUING		TRANSFERS		READMITS		NEW MATRICS		TOTALS		GRAND
	MALE	FEMALE	MALE	FEMALE	MALE	FEMALE	MALE	FEMALE	MALE	FEMALE	TOTAL
FULL TIME UNDERGRADUATE											
BUSINESS	251	143	3	13	5	0	103	76	362	232	594
COMMUNICATIONS	454	497	18	13	1	0	135	157	608	667	1275
GERONTOLOGY	0	2	0	0	0	0	0	0	0	2	2
HUMANITIES & SCIENCES	677	844	28	21	10	5	350	508	1065	1378	2443
HLTH SCIENCES & HUMAN PERFRMCE	318	599	12	9	2	2	114	190	446	800	1246
MUSIC	159	193	7	5	2	3	51	71	219	272	491
SCHOOL TOTALS	1859	2278	68	61	20	10	753	1002	2700	3351	6051
	4137		129		30		1755		6051		
PART TIME UNDERGRADUATE											
BUSINESS	3	10	0	1	0	0	0	0	3	11	14
COMMUNICATIONS	5	3	0	0	0	0	0	0	5	3	8
GERONTOLOGY	0	2	0	1	0	0	1	1	1	4	5
HUMANITIES & SCIENCES	4	4	0	1	0	0	0	0	4	5	9
HLTH SCIENCES & HUMAN PERFRMCE	3	5	0	0	0	0	0	0	3	5	8
MUSIC	2	0	0	0	0	0	0	0	2	0	2
SCHOOL TOTALS	17	24	0	3	0	0	1	1	18	28	46
	41		3		0		2		46		

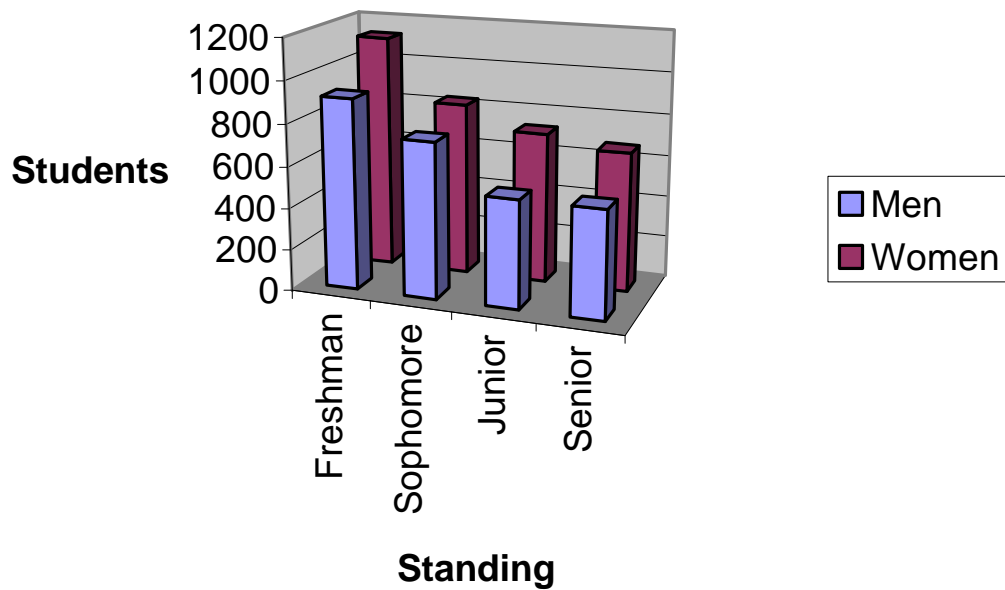
Total Matriculated Undergraduate Enrollment by Standing

FULL TIME UNDERGRADUATE											
	FRESHMAN		SOPHOMORE		JUNIOR		SENIOR		TOTALS		GRAND
	MEN	WOMEN	MEN	WOMEN	MEN	WOMEN	MEN	WOMEN	MEN	WOMEN	TOTAL
BUSINESS	144	87	94	55	77	46	47	44	362	232	594
COMMUNICATIONS	148	177	186	175	158	181	116	134	608	667	1275
GERONTOLOGY	0	0	0	1	0	1	0	0	0	2	2
HUMANITIES & SCIENCES	438	585	299	336	172	254	156	203	1065	1378	2443
HLTH SCIENCES & HUMAN PERFRMCE	129	205	117	205	64	175	136	215	446	800	1246
MUSIC	57	73	51	59	49	67	62	73	219	272	491
SCHOOL TOTALS	916	1127	747	831	520	724	517	669	2700	3351	6051
	2043		1578		1244		1186		6051		
PART TIME UNDERGRADUATE											
BUSINESS	0	0	0	0	0	2	3	9	3	11	14
COMMUNICATIONS	0	0	0	0	2	1	3	2	5	3	8
GERONTOLOGY	1	3	0	0	0	1	0	0	1	4	5
HUMANITIES & SCIENCES	0	0	2	2	0	0	2	3	4	5	9
HLTH SCIENCES & HUMAN PERFRMCE	0	0	0	0	0	1	3	4	3	5	8
MUSIC	0	0	0	0	0	0	2	0	2	0	2
SCHOOL TOTALS	1	3	2	2	2	5	13	18	18	28	46
	4		4		7		31		46		

Fall 2001 Undergraduate Enrollment by School



Fall 2001 Total Undergraduate Enrollment By Standing



SCHOOL OF BUSINESS UNDERGRADUATE ENROLLMENT

Enrollment by Classification – Major

BUSINESS - FULL-TIME UNDERGRADUATE ENROLLMENT

PROGRAM/CATEGORY	CONTINUING		TRANSFERS		READMITS		NEW MATRICS		TOTALS		GRAND
	MALE	FEMALE	MALE	FEMALE	MALE	FEMALE	MALE	FEMALE	MALE	FEMALE	TOTAL
ACCOUNTING	11	14	1	2	0	0	3	2	15	18	33
BUSINESS ADMINISTRATION	221	124	2	11	4	0	100	74	327	209	536
FINANCE	4	0	0	0	0	0	0	0	4	0	4
HUMAN RESOURCE MGMT	0	0	0	0	0	0	0	0	0	0	0
INT'L BUS CERTIFICATE PGM	0	0	0	0	0	0	0	0	0	0	0
INTERNATIONAL BUSINESS	2	4	0	0	1	0	0	0	3	4	7
MANAGEMENT	11	0	0	0	0	0	0	0	11	0	11
MARKETING	2	1	0	0	0	0	0	0	2	1	3
SCHOOL TOTALS	251	143	3	13	5	0	103	76	362	232	594
	394		16		5		179		594		

BUSINESS - PART-TIME UNDERGRADUATE ENROLLMENT

PROGRAM/CATEGORY	CONTINUING		TRANSFERS		READMITS		NEW MATRICS		TOTALS		GRAND
	MALE	FEMALE	MALE	FEMALE	MALE	FEMALE	MALE	FEMALE	MALE	FEMALE	TOTAL
ACCOUNTING	0	3	0	1	0	0	0	0	0	4	4
BUSINESS ADMINISTRATION	2	4	0	0	0	0	0	0	2	4	6
FINANCE	1	0	0	0	0	0	0	0	1	0	1
HUMAN RESOURCE MGMT	0	0	0	0	0	0	0	0	0	0	0
INT'L BUS CERTIFICATE PGM	0	0	0	0	0	0	0	0	0	0	0
INTERNATIONAL BUSINESS	0	0	0	0	0	0	0	0	0	0	0
MANAGEMENT	0	3	0	0	0	0	0	0	0	3	3
MARKETING	0	0	0	0	0	0	0	0	0	0	0
SCHOOL TOTALS	3	10	0	1	0	0	0	0	3	11	14
	13		1		0		0		14		

Enrollment by Classification – Minor

BUSINESS - FULL TIME UNDERGRADUATE

PROGRAM/CATEGORY	CONTINUING		TRANSFER		READMIT		NEW MATRIC		TOTAL		GRAND
	MALE	FEMALE	MALE	FEMALE	MALE	FEMALE	MALE	FEMALE	MALE	FEMALE	TOTAL
CORP FINANCE MINOR	0	0	0	0	0	0	0	0	0	0	0
FINANCE MINOR	6	4	0	0	0	0	0	0	6	4	10
FINANCIAL INST. MINOR	1	1	0	0	0	0	0	0	1	1	2
FIN INVESTMENTS MINOR	0	0	0	0	0	0	0	0	0	0	0
GENERAL BUSINESS MINOR	15	18	0	0	0	0	0	0	15	18	33
INT'L BUS STUDIES MINOR	2	4	0	0	0	0	0	0	2	4	6
LEGAL STUDIES MINOR	17	23	0	1	0	0	0	0	17	24	41
MANAGEMENT MINOR	3	4	0	0	0	0	0	0	3	4	7
MARKETING MINOR	5	13	0	0	0	0	0	0	5	13	18
ORG'L STUDIES MINOR	0	0	0	0	0	0	0	0	0	0	0
SCHOOL TOTALS	49	67	0	1	0	0	0	0	49	68	117
	116		1		0		0		117		

BUSINESS - PART TIME UNDERGRADUATE

PROGRAM/CATEGORY	CONTINUING		TRANSFER		READMIT		NEW MATRIC		TOTAL		GRAND
	MALE	FEMALE	MALE	FEMALE	MALE	FEMALE	MALE	FEMALE	MALE	FEMALE	TOTAL
CORP FINANCE MINOR	0	0	0	0	0	0	0	0	0	0	0
FINANCE MINOR	0	0	0	0	0	0	0	0	0	0	0
FINANCIAL INST MINOR	0	0	0	0	0	0	0	0	0	0	0
FIN INVESTMENTS MINOR	0	0	0	0	0	0	0	0	0	0	0
GENERAL BUSINESS MINOR	0	0	0	0	0	0	0	0	0	0	0
INT'L BUS STUDIES MINOR	0	0	0	0	0	0	0	0	0	0	0
LEGAL STUDIES MINOR	0	0	0	0	0	0	0	0	0	0	0
MANAGEMENT MINOR	0	0	0	0	0	0	0	0	0	0	0

MARKETING MINOR	0	0	0	0	0	0	0	0	0	0	0
ORG'L STUDIES MINOR	0	1	0	0	0	0	0	0	0	1	1
SCHOOL TOTALS	0	1	0	0	0	0	0	0	0	1	1
	1		0		0		0		1		

Enrollment by Standing – Major

BUSINESS - FULL TIME UNDERGRADUATE

PROGRAM/CATEGORY	FRESHMAN		SOPHOMORE		JUNIOR		SENIOR		TOTALS		GRAND
	MEN	WOMEN	MEN	WOMEN	MEN	WOMEN	MEN	WOMEN	MEN	WOMEN	TOTAL
ACCOUNTING	4	2	4	4	5	6	2	6	15	18	33
BUSINESS ADMINISTRATION	140	85	90	51	63	40	34	33	327	209	536
FINANCE	0	0	0	0	0	0	4	0	4	0	4
HUMAN RESOURCE MGMT	0	0	0	0	0	0	0	0	0	0	0
INT'L BUS CERTIFICATE PGM	0	0	0	0	0	0	0	0	0	0	0
INTERNATIONAL BUSINESS	0	0	0	0	1	0	2	4	3	4	7
MANAGEMENT	0	0	0	0	7	0	4	0	11	0	11
MARKETING	0	0	0	0	1	0	1	1	2	1	3
SCHOOL TOTALS	144	87	94	55	77	46	47	44	362	232	594
	231		149		123		91		594		

BUSINESS - PART TIME UNDERGRADUATE

PROGRAM/CATEGORY	FRESHMAN		SOPHOMORE		JUNIOR		SENIOR		TOTALS		GRAND
	MEN	WOMEN	MEN	WOMEN	MEN	WOMEN	MEN	WOMEN	MEN	WOMEN	TOTAL
ACCOUNTING	0	0	0	0	0	0	0	4	0	4	4
BUSINESS ADMINISTRATION	0	0	0	0	0	2	2	2	2	4	6
FINANCE	0	0	0	0	0	0	1	0	1	0	1
HUMAN RESOURCE MGMT	0	0	0	0	0	0	0	0	0	0	0
INT'L BUS CERTIFICATE PGM	0	0	0	0	0	0	0	0	0	0	0
INTERNATIONAL BUSINESS	0	0	0	0	0	0	0	0	0	0	0
MANAGEMENT	0	0	0	0	0	0	0	3	0	3	3
MARKETING	0	0	0	0	0	0	0	0	0	0	0
SCHOOL TOTALS	0	0	0	0	0	2	3	9	3	11	14
	0		0		2		12		14		

Enrollment by Standing – Minor

BUSINESS - FULL TIME UNDERGRADUATE

PROGRAM/CATEGORY	FRESHMAN		SOPHOMORE		JUNIOR		SENIOR		TOTALS		GRAND
	MEN	WOMEN	MEN	WOMEN	MEN	WOMEN	MEN	WOMEN	MEN	WOMEN	TOTALS
CORP FINANCE MINOR	0	0	0	0	0	0	0	0	0	0	0
FINANCE MINOR	0	1	1	0	2	1	3	2	6	4	10
FINANCIAL INST MINOR	0	0	0	0	0	0	1	1	1	1	2
FIN INVESTMENTS MINOR	0	0	0	0	0	0	0	0	0	0	0
GENERAL BUSINESS MINOR	0	0	4	4	5	3	6	11	15	18	33
INT'L BUS STUDIES MINOR	0	0	1	1	0	2	1	1	2	4	6
LEGAL STUDIES MINOR	0	1	3	2	4	8	10	13	17	24	41
MANAGEMENT MINOR	0	0	2	1	1	2	0	1	3	4	7
MARKETING MINOR	0	0	1	0	3	5	1	8	5	13	18
ORG'L STUDIES MINOR	0	0	0	0	0	0	0	0	0	0	0
SCHOOL TOTALS	0	2	12	8	15	21	22	37	49	68	117
	2		20		36		59		117		

BUSINESS - PART TIME UNDERGRADUATE

PROGRAM/CATEGORY	FRESHMAN		SOPHOMORE		JUNIOR		SENIOR		TOTALS		GRAND
	MEN	WOMEN	MEN	WOMEN	MEN	WOMEN	MEN	WOMEN	MEN	WOMEN	TOTAL
CORP FINANCE MINOR	0	0	0	0	0	0	0	0	0	0	0
FINANCE MINOR	0	0	0	0	0	0	0	0	0	0	0
FINANCIAL INST MINOR	0	0	0	0	0	0	0	0	0	0	0
FIN INVESTMENTS MINOR	0	0	0	0	0	0	0	0	0	0	0
GENERAL BUSINESS MINOR	0	0	0	0	0	0	0	0	0	0	0

INT'L BUS STUDIES MINOR	0	0	0	0	0	0	0	0	0	0	0
LEGAL STUDIES MINOR	0	0	0	0	0	0	0	0	0	0	0
MANAGEMENT MINOR	0	0	0	0	0	0	0	0	0	0	0
MARKETING MINOR	0	0	0	0	0	0	0	0	0	0	0
ORG'L STUDIES MINOR	0	0	0	0	0	0	0	1	0	1	1
SCHOOL TOTALS	0	0	0	0	0	0	0	1	0	1	1
	0		0		0		1		1		

SCHOOL OF COMMUNICATIONS UNDERGRADUATE ENROLLMENT

Enrollment by Classification – Major

COMMUNICATIONS - FULL-TIME UNDERGRADUATE ENROLLMENT

PROGRAM/CATEGORY	CONTINUING		TRANSFERS		READMITS		NEW MATRICS		TOTALS		GRAND
	MALE	FEMALE	MALE	FEMALE	MALE	FEMALE	MALE	FEMALE	MALE	FEMALE	TOTAL
CINEMA AND PHOTOGRAPHY	123	73	5	1	1	0	17	17	146	91	237
CORPORATE COMM	0	1	0	0	0	0	0	0	0	1	1
FILM, PHOTO & VISUAL ART	23	17	3	0	0	0	21	17	47	34	81
JOURNALISM	45	78	4	2	0	0	18	37	67	117	184
MEDIA STUDIES	4	7	0	1	0	0	4	8	8	16	24
ORG COMM, LEARN, & DSGN	26	73	1	1	0	0	7	24	34	98	132
TELECOMM MANAGEMENT	10	7	0	0	0	0	0	0	10	7	17
TELEVISION-RADIO	223	241	5	8	0	0	68	54	296	303	599
SCHOOL TOTALS	454	497	18	13	1	0	135	157	608	667	1275
	951		31		1		292		1275		

COMMUNICATIONS - PART-TIME UNDERGRADUATE ENROLLMENT

PROGRAM/CATEGORY	CONTINUING		TRANSFERS		READMITS		NEW MATRICS		TOTALS		GRAND
	MALE	FEMALE	MALE	FEMALE	MALE	FEMALE	MALE	FEMALE	MALE	FEMALE	TOTAL
CINEMA AND PHOTOGRAPHY	0	0	0	0	0	0	0	0	0	0	0
CORPORATE COMM	0	0	0	0	0	0	0	0	0	0	0
FILM, PHOTO & VISUAL ART	0	0	0	0	0	0	0	0	0	0	0
JOURNALISM	0	0	0	0	0	0	0	0	0	0	0
MEDIA STUDIES	0	0	0	0	0	0	0	0	0	0	0
ORG COMM, LEARN, & DSGN	1	0	0	0	0	0	0	0	1	0	1
TELECOMM MANAGEMENT	0	1	0	0	0	0	0	0	0	1	1
TELEVISION-RADIO	4	2	0	0	0	0	0	0	4	2	6
SCHOOL TOTALS	5	3	0	0	0	0	0	0	5	3	8
	8		0		0		0		8		

Enrollment by Classification – Minor

COMMUNICATIONS - FULL TIME UNDERGRADUATE

PROGRAM/CATEGORY	CONTINUING		TRANSFER		READMIT		NEW MATRIC		TOTAL		GRAND
	MALE	FEMALE	MALE	FEMALE	MALE	FEMALE	MALE	FEMALE	MALE	FEMALE	TOTAL
ADVERTISING & PUBL REL MINOR	13	70	0	1	0	0	0	0	13	71	84
AUDIO PRODUCTION MINOR	8	2	0	0	0	0	0	0	8	2	10
CORPORATE COMMUNICATION MINOR	1	0	0	0	0	0	0	0	1	0	1
INTERNATIONAL COMMUNICAT MINOR	0	1	0	0	0	0	0	0	0	1	1
JOURNALISM MINOR	5	5	0	0	0	0	0	0	5	5	10
MEDIA STUDIES MINOR	1	0	0	1	0	0	0	0	1	1	2
ORG COMM, LRNG & DESIGN MINOR	6	10	0	0	0	0	0	0	6	10	16
SCRIPTWRITING MINOR	0	2	0	0	0	0	0	0	0	2	2
STILL PHOTOGRAPHY MINOR	12	11	0	0	0	0	0	0	12	11	23
SCHOOL TOTALS	46	101	0	2	0	0	0	0	46	103	149
	147		2		0		0		149		

COMMUNICATIONS - PART TIME UNDERGRADUATE

PROGRAM/CATEGORY	CONTINUING		TRANSFER		READMIT		NEW MATRIC		TOTAL		GRAND
	MALE	FEMALE	MALE	FEMALE	MALE	FEMALE	MALE	FEMALE	MALE	FEMALE	TOTAL
ADVERTISING & PUBL REL MINOR	1	0	0	0	0	0	0	0	1	0	1
AUDIO PRODUCTION MINOR	0	0	0	0	0	0	0	0	0	0	0
CORPORATE COMMUNICATION MINOR	0	0	0	0	0	0	0	0	0	0	0
INTERNATIONAL COMMUNICAT MINOR	0	0	0	0	0	0	0	0	0	0	0
JOURNALISM MINOR	0	0	0	0	0	0	0	0	0	0	0
MEDIA STUDIES MINOR	0	0	0	0	0	0	0	0	0	0	0
ORG COMM, LRNG & DESIGN MINOR	0	0	0	0	0	0	0	0	0	0	0
SCRIPTWRITING MINOR	0	0	0	0	0	0	0	0	0	0	0
STILL PHOTOGRAPHY MINOR	1	0	0	0	0	0	0	0	1	0	1
SCHOOL TOTALS	2	0	0	0	0	0	0	0	2	0	2
	2		0		0		0		2		

Enrollment by Standing – Major

COMMUNICATIONS - FULL TIME UNDERGRADUATE

PROGRAM/CATEGORY	FRESHMAN		SOPHOMORE		JUNIOR		SENIOR		TOTALS		GRAND
	MEN	WOMEN	MEN	WOMEN	MEN	WOMEN	MEN	WOMEN	MEN	WOMEN	TOTAL
CINEMA AND PHOTOGRAPHY	21	23	55	28	43	24	27	16	146	91	237
CORPORATE COMMUNICATION	0	0	0	0	0	0	0	1	0	1	1
FILM, PHOTO & VISUAL ART	22	17	15	9	5	5	5	3	47	34	81
JOURNALISM	17	34	16	25	21	37	13	21	67	117	184
MEDIA STUDIES	4	8	1	4	3	2	0	2	8	16	24
ORG COMM, LRNG, & DESIGN	8	25	8	20	12	24	6	29	34	98	132
TELECOMM MANAGEMENT	0	0	4	1	4	4	2	2	10	7	17
TELEVISION-RADIO	76	70	87	88	70	85	63	60	296	303	599
SCHOOL TOTALS	148	177	186	175	158	181	116	134	608	667	1275
	325		361		339		250		1275		

COMMUNICATIONS - PART TIME UNDERGRADUATE

PROGRAM/CATEGORY	FRESHMAN		SOPHOMORE		JUNIOR		SENIOR		TOTALS		GRAND
	MEN	WOMEN	MEN	WOMEN	MEN	WOMEN	MEN	WOMEN	MEN	WOMEN	TOTAL
CINEMA AND PHOTOGRAPHY	0	0	0	0	0	0	0	0	0	0	0
CORPORATE COMMUNICATION	0	0	0	0	0	0	0	0	0	0	0
FILM, PHOTO & VISUAL ART	0	0	0	0	0	0	0	0	0	0	0
JOURNALISM	0	0	0	0	0	0	0	0	0	0	0
MEDIA STUDIES	0	0	0	0	0	0	0	0	0	0	0
ORG COMM, LRNG, & DESIGN	0	0	0	0	1	0	0	0	1	0	1
TELECOMM MANAGEMENT	0	0	0	0	0	1	0	0	0	1	1
TELEVISION-RADIO	0	0	0	0	1	0	3	2	4	2	6
SCHOOL TOTALS	0	0	0	0	2	1	3	2	5	3	8
	0		0		3		5		8		

Enrollment by Standing – Minor

COMMUNICATIONS - FULL TIME UNDERGRADUATE

PROGRAM/CATEGORY	FRESHMAN		SOPHOMORE		JUNIOR		SENIOR		TOTALS		GRAND
	MEN	WOMEN	MEN	WOMEN	MEN	WOMEN	MEN	WOMEN	MEN	WOMEN	TOTAL
ADVER & PUBL REL MINOR	1	0	3	12	6	22	3	37	13	71	84
AUDIO PRODUCTION MINOR	0	0	3	0	4	1	1	1	8	2	10
CORPORATE COMM MINOR	0	0	0	0	0	0	1	0	1	0	1
INT'L COMMUNICATION MINOR	0	0	0	0	0	1	0	0	0	1	1
JOURNALISM MINOR	0	0	3	3	0	1	2	1	5	5	10
MEDIA STUDIES MINOR	0	0	0	1	0	0	1	0	1	1	2
ORG COMM, LRNG & DSGN MNR	0	0	1	1	4	1	1	8	6	10	16
SCRIPTWRITING MINOR	0	0	0	1	0	1	0	0	0	2	2
STILL PHOTOGRAPHY MINOR	1	2	7	2	3	5	1	2	12	11	23
SCHOOL TOTALS	2	2	17	20	17	32	10	49	46	103	149
	4		37		49		59		149		

COMMUNICATIONS - PART TIME UNDERGRADUATE

	FRESHMAN		SOPHOMORE		JUNIOR		SENIOR		TOTALS		GRAND
	MEN	WOMEN	MEN	WOMEN	MEN	WOMEN	MEN	WOMEN	MEN	WOMEN	TOTAL
ADVER & PUBL REL MINOR	0	0	1	0	0	0	0	0	1	0	1
AUDIO PRODUCTION MINOR	0	0	0	0	0	0	0	0	0	0	0
CORPORATE COMM MINOR	0	0	0	0	0	0	0	0	0	0	0
INT'L COMMUNICATION MINOR	0	0	0	0	0	0	0	0	0	0	0
JOURNALISM MINOR	0	0	0	0	0	0	0	0	0	0	0
MEDIA STUDIES MINOR	0	0	0	0	0	0	0	0	0	0	0
ORG COMM, LRNG & DSGN MNR	0	0	0	0	0	0	0	0	0	0	0
SCRIPTWRITING MINOR	0	0	0	0	0	0	0	0	0	0	0
STILL PHOTOGRAPHY MINOR	0	0	0	0	1	0	0	0	1	0	1
SCHOOL TOTALS	0	0	1	0	1	0	0	0	2	0	2
	0		1		1		0		2		

SCHOOL OF HS&HP UNDERGRADUATE ENROLLMENT

Enrollment by Classification – Major

HLTH SCIENCES & HUMAN PERFORMCE - FULL-TIME UNDERGRADUATE ENROLLMENT

PROGRAM/CATEGORY	CONTINUING		TRANSFERS		READMITS		NEW MATRICS		TOTALS		GRAND
	MALE	FEMALE	MALE	FEMALE	MALE	FEMALE	MALE	FEMALE	MALE	FEMALE	TOTAL
ADMIN OF HEALTH SERVICES	0	0	0	0	0	0	0	0	0	0	0
ATHLETIC TRAIN/EXERCISE SCI	14	28	0	0	0	0	8	13	22	41	63
CLINICAL EXERCISE SCIENCE	0	0	0	0	0	0	4	2	4	2	6
CLIN SCI/PHYS THERAPY (BS)	52	153	1	0	0	0	18	66	71	219	290
CLIN SCIENCE (4 YEAR PGM)	1	2	0	0	0	0	0	0	1	2	3
COMMUNITY HEALTH EDUC	3	19	0	0	0	1	0	2	3	22	25
EXERCISE SCIENCE	28	46	4	2	0	0	13	6	45	54	99
FITNESS & CARD REHAB/EX SCI	7	19	0	1	0	1	0	0	7	21	28
HLTH & PHYS ED TEACHER K-12	41	33	2	1	0	0	1	5	44	39	83
HEALTH ED. TEACHER CERT.	0	0	0	0	0	0	0	0	0	0	0
HEALTH POLICY STUDIES	0	0	0	0	0	0	3	1	3	1	4
HEALTH SCIENCES	1	8	0	0	0	0	2	3	3	11	14
HEALTH SVCS ADMINISTRATION	9	20	0	0	0	0	0	0	9	20	29
HEALTH TEACHER (K-12)	4	8	0	1	0	0	0	1	4	10	14
LEISURE SERVICES	5	14	0	0	0	0	1	0	6	14	20
OCCUP SCI/OCCUP THER (BS)	9	71	0	1	0	0	1	25	10	97	107
OCCUPATIONAL SCIENCE	0	0	0	0	0	0	0	0	0	0	0
PHYSICAL ED. TEACHER CERT.	0	0	0	0	0	0	0	0	0	0	0
PHYSICAL EDUC TEACH(K-12)	22	6	3	0	1	0	13	4	39	10	49
PREPRO HEALTH SCIENCES	14	9	0	0	0	0	9	27	23	36	59
RECR & LEISURE STUDIES	0	0	0	0	0	0	0	0	0	0	0
SPEECH LANG PATH & AUDIO	1	28	0	2	0	0	0	17	1	47	48
SPORT MANAGEMENT	55	26	1	0	1	0	23	2	80	28	108
SPORT STUDIES	14	6	1	1	0	0	2	1	17	8	25
SPORTS INFO & COMM	34	14	0	0	0	0	16	6	50	20	70
TEACH-SP & HRNG HANDICAP	2	70	0	0	0	0	0	7	2	77	79
THERAPEUTIC RECREATION	2	19	0	0	0	0	0	2	2	21	23
SCHOOL TOTALS	318	599	12	9	2	2	114	190	446	800	1246
	917		21		4		304		1246		

HLTH SCIENCES & HUMAN PERFORMCE - PART-TIME UNDERGRADUATE ENROLLMENT

PROGRAM/CATEGORY	CONTINUING		TRANSFERS		READMITS		NEW MATRICS		TOTALS		GRAND
	MALE	FEMALE	MALE	FEMALE	MALE	FEMALE	MALE	FEMALE	MALE	FEMALE	TOTAL
ADMIN OF HLTH SERVICES	0	0	0	0	0	0	0	0	0	0	0

ATHLETIC TRAIN/EXER SCI	1	0	0	0	0	0	0	0	1	0	1
CLIN SCI/PHYS THRPY (BS)	0	0	0	0	0	0	0	0	0	0	0
CLINICAL SCI (4 YEAR PGM)	0	0	0	0	0	0	0	0	0	0	0
COMMUNITY HEALTH EDUC	0	0	0	0	0	0	0	0	0	0	0
EXERCISE SCIENCE	0	0	0	0	0	0	0	0	0	0	0
FIT & CARD REHAB/EX SCI	0	0	0	0	0	0	0	0	0	0	0
HLTH & PHYS ED TCHR K-12	0	0	0	0	0	0	0	0	0	0	0
HEALTH ED. TEACHER CERT.	0	0	0	0	0	0	0	0	0	0	0
HEALTH SCIENCES	0	0	0	0	0	0	0	0	0	0	0
HLTH SCI PREPROFESSIONL	0	1	0	0	0	0	0	0	0	1	1
HLTH SERVICES ADMIN	1	1	0	0	0	0	0	0	1	1	2
HEALTH TEACHER (K-12)	0	0	0	0	0	0	0	0	0	0	0
LEISURE SERVICES	0	0	0	0	0	0	0	0	0	0	0
OCC SCI/OCC THER (BS)	0	0	0	0	0	0	0	0	0	0	0
OCCUPATIONAL SCIENCE	0	0	0	0	0	0	0	0	0	0	0
PHYSICAL ED. TCHR CERT.	0	0	0	0	0	0	0	0	0	0	0
PHYS EDUC TEACH(K-12)	0	0	0	0	0	0	0	0	0	0	0
RECR AND LEISURE STUDIES	0	0	0	0	0	0	0	0	0	0	0
SPCH LANG PATH & AUDIO	0	1	0	0	0	0	0	0	0	1	1
SPORT MANAGEMENT	0	0	0	0	0	0	0	0	0	0	0
SPORT STUDIES	0	0	0	0	0	0	0	0	0	0	0
SPORTS INFO & COMM	0	0	0	0	0	0	0	0	0	0	0
TCHR-SP & HRING HANDICAP	0	0	0	0	0	0	0	0	0	0	0
THERAPEUTIC RECREATION	1	2	0	0	0	0	0	0	1	2	3
SCHOOL TOTALS	3	5	0	0	0	0	0	0	3	5	8
	8		0		0		0		8		

Enrollment by Classification – Minor

HLTH SCIENCES & HUMAN PERFORMCE - FULL TIME UNDERGRADUATE

PROGRAM	CONTINUING		TRANSFER		READMIT		NEW MATRIC		TOTAL		GRAND
	MALE	FEMALE	MALE	FEMALE	MALE	FEMALE	MALE	FEMALE	MALE	FEMALE	TOTAL
ADULT FITNESS MINOR	0	1	0	0	0	0	0	0	0	1	1
APPL EXERCISE SCI MINOR	2	3	0	0	0	0	0	0	2	3	5
COACHING MINOR	11	19	0	0	0	0	0	0	11	19	30
HEALTH MINOR	13	29	0	0	0	0	0	0	13	29	42
HEALTH SERV ADM MINOR	0	0	0	0	0	0	0	0	0	0	0
NUTRITION PROMOTION MINOR	1	12	0	0	0	0	0	0	1	12	13
NUTRITION SCIENCE MINOR	2	17	0	0	0	0	0	0	2	17	19
OUTDOOR RECREATION MINOR	7	5	0	0	0	0	0	0	7	5	12
RECREATION MINOR	2	7	0	0	0	0	0	0	2	7	9
SPORT STUDIES MINOR	18	13	1	0	0	0	0	0	19	13	32
SCHOOL TOTALS	56	106	1	0	0	0	0	0	57	106	163
	162		1		0		0		163		

HLTH SCIENCES & HUMAN PERFORMCE - PART TIME UNDERGRADUATE

PROGRAM	CONTINUING		TRANSFER		READMIT		NEW MATRIC		TOTAL		GRAND
	MALE	FEMALE	MALE	FEMALE	MALE	FEMALE	MALE	FEMALE	MALE	FEMALE	TOTAL
ADULT FITNESS MINOR	0	0	0	0	0	0	0	0	0	0	0
APPL EXERCISE SCI MINOR	0	0	0	0	0	0	0	0	0	0	0
COACHING MINOR	0	1	0	0	0	0	0	0	0	1	1
HEALTH MINOR	0	0	0	0	0	0	0	0	0	0	0
HEALTH SERV ADM MINOR	0	0	0	0	0	0	0	0	0	0	0
NUTRITION PROMOTION MINOR	0	0	0	0	0	0	0	0	0	0	0
NUTRITION SCIENCE MINOR	0	0	0	0	0	0	0	0	0	0	0
OUTDOOR RECREATION MINOR	0	0	0	0	0	0	0	0	0	0	0
RECREATION MINOR	0	0	0	0	0	0	0	0	0	0	0
SPORT STUDIES MINOR	0	0	0	0	0	0	0	0	0	0	0
SCHOOL TOTALS	0	1	0	0	0	0	0	0	0	1	1

	1	0	0	0	0	1	
--	---	---	---	---	---	---	--

Enrollment by Standing – Major

HLTH SCIENCES & HUMAN PERFORMCE - FULL TIME UNDERGRADUATE

PROGRAM/CATEGORY	FRESHMAN		SOPHOMORE		JUNIOR		SENIOR		TOTALS		GRAND
	MEN	WOMEN	MEN	WOMEN	MEN	WOMEN	MEN	WOMEN	MEN	WOMEN	TOTAL
ADMIN OF HEALTH SERVICES	0	0	0	0	0	0	0	0	0	0	0
ATHLETIC TRAIN/EXERCISE SCI	8	15	3	13	3	8	8	5	22	41	63
CLINICAL EXERCISE SCIENCE	4	2	0	0	0	0	0	0	4	2	6
CLIN SCI/PHYS THERAPY (BS)	18	65	16	47	15	44	22	63	71	219	290
CLIN SCIENCE (4 YEAR PGM)	0	0	1	2	0	0	0	0	1	2	3
COMMUNITY HEALTH EDUC	0	2	0	4	0	6	3	10	3	22	25
EXERCISE SCIENCE	15	8	13	15	6	15	11	16	45	54	99
FITNESS & CARD REHAB/EX SCI	0	0	2	7	1	9	4	5	7	21	28
HEALTH & PHYS ED TEACH K-12	3	5	5	11	11	13	25	10	44	39	83
HEALTH ED. TEACHER CERT.	0	0	0	0	0	0	0	0	0	0	0
HEALTH POLICY STUDIES	3	1	0	0	0	0	0	0	3	1	4
HEALTH SCIENCES	2	3	1	4	0	2	0	2	3	11	14
PREPRO HEALTH SCIENCES	12	26	11	10	0	0	0	0	23	36	59
HEALTH SERVICES ADMIN	0	1	1	3	3	8	5	8	9	20	29
HEALTH TEACHER (K-12)	0	2	1	1	0	4	3	3	4	10	14
LEISURE SERVICES	1	2	1	4	2	5	2	3	6	14	20
OCCUP SCI/OCCUP THER (BS)	1	28	3	27	0	16	6	26	10	97	107
OCCUPATIONAL SCIENCE	0	0	0	0	0	0	0	0	0	0	0
PHYSICAL ED. TEACHER CERT.	0	0	0	0	0	0	0	0	0	0	0
PHYSICAL EDUC TEACH(K-12)	18	5	11	4	2	0	8	1	39	10	49
RECR AND LEISURE STUDIES	0	0	0	0	0	0	0	0	0	0	0
SPEECH LANG PATH & AUDIO	0	18	1	15	0	5	0	9	1	47	48
SPORT MANAGEMENT	24	3	28	8	9	7	19	10	80	28	108
SPORT STUDIES	3	2	2	3	6	1	6	2	17	8	25
SPORTS INFO & COMM	17	7	15	5	5	3	13	5	50	20	70
TCH-SP & HEARING HANDICAP	0	8	0	17	1	21	1	31	2	77	79
THERAPEUTIC RECREATION	0	2	2	5	0	8	0	6	2	21	23
SCHOOL TOTALS	129	205	117	205	64	175	136	215	446	800	1246
	334		322		239		351		1246		

HLTH SCIENCES & HUMAN PERFORMCE - PART TIME UNDERGRADUATE

PROGRAM/CATEGORY	FRESHMAN		SOPHOMORE		JUNIOR		SENIOR		TOTALS		GRAND
	MEN	WOMEN	MEN	WOMEN	MEN	WOMEN	MEN	WOMEN	MEN	WOMEN	TOTAL
ADMIN OF HEALTH SERVICES	0	0	0	0	0	0	0	0	0	0	0
ATHLETIC TRAINING/EXER SCI	0	0	0	0	0	0	1	0	1	0	1
CLINICAL EXERCISE SCIENCE	0	0	0	0	0	0	0	0	0	0	0
CLIN SCI/PHYS THERAPY (BS)	0	0	0	0	0	0	0	0	0	0	0
CLIN SCIENCE (4 YEAR PGM)	0	0	0	0	0	0	0	0	0	0	0
COMMUNITY HEALTH EDUC	0	0	0	0	0	0	0	0	0	0	0
EXERCISE SCIENCE	0	0	0	0	0	0	0	0	0	0	0
FIT & CARDIAC REHAB/EX SCI	0	0	0	0	0	0	0	0	0	0	0
HEALTH & PHYS ED TCHR K-12	0	0	0	0	0	0	0	0	0	0	0
HEALTH ED. TEACHER CERT.	0	0	0	0	0	0	0	0	0	0	0
HEALTH POLICY STUDIES	0	0	0	0	0	0	0	0	0	0	0
HEALTH SCIENCES	0	0	0	0	0	0	0	1	0	1	1
HEALTH SCI PREPROFESSIONL	0	0	0	0	0	0	0	0	0	0	0
HEALTH SERVICES ADMIN	0	0	0	0	0	0	1	1	1	1	2
HEALTH TEACHER (K-12)	0	0	0	0	0	0	0	0	0	0	0
LEISURE SERVICES	0	0	0	0	0	0	0	0	0	0	0
OCCUP SCI/OCCUP THER (BS)	0	0	0	0	0	0	0	0	0	0	0
OCCUPATIONAL SCIENCE	0	0	0	0	0	0	0	0	0	0	0
PHYSICAL ED. TEACHER CERT.	0	0	0	0	0	0	0	0	0	0	0

PHYSICAL EDUC TEACH (K-12)	0	0	0	0	0	0	0	0	0	0	0
RECR & LEISURE STUDIES	0	0	0	0	0	0	0	0	0	0	0
SPEECH LANG PATH & AUDIO	0	0	0	0	0	0	0	1	0	1	1
SPORT MANAGEMENT	0	0	0	0	0	0	0	0	0	0	0
SPORT STUDIES	0	0	0	0	0	0	0	0	0	0	0
SPORTS INFO & COMM	0	0	0	0	0	0	0	0	0	0	0
TCHR-SP & HEARING HANDICAP	0	0	0	0	0	0	0	0	0	0	0
THERAPEUTIC RECREATION	0	0	0	0	0	1	1	1	1	2	3
SCHOOL TOTALS	0	0	0	0	0	1	3	4	3	5	8
	0		0		1		7		8		

Enrollment by Standing – Minor

HLTH SCIENCES & HUMAN PERFORMCE - FULL TIME UNDERGRADUATE

PROGRAM/CATEGORY	FRESHMAN		SOPHOMORE		JUNIOR		SENIOR		TOTALS		GRAND
	MEN	WOMEN	MEN	WOMEN	MEN	WOMEN	MEN	WOMEN	MEN	WOMEN	TOTAL
ADULT FITNESS MINOR	0	0	0	1	0	0	0	0	0	1	1
APPL EXERCISE SCI MINOR	0	0	0	0	0	2	2	1	2	3	5
COACHING MINOR	0	0	1	2	5	7	5	10	11	19	30
HEALTH MINOR	0	0	0	5	2	6	11	18	13	29	42
HEALTH SERV ADM MINOR	0	0	0	0	0	0	0	0	0	0	0
NUTRITION PROMOTION MINOR	0	0	0	6	0	2	1	4	1	12	13
NUTRITION SCIENCE MINOR	0	0	0	7	0	2	2	8	2	17	19
OUTDOOR RECREATION MINOR	0	0	1	0	2	1	4	4	7	5	12
RECREATION MINOR	0	0	1	0	0	4	1	3	2	7	9
SPORT STUDIES MINOR	0	0	5	5	8	4	6	4	19	13	32
SCHOOL TOTALS	0	0	8	26	17	28	32	52	57	106	163
	0		34		45		84		163		

HLTH SCIENCES & HUMAN PERFORMCE - PART TIME UNDERGRADUATE

PROGRAM/CATEGORY	FRESHMAN		SOPHOMORE		JUNIOR		SENIOR		TOTALS		GRAND
	MEN	WOMEN	MEN	WOMEN	MEN	WOMEN	MEN	WOMEN	MEN	WOMEN	TOTAL
ADULT FITNESS MINOR	0	0	0	0	0	0	0	0	0	0	0
APPL EXERCISE SCI MINOR	0	0	0	0	0	0	0	0	0	0	0
COACHING MINOR	0	0	0	0	0	0	0	1	0	1	1
HEALTH MINOR	0	0	0	0	0	0	0	0	0	0	0
HEALTH SERV ADM MINOR	0	0	0	0	0	0	0	0	0	0	0
NUTRITION PROMOTION MINOR	0	0	0	0	0	0	0	0	0	0	0
NUTRITION SCIENCE MINOR	0	0	0	0	0	0	0	0	0	0	0
OUTDOOR RECREATION MINOR	0	0	0	0	0	0	0	0	0	0	0
RECREATION MINOR	0	0	0	0	0	0	0	0	0	0	0
SPORT STUDIES MINOR	0	0	0	0	0	0	0	0	0	0	0
SCHOOL TOTALS	0	0	0	0	0	0	0	1	0	1	1
	0		0		0		1		1		

SCHOOL OF HUMANITIES & SCIENCES UNDERGRADUATE ENROLLMENT

Enrollment by Classification – Major

HUMANITIES & SCIENCES - FULL-TIME UNDERGRADUATE ENROLLMENT

PROGRAM/CATEGORY	CONTINUING		TRANSFERS		READMITS		NEW MATRICS		TOTALS		GRAND
	MALE	FEMALE	MALE	FEMALE	MALE	FEMALE	MALE	FEMALE	MALE	FEMALE	TOTAL
ACTING	17	14	0	1	0	1	5	5	22	21	43
ANTHROPOLOGY	9	22	0	1	0	0	1	3	10	26	36
APPLIED ECONOMICS	6	3	0	0	0	0	1	1	7	4	11
APPLIED PSYCHOLOGY	6	20	0	0	0	0	0	3	6	23	29
ART	5	5	0	0	0	0	1	10	6	15	21
ART (BA)	3	1	0	0	0	0	0	0	3	1	4
ART (BFA)	2	7	0	0	0	0	0	0	2	7	9

ART HISTORY	3	17	0	0	0	0	0	2	3	19	22
BIOCHEMISTRY	6	8	0	0	0	0	4	4	10	12	22
BIOCHEMISTRY (7-12)	0	0	0	0	0	0	0	0	0	0	0
BIOLOGY	41	65	3	0	0	1	19	46	63	112	175
BIOLOGY (7-12)	2	2	0	0	0	0	2	1	4	3	7
BIOLOGY/GEN SCI (7-12)	0	0	0	0	0	0	0	0	0	0	0
CHEMISTRY (7-12)	0	0	0	0	0	0	0	1	0	1	1
CHEMISTRY (BA)	0	0	0	0	0	0	0	0	0	0	0
CHEMISTRY (BS)	10	8	0	0	0	0	4	3	14	11	25
CHEMISTRY/GEN SCI (7-12)	0	0	0	0	0	0	0	0	0	0	0
COMPUTER INFO SYSTEMS	12	4	1	0	0	0	2	0	15	4	19
COMPUTER SCIENCE - B.A.	19	0	0	0	0	0	9	2	28	2	30
COMPUTER SCIENCE - B.S.	23	1	0	0	0	0	19	6	42	7	49
DRAMA (BA)	25	56	1	0	0	0	6	10	32	66	98
ECONOMICS	12	2	0	0	1	0	4	1	17	3	20
ENGLISH	30	47	1	2	0	2	8	26	39	77	116
ENGLISH (7-12)	11	25	0	1	0	0	2	11	13	37	50
ENVIRONMENTAL STUDIES	19	10	0	1	0	0	4	5	23	16	39
EXPLORATORY	139	140	6	3	4	0	161	254	310	397	707
FRENCH	0	2	1	0	0	0	0	2	1	4	5
FRENCH (7-12)	1	1	0	0	0	0	0	0	1	1	2
GERMAN	1	0	0	0	0	0	0	1	1	1	2
GERMAN (7-12)	0	1	0	0	0	0	0	0	0	1	1
HISTORY	35	12	1	2	0	0	15	3	51	17	68
MATH - ECONOMICS (7-12)	0	0	0	0	0	0	0	0	0	0	0
MATH-PHYSICIS (7-12)	0	0	0	0	0	0	0	0	0	0	0
MATHEMATICS	3	6	0	0	0	0	3	2	6	8	14
MATHEMATICS (7-12)	8	14	0	0	0	0	2	3	10	17	27
MATH-COMP SCI 7-12	0	0	0	0	0	0	0	0	0	0	0
MATH-COMPUTER SCIENCE	4	3	0	0	0	0	1	1	5	4	9
MATHEMATICS/ECONOMICS	3	1	0	0	1	0	0	0	4	1	5
MATHEMATICS/PHYSICS	5	0	0	0	0	0	1	1	6	1	7
MUSICAL THEATER	10	20	0	1	0	0	12	5	22	26	48
PHILOSOPHY	8	1	1	0	0	0	1	0	10	1	11
PHILOSOPHY-RELIGION	5	2	0	0	0	0	1	1	6	3	9
PHYSICS	9	1	1	0	0	0	10	0	20	1	21
PHYSICS (7-12)	0	0	0	0	0	0	0	0	0	0	0
PHYSICS-GENERAL SCIENCE	0	0	0	0	0	0	0	0	0	0	0
PLANNED STUDIES (BA)	9	13	0	0	0	0	0	0	9	13	22
PLANNED STUDIES (BS)	5	4	0	0	0	0	0	0	5	4	9
POLITICS	25	25	2	3	2	0	7	8	36	36	72
PSYCHOLOGY	31	98	3	3	0	0	17	47	51	148	199
RELIGIOUS STUDIES	0	0	0	0	0	0	0	0	0	0	0
SOCIAL STUDIES	1	1	0	0	0	0	0	1	1	2	3
SOCIAL STUDIES (7-12)	22	7	1	0	0	0	5	1	28	8	36
SOCIOLOGY	28	91	1	1	0	0	2	8	31	100	131
SPANISH	2	10	0	1	0	0	0	4	2	15	17
SPANISH (7-12)	0	0	0	0	0	0	1	1	1	1	2
SPEECH COMM (BA)	13	27	0	0	1	0	0	0	14	27	41
SPEECH COMM (BS)	0	1	0	0	0	0	0	0	0	1	1
SPEECH COMM - GENERAL	1	0	1	0	0	0	2	4	4	4	8
SPEECH COMM-TEACH ED	0	0	0	0	0	0	0	0	0	0	0
THEATER ARTS MGMT	7	9	0	0	0	0	1	2	8	11	19
THEAT PRODUCTION ARTS	17	15	2	0	0	0	7	3	26	18	44
WRITING	24	22	2	1	1	1	10	16	37	40	77
SCHOOL TOTALS	677	844	28	21	10	5	350	508	1065	1378	2443
	1521		49			15		858		2443	

HUMANITIES & SCIENCES - PART-TIME UNDERGRADUATE ENROLLMENT

PROGRAM/CATEGORY	CONTINUING		TRANSFERS		READMITS		NEW MATRICS		TOTALS		GRAND
	MALE	FEMALE	MALE	FEMALE	MALE	FEMALE	MALE	FEMALE	MALE	FEMALE	TOTAL
ACTING	0	0	0	0	0	0	0	0	0	0	0
ANTHROPOLOGY	1	0	0	0	0	0	0	0	1	0	1
APPLIED ECONOMICS	0	0	0	0	0	0	0	0	0	0	0
APPLIED PSYCHOLOGY	1	0	0	0	0	0	0	0	1	0	1
ART	0	0	0	0	0	0	0	0	0	0	0
ART (BA)	0	0	0	0	0	0	0	0	0	0	0
ART (BFA)	0	0	0	0	0	0	0	0	0	0	0
ART HISTORY	0	0	0	0	0	0	0	0	0	0	0
BIOCHEMISTRY	0	0	0	0	0	0	0	0	0	0	0
BIOCHEMISTRY (7-12)	0	0	0	0	0	0	0	0	0	0	0
BIOLOGY	0	0	0	0	0	0	0	0	0	0	0
BIOLOGY (7-12)	0	0	0	0	0	0	0	0	0	0	0
BIOLOGY/GEN SCI (7-12)	0	0	0	0	0	0	0	0	0	0	0
CHEMISTRY (7-12)	0	0	0	0	0	0	0	0	0	0	0
CHEMISTRY (BA)	0	0	0	0	0	0	0	0	0	0	0
CHEMISTRY (BS)	0	0	0	0	0	0	0	0	0	0	0
CHEMISTRY/GEN SCI (7-12)	0	0	0	0	0	0	0	0	0	0	0
COMPUTER INFO SYSTEMS	0	0	0	0	0	0	0	0	0	0	0
COMPUTER SCIENCE - B.A.	0	0	0	0	0	0	0	0	0	0	0
COMPUTER SCIENCE - B.S.	0	0	0	0	0	0	0	0	0	0	0
DRAMA (BA)	0	0	0	0	0	0	0	0	0	0	0
ECONOMICS	0	0	0	0	0	0	0	0	0	0	0
ENGLISH	0	0	0	0	0	0	0	0	0	0	0
ENGLISH (7-12)	0	0	0	0	0	0	0	0	0	0	0
ENVIRONMENTAL STUDIES	0	0	0	0	0	0	0	0	0	0	0
EXPLORATORY	0	0	0	0	0	0	0	0	0	0	0
FRENCH	0	0	0	0	0	0	0	0	0	0	0
FRENCH (7-12)	0	0	0	0	0	0	0	0	0	0	0
GERMAN	0	0	0	0	0	0	0	0	0	0	0
GERMAN (7-12)	0	0	0	0	0	0	0	0	0	0	0
HISTORY	0	0	0	0	0	0	0	0	0	0	0
MATH - ECONOMICS (7-12)	0	0	0	0	0	0	0	0	0	0	0
MATH-PHYSICIS (7-12)	0	0	0	0	0	0	0	0	0	0	0
MATHEMATICS	1	0	0	0	0	0	0	0	1	0	1
MATHEMATICS (7-12)	0	0	0	0	0	0	0	0	0	0	0
MATH-COMP SCI 7-12	0	0	0	0	0	0	0	0	0	0	0
MATH-COMPUTER SCIENCE	0	0	0	0	0	0	0	0	0	0	0
MATHEMATICS/ECONOMICS	0	0	0	0	0	0	0	0	0	0	0
MATHEMATICS/PHYSICS	0	0	0	0	0	0	0	0	0	0	0
MUSICAL THEATER	0	0	0	0	0	0	0	0	0	0	0
PHILOSOPHY	0	0	0	0	0	0	0	0	0	0	0
PHILOSOPHY-RELIGION	0	0	0	0	0	0	0	0	0	0	0
PHYSICS	0	0	0	0	0	0	0	0	0	0	0
PHYSICS (7-12)	0	0	0	0	0	0	0	0	0	0	0
PHYSICS-GENERAL SCIENCE	0	0	0	0	0	0	0	0	0	0	0
PLANNED STUDIES (BA)	0	0	0	0	0	0	0	0	0	0	0
PLANNED STUDIES (BS)	0	0	0	0	0	0	0	0	0	0	0
POLITICS	0	0	0	0	0	0	0	0	0	0	0
PSYCHOLOGY	0	0	0	0	0	0	0	0	0	0	0
RELIGIOUS STUDIES	0	1	0	0	0	0	0	0	0	1	1
SOCIAL STUDIES	0	0	0	0	0	0	0	0	0	0	0
SOCIAL STUDIES (7-12)	0	0	0	1	0	0	0	0	0	1	1

SOCIOLOGY	0	1	0	0	0	0	0	0	0	1	1
SPANISH	0	1	0	0	0	0	0	0	0	1	1
SPANISH (7-12)	0	0	0	0	0	0	0	0	0	0	0
SPEECH COMM (BA)	0	1	0	0	0	0	0	0	0	1	1
SPEECH COMM (BS)	0	0	0	0	0	0	0	0	0	0	0
SPEECH COMM - GENERAL	1	0	0	0	0	0	0	0	1	0	1
SPEECH COMM-TEACH ED	0	0	0	0	0	0	0	0	0	0	0
THEATER ARTS MGMT	0	0	0	0	0	0	0	0	0	0	0
THEAT PRODUCTION ARTS	0	0	0	0	0	0	0	0	0	0	0
WRITING	0	0	0	0	0	0	0	0	0	0	0
SCHOOL TOTALS	4	4	0	1	0	0	0	0	4	5	9
	8		1		0		0		9		

Enrollment by Classification – Minor

HUMANITIES & SCIENCES - FULL TIME UNDERGRADUATE

PROGRAM/CATEGORY	CONTINUING		TRANSFER		READMIT		NEW MATRIC		TOTALS		GRAND
	MALE	FEMALE	MALE	FEMALE	MALE	FEMALE	MALE	FEMALE	MALE	FEMALE	TOTAL
ANTHROPOLOGY MINOR	8	15	0	0	0	0	0	0	8	15	23
ART HISTORY MINOR	7	20	0	0	0	0	0	0	7	20	27
ART MINOR	9	12	0	0	0	0	0	0	9	12	21
BIOLOGY MINOR	0	1	0	0	0	0	0	0	0	1	1
COMPARATIVE LIT MINOR	0	0	0	0	0	0	0	0	0	0	0
COMPUTER INFO SYST MINOR	2	2	0	0	0	0	0	0	2	2	4
COMPUTER INFO SCI MINOR	0	0	0	0	0	0	0	0	0	0	0
COMPUTING MINOR	3	0	0	0	0	0	0	0	3	0	3
DANCE MINOR	4	29	0	0	0	1	0	0	4	30	34
ECONOMICS MINOR	24	5	0	0	0	0	0	0	24	5	29
ENGLISH MINOR	9	20	0	0	0	0	0	0	9	20	29
ENVIRON STUDIES MINOR	4	3	0	0	0	0	0	0	4	3	7
FRENCH MINOR	3	5	0	0	0	0	0	0	3	5	8
GERMAN MINOR	2	5	0	0	0	0	0	0	2	5	7
HEALTH COMMUNIC MINOR	1	10	0	0	0	0	0	0	1	10	11
HISTORY MINOR	18	13	0	0	0	0	0	0	18	13	31
HONORS H&S	30	77	0	0	0	0	9	32	39	109	148
ITALIAN MINOR	2	6	0	0	0	0	0	0	2	6	8
MATHEMATICS MINOR	12	7	0	0	0	0	0	0	12	7	19
PHILOSOPHY MINOR	7	2	0	0	0	0	0	0	7	2	9
PHYSICS MINOR	0	0	0	0	0	0	1	0	1	0	1
POLITICS MINOR	20	12	0	0	0	0	0	0	20	12	32
PSYCHOLOGY MINOR	16	52	0	0	1	0	0	1	17	53	70
RELIGIOUS STUDIES MINOR	6	3	0	0	0	0	0	0	6	3	9
SOCIAL WORK MINOR	0	11	0	0	0	0	0	0	0	11	11
SOCIOLOGY MINOR	7	38	0	0	0	0	0	0	7	38	45
SPANISH MINOR	8	51	0	0	0	0	0	0	8	51	59
SPEECH MINOR	9	21	0	0	0	0	0	0	9	21	30
THEATER MINOR	8	10	0	0	0	0	0	0	8	10	18
WOMEN'S STUDIES MINOR	0	17	0	0	0	0	0	0	0	17	17
WRITING MINOR	26	39	0	0	0	0	0	0	26	39	65
SCHOOL TOTALS	245	486	0	0	1	1	10	33	256	520	776
	731		0		2		43		776		

HUMANITIES & SCIENCES - PART TIME UNDERGRADUATE

PROGRAM/CATEGORY	CONTINUING		TRANSFER		READMIT		NEW MATRIC		TOTALS		GRAND
	MALE	FEMALE	MALE	FEMALE	MALE	FEMALE	MALE	FEMALE	MALE	FEMALE	TOTAL
ANTHROPOLOGY MINOR	0	1	0	0	0	0	0	0	0	1	1
ART HISTORY MINOR	1	0	0	0	0	0	0	0	1	0	1
ART MINOR	0	0	0	0	0	0	0	0	0	0	0
BIOLOGY MINOR	0	0	0	0	0	0	0	0	0	0	0

COMPARATIVE LIT MINOR	0	0	0	0	0	0	0	0	0	0	0
COMPUTER INFO SYST MINOR	0	1	0	0	0	0	0	0	0	1	1
COMPUTER INFO SCI MINOR	0	0	0	0	0	0	0	0	0	0	0
COMPUTING MINOR	0	0	0	0	0	0	0	0	0	0	0
DANCE MINOR	0	0	0	0	0	0	0	0	0	0	0
ECONOMICS MINOR	1	0	0	0	0	0	0	0	1	0	1
ENGLISH MINOR	0	0	0	0	0	0	0	0	0	0	0
ENVIRON STUDIES MINOR	0	0	0	0	0	0	0	0	0	0	0
FRENCH MINOR	0	0	0	0	0	0	0	0	0	0	0
GERMAN MINOR	0	0	0	0	0	0	0	0	0	0	0
HEALTH COMMUNIC MINOR	0	0	0	0	0	0	0	0	0	0	0
HISTORY MINOR	0	0	0	0	0	0	0	0	0	0	0
HONORS H&S	0	0	0	0	0	0	0	0	0	0	0
ITALIAN MINOR	0	0	0	0	0	0	0	0	0	0	0
MATHEMATICS MINOR	0	0	0	0	0	0	0	0	0	0	0
PHILOSOPHY MINOR	0	0	0	0	0	0	0	0	0	0	0
PHYSICS MINOR	0	0	0	0	0	0	0	0	0	0	0
POLITICS MINOR	0	0	0	0	0	0	0	0	0	0	0
PSYCHOLOGY MINOR	0	0	0	0	0	0	0	0	0	0	0
RELIGIOUS STUDIES MINOR	0	0	0	0	0	0	0	0	0	0	0
SOCIAL WORK MINOR	0	0	0	0	0	0	0	0	0	0	0
SOCIOLOGY MINOR	0	0	0	0	0	0	0	0	0	0	0
SPANISH MINOR	1	0	0	0	0	0	0	0	1	0	1
SPEECH MINOR	0	1	0	0	0	0	0	0	0	1	1
THEATER MINOR	0	0	0	0	0	0	0	0	0	0	0
WOMEN'S STUDIES MINOR	0	0	0	0	0	0	0	0	0	0	0
WRITING MINOR	1	1	0	0	0	0	0	0	1	1	2
SCHOOL TOTALS	4	4	0	0	0	0	0	0	4	4	8
	8		0		0		0		8		

Enrollment by Standing – Major

HUMANITIES & SCIENCES - FULL TIME UNDERGRADUATE

PROGRAM/CATEGORY	FRESHMAN		SOPHOMORE		JUNIOR		SENIOR		TOTALS		GRAND
	MEN	WOMEN	MEN	WOMEN	MEN	WOMEN	MEN	WOMEN	MEN	WOMEN	TOTAL
ACTING	7	5	5	5	4	4	6	7	22	21	43
ANTHROPOLOGY	1	3	3	4	2	10	4	9	10	26	36
APPLIED ECONOMICS	1	1	1	1	2	0	3	2	7	4	11
APPLIED PSYCHOLOGY	2	4	4	9	0	4	0	6	6	23	29
ART	2	11	3	3	1	1	0	0	6	15	21
ART (BA)	1	0	0	1	2	0	0	0	3	1	4
ART (BFA)	0	0	1	1	1	3	0	3	2	7	9
ART HISTORY	1	4	2	6	0	5	0	4	3	19	22
BIOCHEMISTRY	5	4	2	3	0	2	3	3	10	12	22
BIOCHEMISTRY (7-12)	0	0	0	0	0	0	0	0	0	0	0
BIOLOGY	25	49	21	23	8	21	9	19	63	112	175
BIOLOGY (7-12)	2	1	1	0	1	2	0	0	4	3	7
BIOLOGY/GEN SCIENCE (7-12)	0	0	0	0	0	0	0	0	0	0	0
CHEMISTRY (7-12)	0	1	0	0	0	0	0	0	0	1	1
CHEMISTRY (BA)	0	0	0	0	0	0	0	0	0	0	0
CHEMISTRY (BS)	4	4	4	2	4	5	2	0	14	11	25
CHEMISTRY/GEN SCI (7-12)	0	0	0	0	0	0	0	0	0	0	0
COMPUTER INFO SYSTEMS	3	0	5	1	5	1	2	2	15	4	19
COMPUTER SCIENCE - B.A.	9	2	6	0	6	0	7	0	28	2	30
COMPUTER SCIENCE - B.S.	19	6	7	0	5	0	11	1	42	7	49
DRAMA (BA)	9	15	6	18	9	19	8	14	32	66	98
ECONOMICS	6	1	4	0	3	2	4	0	17	3	20
ENGLISH	10	29	10	19	9	12	10	17	39	77	116

ENGLISH (7-12)	2	12	6	11	3	8	2	6	13	37	50
ENVIRONMENTAL STUDIES	5	6	7	2	3	6	8	2	23	16	39
EXPLORATORY	204	286	98	108	8	3	0	0	310	397	707
FRENCH	0	2	1	2	0	0	0	0	1	4	5
FRENCH (7-12)	0	0	1	0	0	1	0	0	1	1	2
GERMAN	0	1	0	0	0	0	1	0	1	1	2
GERMAN (7-12)	0	0	0	0	0	0	0	1	0	1	1
HISTORY	18	4	8	7	17	4	8	2	51	17	68
MATH - ECONOMICS (7-12)	0	0	0	0	0	0	0	0	0	0	0
MATH-PHYSICIS (7-12)	0	0	0	0	0	0	0	0	0	0	0
MATHEMATICS	3	2	1	3	1	1	1	2	6	8	14
MATHEMATICS (7-12)	2	3	2	2	4	6	2	6	10	17	27
MATHEMATICS-COMP SCI 7-12	0	0	0	0	0	0	0	0	0	0	0
MATH-COMPUTER SCIENCE	1	1	3	3	0	0	1	0	5	4	9
MATHEMATICS/ECONOMICS	0	0	0	0	2	1	2	0	4	1	5
MATHEMATICS/PHYSICS	1	1	2	0	3	0	0	0	6	1	7
MUSICAL THEATER	12	6	3	8	2	8	5	4	22	26	48
PHILOSOPHY	1	1	4	0	1	0	4	0	10	1	11
PHILOSOPHY-RELIGION	1	1	3	0	1	2	1	0	6	3	9
PHYSICS	10	0	7	0	2	1	1	0	20	1	21
PHYSICS (7-12)	0	0	0	0	0	0	0	0	0	0	0
PHYSICS-GENERAL SCIENCE	0	0	0	0	0	0	0	0	0	0	0
PLANNED STUDIES (BA)	0	0	0	0	5	4	4	9	9	13	22
PLANNED STUDIES (BS)	0	0	0	0	4	2	1	2	5	4	9
POLITICS	8	9	12	13	10	8	6	6	36	36	72
PSYCHOLOGY	24	61	13	32	6	32	8	23	51	148	199
RELIGIOUS STUDIES	0	0	0	0	0	0	0	0	0	0	0
SOCIAL STUDIES	0	1	0	0	0	1	1	0	1	2	3
SOCIAL STUDIES (7-12)	7	2	8	5	5	0	8	1	28	8	36
SOCIOLOGY	3	14	11	17	11	42	6	27	31	100	131
SPANISH	0	5	1	4	1	6	0	0	2	15	17
SPANISH (7-12)	1	1	0	0	0	0	0	0	1	1	2
SPEECH COMMUNICATION (BA)	1	1	8	3	4	9	1	14	14	27	41
SPEECH COMMUNICATION (BS)	0	0	0	0	0	1	0	0	0	1	1
SPEECH COMM - GENERAL	2	4	1	0	0	0	1	0	4	4	8
SPEECH COMM-TEACH ED	0	0	0	0	0	0	0	0	0	0	0
THEATER ARTS MANAGEMENT	2	2	1	1	2	3	3	5	8	11	19
THEATRICAL PRODUCTION ARTS	9	3	3	8	7	4	7	3	26	18	44
WRITING	14	16	10	11	8	10	5	3	37	40	77
SCHOOL TOTALS	438	585	299	336	172	254	156	203	1065	1378	2443
	1023		635		426		359		2443		

HUMANITIES & SCIENCES - PART TIME UNDERGRADUATE

PROGRAM/CATEGORY	FRESHMAN		SOPHOMORE		JUNIOR		SENIOR		TOTALS		GRAND TOTAL
	MEN	WOMEN	MEN	WOMEN	MEN	WOMEN	MEN	WOMEN	MEN	WOMEN	
ACTING	0	0	0	0	0	0	0	0	0	0	0
ANTHROPOLOGY	0	0	1	0	0	0	0	0	1	0	1
APPLIED ECONOMICS	0	0	0	0	0	0	0	0	0	0	0
APPLIED PSYCHOLOGY	0	0	0	0	0	0	1	0	1	0	1
ART	0	0	0	0	0	0	0	0	0	0	0
ART (BA)	0	0	0	0	0	0	0	0	0	0	0
ART (BFA)	0	0	0	0	0	0	0	0	0	0	0
ART HISTORY	0	0	0	0	0	0	0	0	0	0	0
BIOCHEMISTRY	0	0	0	0	0	0	0	0	0	0	0
BIOCHEMISTRY (7-12)	0	0	0	0	0	0	0	0	0	0	0
BIOLOGY	0	0	0	0	0	0	0	0	0	0	0
BIOLOGY (7-12)	0	0	0	0	0	0	0	0	0	0	0

BIOLOGY/GEN SCIENCE (7-12)	0	0	0	0	0	0	0	0	0	0	0
CHEMISTRY (7-12)	0	0	0	0	0	0	0	0	0	0	0
CHEMISTRY (BA)	0	0	0	0	0	0	0	0	0	0	0
CHEMISTRY (BS)	0	0	0	0	0	0	0	0	0	0	0
CHEMISTRY/GEN SCI (7-12)	0	0	0	0	0	0	0	0	0	0	0
COMPUTER INFO SYSTEMS	0	0	0	0	0	0	0	0	0	0	0
COMPUTER SCIENCE - B.A.	0	0	0	0	0	0	0	0	0	0	0
COMPUTER SCIENCE - B.S.	0	0	0	0	0	0	0	0	0	0	0
DRAMA (BA)	0	0	0	0	0	0	0	0	0	0	0
ECONOMICS	0	0	0	0	0	0	0	0	0	0	0
ENGLISH	0	0	0	0	0	0	0	0	0	0	0
ENGLISH (7-12)	0	0	0	0	0	0	0	0	0	0	0
ENVIRONMENTAL STUDIES	0	0	0	0	0	0	0	0	0	0	0
EXPLORATORY	0	0	0	0	0	0	0	0	0	0	0
FRENCH	0	0	0	0	0	0	0	0	0	0	0
FRENCH (7-12)	0	0	0	0	0	0	0	0	0	0	0
GERMAN	0	0	0	0	0	0	0	0	0	0	0
GERMAN (7-12)	0	0	0	0	0	0	0	0	0	0	0
HISTORY	0	0	0	0	0	0	0	0	0	0	0
MATH - ECONOMICS (7-12)	0	0	0	0	0	0	0	0	0	0	0
MATH-PHYSICS (7-12)	0	0	0	0	0	0	0	0	0	0	0
MATHEMATICS	0	0	0	0	0	0	1	0	1	0	1
MATHEMATICS (7-12)	0	0	0	0	0	0	0	0	0	0	0
MATHEMATICS-COMP SCI 7-12	0	0	0	0	0	0	0	0	0	0	0
MATH-COMPUTER SCIENCE	0	0	0	0	0	0	0	0	0	0	0
MATHEMATICS/ECONOMICS	0	0	0	0	0	0	0	0	0	0	0
MATHEMATICS/PHYSICS	0	0	0	0	0	0	0	0	0	0	0
MUSICAL THEATER	0	0	0	0	0	0	0	0	0	0	0
PHILOSOPHY	0	0	0	0	0	0	0	0	0	0	0
PHILOSOPHY-RELIGION	0	0	0	0	0	0	0	0	0	0	0
PHYSICS	0	0	0	0	0	0	0	0	0	0	0
PHYSICS (7-12)	0	0	0	0	0	0	0	0	0	0	0
PHYSICS-GENERAL SCIENCE	0	0	0	0	0	0	0	0	0	0	0
PLANNED STUDIES (BA)	0	0	0	0	0	0	0	0	0	0	0
PLANNED STUDIES (BS)	0	0	0	0	0	0	0	0	0	0	0
POLITICS	0	0	0	0	0	0	0	0	0	0	0
PSYCHOLOGY	0	0	0	0	0	0	0	0	0	0	0
RELIGIOUS STUDIES	0	0	0	1	0	0	0	0	0	1	1
SOCIAL STUDIES	0	0	0	0	0	0	0	0	0	0	0
SOCIAL STUDIES (7-12)	0	0	0	1	0	0	0	0	0	1	1
SOCIOLOGY	0	0	0	0	0	0	0	1	0	1	1
SPANISH	0	0	0	0	0	0	0	1	0	1	1
SPANISH (7-12)	0	0	0	0	0	0	0	0	0	0	0
SPEECH COMMUNICATION (BA)	0	0	0	0	0	0	0	1	0	1	1
SPEECH COMMUNICATION (BS)	0	0	0	0	0	0	0	0	0	0	0
SPEECH COMM - GENERAL	0	0	1	0	0	0	0	0	1	0	1
SPEECH COMM-TEACH ED	0	0	0	0	0	0	0	0	0	0	0
THEATER ARTS MANAGEMENT	0	0	0	0	0	0	0	0	0	0	0
THEATRICAL PRODUCTION ARTS	0	0	0	0	0	0	0	0	0	0	0
WRITING	0	0	0	0	0	0	0	0	0	0	0
SCHOOL TOTALS	0	0	2	2	0	0	2	3	4	5	9
	0		4		0		5		9		

Enrollment by Standing – Minor

HUMANITIES & SCIENCES - FULL TIME UNDERGRADUATE

PROGRAM/CATEGORY	FRESHMAN		SOPHOMORE		JUNIOR		SENIOR		TOTALS		GRAND
	MEN	WOMEN	MEN	WOMEN	MEN	WOMEN	MEN	WOMEN	MEN	WOMEN	TOTAL

ANTHROPOLOGY MINOR	0	1	1	1	5	7	2	6	8	15	23
ART HISTORY MINOR	0	1	0	1	4	2	3	16	7	20	27
ART MINOR	0	0	0	4	4	3	5	5	9	12	21
BIOLOGY MINOR	0	0	0	0	0	0	0	1	0	1	1
COMPARATIVE LIT MINOR	0	0	0	0	0	0	0	0	0	0	0
COMPUTER INFO SYST MINOR	0	0	0	0	2	1	0	1	2	2	4
COMPUTER INFO SCI MINOR	0	0	0	0	0	0	0	0	0	0	0
COMPUTING MINOR	0	0	0	0	1	0	2	0	3	0	3
DANCE MINOR	0	0	1	6	1	9	2	15	4	30	34
ECONOMICS MINOR	0	0	2	0	12	3	10	2	24	5	29
ENGLISH MINOR	1	0	0	0	2	10	6	10	9	20	29
ENVIRON STUDIES MINOR	0	0	1	0	1	1	2	2	4	3	7
FRENCH MINOR	0	0	1	0	1	2	1	3	3	5	8
GERMAN MINOR	0	0	0	1	1	3	1	1	2	5	7
HEALTH COMMUNIC MINOR	0	0	1	0	0	2	0	8	1	10	11
HISTORY MINOR	0	1	5	0	3	7	10	5	18	13	31
HONORS H&S	9	29	13	30	9	26	8	24	39	109	148
ITALIAN MINOR	0	0	0	0	1	4	1	2	2	6	8
MATHEMATICS MINOR	0	0	1	0	3	3	8	4	12	7	19
PHILOSOPHY MINOR	0	0	0	1	4	0	3	1	7	2	9
PHYSICS MINOR	0	0	1	0	0	0	0	0	1	0	1
POLITICS MINOR	1	0	5	2	12	6	2	4	20	12	32
PSYCHOLOGY MINOR	0	1	2	11	4	13	11	28	17	53	70
RELIGIOUS STUDIES MINOR	0	0	0	0	1	2	5	1	6	3	9
SOCIAL WORK MINOR	0	0	0	1	0	5	0	5	0	11	11
SOCIOLOGY MINOR	0	1	2	11	2	20	3	6	7	38	45
SPANISH MINOR	0	0	0	6	3	24	5	21	8	51	59
SPEECH MINOR	0	1	1	2	2	6	6	12	9	21	30
THEATER MINOR	0	0	1	0	2	3	5	7	8	10	18
WOMEN'S STUDIES MINOR	0	0	0	2	0	7	0	8	0	17	17
WRITING MINOR	0	1	4	6	5	14	17	18	26	39	65
SCHOOL TOTALS	11	36	42	85	85	183	118	216	256	520	776
	47		127		268		334		776		

HUMANITIES & SCIENCES - PART TIME UNDERGRADUATE

PROGRAM/CATEGORY	FRESHMAN		SOPHOMORE		JUNIOR		SENIOR		TOTALS		GRAND
	MEN	WOMEN	MEN	WOMEN	MEN	WOMEN	MEN	WOMEN	MEN	WOMEN	TOTAL
ANTHROPOLOGY MINOR	0	0	0	0	0	0	0	1	0	1	1
ART HISTORY MINOR	0	0	0	0	0	0	1	0	1	0	1
ART MINOR	0	0	0	0	0	0	0	0	0	0	0
BIOLOGY MINOR	0	0	0	0	0	0	0	0	0	0	0
COMPARATIVE LIT MINOR	0	0	0	0	0	0	0	0	0	0	0
COMPUTER INFO SYST MINOR	0	0	0	0	0	0	0	1	0	1	1
COMPUTER INFO SCI MINOR	0	0	0	0	0	0	0	0	0	0	0
COMPUTING MINOR	0	0	0	0	0	0	0	0	0	0	0
DANCE MINOR	0	0	0	0	0	0	0	0	0	0	0
ECONOMICS MINOR	0	0	0	0	0	0	1	0	1	0	1
ENGLISH MINOR	0	0	0	0	0	0	0	0	0	0	0
ENVIRON STUDIES MINOR	0	0	0	0	0	0	0	0	0	0	0
FRENCH MINOR	0	0	0	0	0	0	0	0	0	0	0
GERMAN MINOR	0	0	0	0	0	0	0	0	0	0	0
HEALTH COMMUNIC MINOR	0	0	0	0	0	0	0	0	0	0	0
HISTORY MINOR	0	0	0	0	0	0	0	0	0	0	0
HONORS H&S	0	0	0	0	0	0	0	0	0	0	0
ITALIAN MINOR	0	0	0	0	0	0	0	0	0	0	0
MATHEMATICS MINOR	0	0	0	0	0	0	0	0	0	0	0
PHILOSOPHY MINOR	0	0	0	0	0	0	0	0	0	0	0
PHYSICS MINOR	0	0	0	0	0	0	0	0	0	0	0

POLITICS MINOR	0	0	0	0	0	0	0	0	0	0	0	0
PSYCHOLOGY MINOR	0	0	0	0	0	0	0	0	0	0	0	0
RELIGIOUS STUDIES MINOR	0	0	0	0	0	0	0	0	0	0	0	0
SOCIAL WORK MINOR	0	0	0	0	0	0	0	0	0	0	0	0
SOCIOLOGY MINOR	0	0	0	0	0	0	0	0	0	0	0	0
SPANISH MINOR	0	0	0	0	0	0	1	0	1	0	0	1
SPEECH MINOR	0	0	0	0	0	0	0	1	0	1	1	1
THEATER MINOR	0	0	0	0	0	0	0	0	0	0	0	0
WOMEN'S STUDIES MINOR	0	0	0	0	0	0	0	0	0	0	0	0
WRITING MINOR	0	0	0	0	0	0	1	1	1	1	1	2
SCHOOL TOTALS	0	0	0	0	0	0	4	4	4	4	4	8
	0		0		0		8		8			

SCHOOL OF MUSIC UNDERGRADUATE ENROLLMENT

Enrollment by Classification – Major

MUSIC - FULL-TIME UNDERGRADUATE

PROGRAM/CATEGORY	CONTINUING		TRANSFERS		READMITS		NEW MATRICS		TOTALS		GRAND
	MALE	FEMALE	MALE	FEMALE	MALE	FEMALE	MALE	FEMALE	MALE	FEMALE	TOTAL
COMPOSITION	8	1	0	1	0	0	3	1	11	3	14
JAZZ STUDIES	7	0	2	0	1	0	2	0	12	0	12
MUSIC (BA DEGREE)	2	1	0	0	0	0	0	0	2	1	3
MUSIC (BA)	2	2	0	0	0	0	0	0	2	2	4
MUSIC EDUCATION	59	65	3	1	0	2	17	26	79	94	173
MUSIC EDUCATION GENERAL	0	0	0	0	0	0	0	0	0	0	0
MUSIC WITH OUTSIDE FIELD	7	12	0	0	0	0	4	5	11	17	28
PERFORMANCE	26	44	1	1	0	0	6	16	33	61	94
PERFORMANCE/MUSIC EDUC	35	66	1	2	1	1	9	16	46	85	131
RECORDING	10	1	0	0	0	0	3	0	13	1	14
THEORY	1	0	0	0	0	0	0	0	1	0	1
UNDECLARED MUSIC	2	1	0	0	0	0	7	7	9	8	17
SCHOOL TOTALS	159	193	7	5	2	3	51	71	219	272	491
	352		12		5		122		491		

MUSIC - PART-TIME UNDERGRADUATE

PROGRAM/CATEGORY	CONTINUING		TRANSFERS		READMITS		NEW MATRICS		TOTALS		GRAND
	MALE	FEMALE	MALE	FEMALE	MALE	FEMALE	MALE	FEMALE	MALE	FEMALE	TOTAL
COMPOSITION	0	0	0	0	0	0	0	0	0	0	0
JAZZ STUDIES	0	0	0	0	0	0	0	0	0	0	0
MUSIC (BA DEGREE)	0	0	0	0	0	0	0	0	0	0	0
MUSIC (BA)	0	0	0	0	0	0	0	0	0	0	0
MUSIC EDUCATION	2	0	0	0	0	0	0	0	2	0	2
MUSIC EDUCATION GENERAL	0	0	0	0	0	0	0	0	0	0	0
MUSIC WITH OUTSIDE FIELD	0	0	0	0	0	0	0	0	0	0	0
PERFORMANCE	0	0	0	0	0	0	0	0	0	0	0
PERFORMANCE/MUSIC EDUC	0	0	0	0	0	0	0	0	0	0	0
RECORDING	0	0	0	0	0	0	0	0	0	0	0
THEORY	0	0	0	0	0	0	0	0	0	0	0
UNDECLARED MUSIC	0	0	0	0	0	0	0	0	0	0	0
SCHOOL TOTALS	2	0	0	0	0	0	0	0	2	0	2
	2		0		0		0		2		

Enrollment by Classification – Minor

MUSIC - FULL TIME UNDERGRADUATE

PROGRAM/CATEGORY	CONTINUING		TRANSFER		READMIT		NEW MATRIC		TOTAL		GRAND
	MALE	FEMALE	MALE	FEMALE	MALE	FEMALE	MALE	FEMALE	MALE	FEMALE	TOTAL
MUSIC MINOR	11	17	0	0	0	0	0	3	11	20	31

SCHOOL TOTALS	11	17	0	0	0	0	0	3	11	20	31
	28		0		0		3		31		

MUSIC - PART TIME UNDERGRADUATE

PROGRAM/CATEGORY	CONTINUING		TRANSFER		READMIT		NEW MATRIC		TOTAL		GRAND
	MALE	FEMALE	MALE	FEMALE	MALE	FEMALE	MALE	FEMALE	MALE	FEMALE	TOTAL
MUSIC MINOR	0	0	0	0	0	0	0	0	0	0	0
SCHOOL TOTALS	0	0	0	0	0	0	0	0	0	0	0
	0		0		0		0		0		

Enrollment by Standing – Major

MUSIC - FULL TIME UNDERGRADUATE

PROGRAM/CATEGORY	FRESHMAN		SOPHOMORE		JUNIOR		SENIOR		TOTALS		GRAND
	MEN	WOMEN	MEN	WOMEN	MEN	WOMEN	MEN	WOMEN	MEN	WOMEN	TOTAL
COMPOSITION	3	2	2	1	3	0	3	0	11	3	14
JAZZ STUDIES	6	0	2	0	2	0	2	0	12	0	12
MUSIC (BA DEGREE)	0	0	1	0	1	0	0	1	2	1	3
MUSIC (BA)	0	0	0	0	1	0	1	2	2	2	4
MUSIC COMPOSITION	0	0	0	0	0	0	0	0	0	0	0
MUSIC EDUCATION	19	27	16	17	20	22	24	28	79	94	173
MUSIC EDUCATION GENERAL	0	0	0	0	0	0	0	0	0	0	0
MUSIC THEORY	0	0	0	0	0	0	0	0	0	0	0
MUSIC WITH OUTSIDE FIELD	4	6	1	2	3	4	3	5	11	17	28
PERFORMANCE	6	16	9	17	8	15	10	13	33	61	94
PERFORMANCE MUSIC	0	0	0	0	0	0	0	0	0	0	0
PERFORMANCE/MUSIC EDUC	9	16	14	20	8	26	15	23	46	85	131
RECORDING	3	0	4	0	3	0	3	1	13	1	14
THEORY	0	0	0	0	0	0	1	0	1	0	1
UNDECLARED MUSIC	7	6	2	2	0	0	0	0	9	8	17
SCHOOL TOTALS	57	73	51	59	49	67	62	73	219	272	491
	130		110		116		135		491		

MUSIC - PART TIME UNDERGRADUATE

PROGRAM/CATEGORY	FRESHMAN		SOPHOMORE		JUNIOR		SENIOR		TOTALS		GRAND
	MEN	WOMEN	MEN	WOMEN	MEN	WOMEN	MEN	WOMEN	MEN	WOMEN	TOTAL
COMPOSITION	0	0	0	0	0	0	0	0	0	0	0
JAZZ STUDIES	0	0	0	0	0	0	0	0	0	0	0
MUSIC (BA DEGREE)	0	0	0	0	0	0	0	0	0	0	0
MUSIC (BA)	0	0	0	0	0	0	0	0	0	0	0
MUSIC COMPOSITION	0	0	0	0	0	0	0	0	0	0	0
MUSIC EDUCATION	0	0	0	0	0	0	2	0	2	0	2
MUSIC EDUCATION GENERAL	0	0	0	0	0	0	0	0	0	0	0
MUSIC THEORY	0	0	0	0	0	0	0	0	0	0	0
MUSIC WITH OUTSIDE FIELD	0	0	0	0	0	0	0	0	0	0	0
PERFORMANCE	0	0	0	0	0	0	0	0	0	0	0
PERFORMANCE MUSIC	0	0	0	0	0	0	0	0	0	0	0
PERFORMANCE/MUSIC EDUC	0	0	0	0	0	0	0	0	0	0	0
RECORDING	0	0	0	0	0	0	0	0	0	0	0
THEORY	0	0	0	0	0	0	0	0	0	0	0
UNDECLARED MUSIC	0	0	0	0	0	0	0	0	0	0	0
SCHOOL TOTALS	0	0	0	0	0	0	2	0	2	0	2
	0		0		0		2		2		

Enrollment by Standing – Minor

MUSIC - FULL TIME UNDERGRADUATE

PROGRAM/CATEGORY	FRESHMAN		SOPHOMORE		JUNIOR		SENIOR		TOTALS		GRAND
	MEN	WOMEN	MEN	WOMEN	MEN	WOMEN	MEN	WOMEN	MEN	WOMEN	TOTAL
MUSIC MINOR	1	3	3	7	4	5	3	5	11	20	31

SCHOOL TOTALS	1	3	3	7	4	5	3	5	11	20	31
	4		10		9		8		31		

MUSIC - PART TIME UNDERGRADUATE

PROGRAM/CATEGORY	FRESHMAN		SOPHOMORE		JUNIOR		SENIOR		TOTALS		GRAND
	MEN	WOMEN	MEN	WOMEN	MEN	WOMEN	MEN	WOMEN	MEN	WOMEN	TOTAL
MUSIC MINOR	0	0	0	0	0	0	0	0	0	0	0
SCHOOL TOTALS	0	0	0	0	0	0	0	0	0	0	0
	0		0		0		0		0		

GERONTOLOGY INSTITUTE ENROLLMENT

Enrollment by Classification – Certificate

GERONTOLOGY - FULL TIME UNDERGRADUATE

PROGRAM/CATEGORY	CONTINUING		TRANSFERS		READMITS		NEW MATRICS		TOTALS		GRAND
	MALE	FEMALE	MALE	FEMALE	MALE	FEMALE	MALE	FEMALE	MALE	FEMALE	TOTAL
GERONTOLOGY BA	0	1	0	0	0	0	0	0	0	1	1
GERONTOLOGY BS	0	1	0	0	0	0	0	0	0	1	1
GERONTOLOGY CERT. PROG	0	0	0	0	0	0	0	0	0	0	0
SCHOOL TOTALS	0	2	0	0	0	0	0	0	0	2	2
	0		0		0		0		0		

Enrollment by Classification – Certificate

GERONTOLOGY - PART TIME UNDERGRADUATE

PROGRAM/CATEGORY	CONTINUING		TRANSFERS		READMITS		NEW MATRICS		TOTALS		GRAND
	MALE	FEMALE	MALE	FEMALE	MALE	FEMALE	MALE	FEMALE	MALE	FEMALE	TOTAL
GERONTOLOGY BA	0	0	0	0	0	0	0	0	0	0	0
GERONTOLOGY BS	0	1	0	0	0	0	0	0	0	1	1
GERONTOLOGY CERT. PROG	0	1	0	1	0	0	1	1	1	3	4
SCHOOL TOTALS	0	2	0	1	0	0	1	1	1	4	5
	2		1		0		2		5		

Enrollment by Classification – Minor

GERONTOLOGY - FULL TIME UNDERGRADUATE

PROGRAM/CATEGORY	CONTINUING		TRANSFERS		READMITS		NEW MATRICS		TOTALS		GRAND
	MALE	FEMALE	MALE	FEMALE	MALE	FEMALE	MALE	FEMALE	MALE	FEMALE	TOTAL
GERONTOLOGY MINOR	3	19	0	0	0	0	0	0	3	19	22
SCHOOL TOTALS	3	19	0	0	0	0	0	0	3	19	22
	22		0		0		0		22		

Enrollment by Classification – Minor

GERONTOLOGY - PART TIME UNDERGRADUATE

PROGRAM/CATEGORY	CONTINUING		TRANSFERS		READMITS		NEW MATRICS		TOTALS		GRAND
	MALE	FEMALE	MALE	FEMALE	MALE	FEMALE	MALE	FEMALE	MALE	FEMALE	TOTAL
GERONTOLOGY MINOR	0	0	0	0	0	0	0	0	0	0	0
SCHOOL TOTALS	0	0	0	0	0	0	0	0	0	0	0
	0		0		0		0		0		

Enrollment by Standing – Certificate

GERONTOLOGY - FULL TIME UNDERGRADUATE

PROGRAM/CATEGORY	FRESHMAN		SOPHOMORE		JUNIOR		SENIOR		TOTALS		GRAND
	MEN	WOMEN	MEN	WOMEN	MEN	WOMEN	MEN	WOMEN	MEN	WOMEN	TOTAL
GERONTOLOGY BA	0	0	0	1	0	0	0	0	0	1	1
GERONTOLOGY BS	0	0	0	0	0	1	0	0	0	1	1
GERONTOLOGY CERT. PROG	0	0	0	0	0	0	0	0	0	0	0
SCHOOL TOTALS	0	0	0	1	0	1	0	0	0	2	2
	0		1		1		0		2		

Enrollment by Standing – Certificate

GERONTOLOGY - PART TIME UNDERGRADUATE

PROGRAM/CATEGORY	FRESHMAN		SOPHOMORE		JUNIOR		SENIOR		TOTALS		GRAND
	MEN	WOMEN	MEN	WOMEN	MEN	WOMEN	MEN	WOMEN	MEN	WOMEN	TOTAL
GERONTOLOGY BA	0	0	0	0	0	0	0	0	0	0	0
GERONTOLOGY BS	0	0	0	0	0	1	0	0	0	1	1
GERONTOLOGY CERT. PROG	1	3	0	0	0	0	0	0	1	3	4
SCHOOL TOTALS	1	3	0	0	0	1	0	0	1	4	5
	4		0		1		0		5		

Enrollment by Standing - Minor

GERONTOLOGY - FULL TIME UNDERGRADUATE

PROGRAM/CATEGORY	FRESHMAN		SOPHOMORE		JUNIOR		SENIOR		TOTALS		GRAND
	MEN	WOMEN	MEN	WOMEN	MEN	WOMEN	MEN	WOMEN	MEN	WOMEN	TOTAL
GERONTOLOGY MINOR	0	0	0	5	1	4	2	10	3	19	22
SCHOOL TOTALS	0	0	0	5	1	4	2	10	3	19	22
	0		5		5		12		22		

Enrollment by Standing - Minor

GERONTOLOGY - PART TIME UNDERGRADUATE

PROGRAM/CATEGORY	FRESHMAN		SOPHOMORE		JUNIOR		SENIOR		TOTALS		GRAND
	MEN	WOMEN	MEN	WOMEN	MEN	WOMEN	MEN	WOMEN	MEN	WOMEN	TOTAL
GERONTOLOGY MINOR	0	0	0	0	0	0	0	0	0	0	0
SCHOOL TOTALS	0	0	0	0	0	0	0	0	0	0	0
	0		0		0		1		1		

CONTINUING EDUCATION ENROLLMENT

Enrollment by Classification

CONTINUING EDUCATION - FULL TIME UNDERGRADUATE

PROGRAM/CATEGORY	CONTINUING		TRANSFERS		READMITS		NEW MATRICS		TOTALS		GRAND
	MALE	FEMALE	MALE	FEMALE	MALE	FEMALE	MALE	FEMALE	MALE	FEMALE	TOTAL
EXTRAMURAL-ITHACA COLLEGE	0	2	0	1	0	0	6	2	6	5	11
EXTRAMURAL-LOS ANGELES	0	0	0	0	0	0	0	0	0	0	0
SCHOOL TOTALS	0	2	0	1	0	0	6	2	6	5	11
	2		1		0		8		11		

Enrollment by Classification

CONTINUING EDUCATION - PART TIME UNDERGRADUATE

PROGRAM/CATEGORY	CONTINUING		TRANSFERS		READMITS		NEW MATRICS		TOTALS		GRAND
	MALE	FEMALE	MALE	FEMALE	MALE	FEMALE	MALE	FEMALE	MALE	FEMALE	TOTAL
EXTRAMURAL-ITHACA COLLEGE	17	16	6	1	0	0	22	23	45	40	85
EXTRAMURAL-LOS ANGELES	0	0	0	0	0	0	0	0	0	0	0
SCHOOL TOTALS	17	16	6	1	0	0	22	23	45	40	85
	33		7		0		45		85		

Enrollment by Standing

CONTINUING EDUCATION - FULL TIME UNDERGRADUATE

PROGRAM/CATEGORY	FRESHMAN		SOPHOMORE		JUNIOR		SENIOR		TOTALS		GRAND
	MEN	WOMEN	MEN	WOMEN	MEN	WOMEN	MEN	WOMEN	MEN	WOMEN	TOTAL
EXTRAMURAL-ITHACA COLLEGE	6	4	0	1	0	0	0	0	6	5	11
EXTRAMURAL-LOS ANGELES	0	0	0	0	0	0	0	0	0	0	0
SCHOOL TOTALS	6	4	0	1	0	0	0	0	6	5	11
	10		1		0		0		11		

Enrollment by Standing

CONTINUING EDUCATION - PART TIME UNDERGRADUATE

PROGRAM/CATEGORY	FRESHMAN		SOPHOMORE		JUNIOR		SENIOR		TOTALS		GRAND
	MEN	WOMEN	MEN	WOMEN	MEN	WOMEN	MEN	WOMEN	MEN	WOMEN	TOTAL
EXTRAMURAL-ITHACA COLLEGE	43	39	0	0	0	0	2	1	45	40	85
EXTRAMURAL-LOS ANGELES	0	0	0	0	0	0	0	0	0	0	0
SCHOOL TOTALS	43	39	0	0	0	0	2	1	45	40	85
	82		0		0		3		85		

INTERNATIONAL PROGRAMS ENROLLMENT

Enrollment by Classification

INTERNATIONAL PROGRAMS - FULL TIME UNDERGRADUATE

PROGRAM/CATEGORY	CONTINUING		TRANSFERS		READMITS		NEW MATRICS		TOTALS		GRAND
	MALE	FEMALE	MALE	FEMALE	MALE	FEMALE	MALE	FEMALE	MALE	FEMALE	TOTAL
EXTRAMURAL-EXCHANGE	0	0	0	0	0	0	8	8	8	8	16
EXTRAMURAL-FOREIGN	0	0	0	0	0	0	0	0	0	0	0
EXTRAMURAL-LONDON	0	0	0	0	0	0	0	0	0	0	0
SCHOOL TOTALS	0	0	0	0	0	0	8	8	8	8	16
	0		0		0		16		16		

Enrollment by Classification

INTERNATIONAL PROGRAMS - PART TIME UNDERGRADUATE

PROGRAM/CATEGORY	CONTINUING		TRANSFERS		READMITS		NEW MATRICS		TOTALS		GRAND
	MALE	FEMALE	MALE	FEMALE	MALE	FEMALE	MALE	FEMALE	MALE	FEMALE	TOTAL
EXTRAMURAL-EXCHANGE	0	0	0	0	0	0	0	0	0	0	0
EXTRAMURAL-FOREIGN	0	0	0	0	0	0	0	0	0	0	0
EXTRAMURAL-LONDON	0	0	0	0	0	0	0	0	0	0	0
SCHOOL TOTALS	0	0	0	0	0	0	0	0	0	0	0
	0		0		0		0		0		

Enrollment by Standing

INTERNATIONAL PROGRAMS - FULL TIME UNDERGRADUATE

PROGRAM/CATEGORY	FRESHMAN		SOPHOMORE		JUNIOR		SENIOR		TOTALS		GRAND
	MEN	WOMEN	MEN	WOMEN	MEN	WOMEN	MEN	WOMEN	MEN	WOMEN	TOTAL
EXTRAMURAL-EXCHANGE	8	8	0	0	0	0	0	0	8	8	16
EXTRAMURAL-FOREIGN	0	0	0	0	0	0	0	0	0	0	0
EXTRAMURAL-LONDON	0	0	0	0	0	0	0	0	0	0	0
SCHOOL TOTALS	8	8	0	0	0	0	0	0	8	8	16
	16		0		0		0		16		

Enrollment by Standing

INTERNATIONAL PROGRAMS - PART TIME UNDERGRADUATE

PROGRAM/CATEGORY	FRESHMAN		SOPHOMORE		JUNIOR		SENIOR		TOTALS		GRAND
	MEN	WOMEN	MEN	WOMEN	MEN	WOMEN	MEN	WOMEN	MEN	WOMEN	TOTAL
EXTRAMURAL-EXCHANGE	0	0	0	0	0	0	0	0	0	0	0
EXTRAMURAL-FOREIGN	0	0	0	0	0	0	0	0	0	0	0
EXTRAMURAL-LONDON	0	0	0	0	0	0	0	0	0	0	0
SCHOOL TOTALS	0	0	0	0	0	0	0	0	0	0	0
	0		0		0		0		0		

DIVISION OF GRADUATE STUDIES

School Summary

FULL TIME GRADUATE SCHOOL/CATEGORY	CONTINUING		NEW MATRICS		TRANSFERS		TOTALS		GRAND
	MEN	WOMEN	MEN	WOMEN	MEN	WOMEN	MEN	WOMEN	TOTAL
FULL TIME GRADUATE									
BUSINESS	0	0	7	3	0	0	7	3	10
COMMUNICATIONS	3	7	2	7	0	0	5	14	19
HLTH SCIENCES & HUMAN PERFR	7	54	23	90	0	0	30	144	174
MUSIC	6	12	3	11	0	0	9	23	32
SCHOOL TOTALS	16	73	35	111	0	0	51	184	235
	89		146		0		235		
PART TIME GRADUATE									
BUSINESS	2	1	1	0	0	0	3	1	4
COMMUNICATIONS	2	5	0	0	0	0	2	5	7
HLTH SCIENCES & HUMAN PERFR	1	7	1	1	0	0	2	8	10
MUSIC	1	2	2	1	0	0	3	3	6
SCHOOL TOTALS	6	15	4	2	0	0	10	17	27
	21		6		0		27		

Enrollment by Classification – Major

BUSINESS - FULL TIME GRADUATE

PROGRAM/CATEGORY	CONTINUING		TRANSFERS		READMITS		NEW MATRICS		GRAND
	MALE	FEMALE	MALE	FEMALE	MALE	FEMALE	MALE	FEMALE	TOTAL
BUSINESS (MBA)	0	0	7	3	0	0	7	3	10
SCHOOL TOTALS	0	0	7	3	0	0	7	3	10
	0		10		0		10		

COMMUNICATIONS - FULL TIME GRADUATE

PROGRAM/CATEGORY	CONTINUING		TRANSFERS		READMITS		NEW MATRICS		GRAND
	MALE	FEMALE	MALE	FEMALE	MALE	FEMALE	MALE	FEMALE	TOTAL
COMMUNICATIONS (MS)	3	7	2	7	0	0	5	14	19
SCHOOL TOTALS	3	7	2	7	0	0	5	14	19
	10		9		0		19		

HLTH SCIENCES & HUMAN PERFRMCE - FULL TIME GRADUATE

PROGRAM/CATEGORY	CONTINUING		TRANSFERS		READMITS		NEW MATRICS		GRAND
	MALE	FEMALE	MALE	FEMALE	MALE	FEMALE	MALE	FEMALE	TOTAL
AUDIOLOGY (MS)	0	0	0	0	0	0	0	0	0
CLIN SCI/PHYS THER (MS)	2	0	12	67	0	0	14	67	81
EXERCISE & SPORT SCI (MS)	3	6	11	12	0	0	14	18	32
OCCUP SCI/OCC THER (MS)	1	26	0	0	0	0	1	26	27
SPEECH-LANGU PATH (MS)	1	21	0	6	0	0	1	27	28
TCH SPCH & HEARING (MS)	0	1	0	5	0	0	0	6	6
SCHOOL TOTALS	7	54	23	90	0	0	30	144	174
	61		113		0		174		

MUSIC - FULL TIME GRADUATE

PROGRAM/CATEGORY	CONTINUING		TRANSFERS		READMITS		NEW MATRICS		GRAND
	MALE	FEMALE	MALE	FEMALE	MALE	FEMALE	MALE	FEMALE	TOTAL
BRASSES (MM)	0	0	0	0	0	0	0	0	0
COMPOSITION (MM)	1	0	0	0	0	0	1	0	1
CONDUCTING (MM)	1	2	1	2	0	0	2	4	6
MUSIC EDUCATION (MM)	1	3	1	2	0	0	2	5	7
MUSIC EDUCATION (MS)	0	0	0	0	0	0	0	0	0
PERFORMANCE (MM)	3	7	1	6	0	0	4	13	17
STRINGS (MM)	0	0	0	0	0	0	0	0	0

SUZUKI PEDAGOGY (MM)	0	0	0	1	0	0	0	1	1
THEORY (MM)	0	0	0	0	0	0	0	0	0
WOODWINDS (MM)	0	0	0	0	0	0	0	0	0
SCHOOL TOTALS	6	12	3	11	0	0	9	23	32
	18		14		0		32		

BUSINESS - PART TIME GRADUATE

PROGRAM/CATEGORY	CONTINUING		TRANSFERS		READMITS		NEW MATRICS		GRAND
	MALE	FEMALE	MALE	FEMALE	MALE	FEMALE	MALE	FEMALE	TOTAL
BUSINESS (MBA)	2	1	1	0	0	0	3	1	4
SCHOOL TOTALS	2	1	1	0	0	0	3	1	4
	3		1		0		4		

COMMUNICATIONS - PART TIME GRADUATE

PROGRAM/CATEGORY	CONTINUING		TRANSFERS		READMITS		NEW MATRICS		GRAND
	MALE	FEMALE	MALE	FEMALE	MALE	FEMALE	MALE	FEMALE	TOTAL
COMMUNICATIONS (MS)	2	5	0	0	0	0	2	5	7
SCHOOL TOTALS	2	5	0	0	0	0	2	5	7
	7		0		0		7		

HLTH SCIENCES & HUMAN PERFORMCE - PART TIME GRADUATE

PROGRAM/CATEGORY	CONTINUING		TRANSFERS		READMITS		NEW MATRICS		GRAND
	MALE	FEMALE	MALE	FEMALE	MALE	FEMALE	MALE	FEMALE	TOTAL
AUDIOLOGY (MS)	0	0	0	0	0	0	0	0	0
CLIN SCI/PHYS THER (MS)	1	0	0	0	0	0	1	0	1
EXERCISE & SPORT SCI (MS)	0	5	1	0	0	0	1	5	6
OCCUP SCI/OCC THER (MS)	0	0	0	0	0	0	0	0	0
SPEECH-LANGU PATH (MS)	0	2	0	0	0	0	0	2	2
TCH SPCH & HEARING (MS)	0	0	0	1	0	0	0	1	1
SCHOOL TOTALS	1	7	1	1	0	0	2	8	10
	8		2		0		10		

MUSIC - PART TIME GRADUATE

PROGRAM/CATEGORY	CONTINUING		TRANSFERS		READMITS		NEW MATRICS		GRAND
	MALE	FEMALE	MALE	FEMALE	MALE	FEMALE	MALE	FEMALE	TOTAL
BRASSES (MM)	0	0	0	0	0	0	0	0	0
COMPOSITION (MM)	0	0	0	0	0	0	0	0	0
CONDUCTING (MM)	0	0	0	0	0	0	0	0	0
MUSIC EDUCATION (MM)	0	2	1	0	0	0	1	2	3
MUSIC EDUCATION (MS)	1	0	0	0	0	0	1	0	1
PERFORMANCE (MM)	0	0	1	1	0	0	1	1	2
STRINGS (MM)	0	0	0	0	0	0	0	0	0
SUZUKI PEDAGOGY (MM)	0	0	0	0	0	0	0	0	0
THEORY (MM)	0	0	0	0	0	0	0	0	0
WOODWINDS (MM)	0	0	0	0	0	0	0	0	0
SCHOOL TOTALS	1	2	2	1	0	0	3	3	6
	3		3		0		6		

OPENING ENROLLMENT GLOSSARY

Degree Credit: Students enrolled in courses for credit that are recognized by Ithaca College as seeking a degree.

Full-time Undergraduate: A student enrolled at the undergraduate level for 12 or more credits.

Affiliate: A system whereby students at Ithaca College enroll at another college in which Ithaca College has an affiliation agreement (domestic and international) and are guaranteed appropriate academic credit for their study. Grades received are calculated into their GPA and for all purposes are considered to be enrolled at Ithaca College.

Ex-Mu: A student enrolled on a course-by-course basis without being admitted (matriculated) into a degree or certificate program.

FTE: Full-time equivalent for undergraduate students is the sum of credit hours attempted divided by 15. Full-time equivalent for graduate students is the sum of credit hours attempted divided by 12.

Full-time graduate: A student enrolled at the graduate level for 9 or more credits.

New Matrics: A student attending Ithaca College for the first time at the level enrolled (Undergraduate, Graduate, Ex-Mu)

Non-degree: A student attending Ithaca College with enrollment in courses for credit but not seeking a degree or certificate.

Freshman: A student enrolled in an undergraduate degree program who has completed between 0 and 29.9 credits from all sources.

Sophomore: A student enrolled in an undergraduate degree program who has completed between 30 and 59.9 credits from all sources.

Junior: A student enrolled in an undergraduate degree program who has completed between 60 and 89.9 credits from all sources.

Senior: A student enrolled in an undergraduate degree program who has completed at least 90.0 credits from all sources.

Note: Students with more than one declared major or minor are reflected in the majors and minors breakdown. The headcount is an unduplicated number.