

# ITHACA COLLEGE

## OFFICIAL OPENING ENROLLMENT

### FALL 2003

September 22, 2003



---

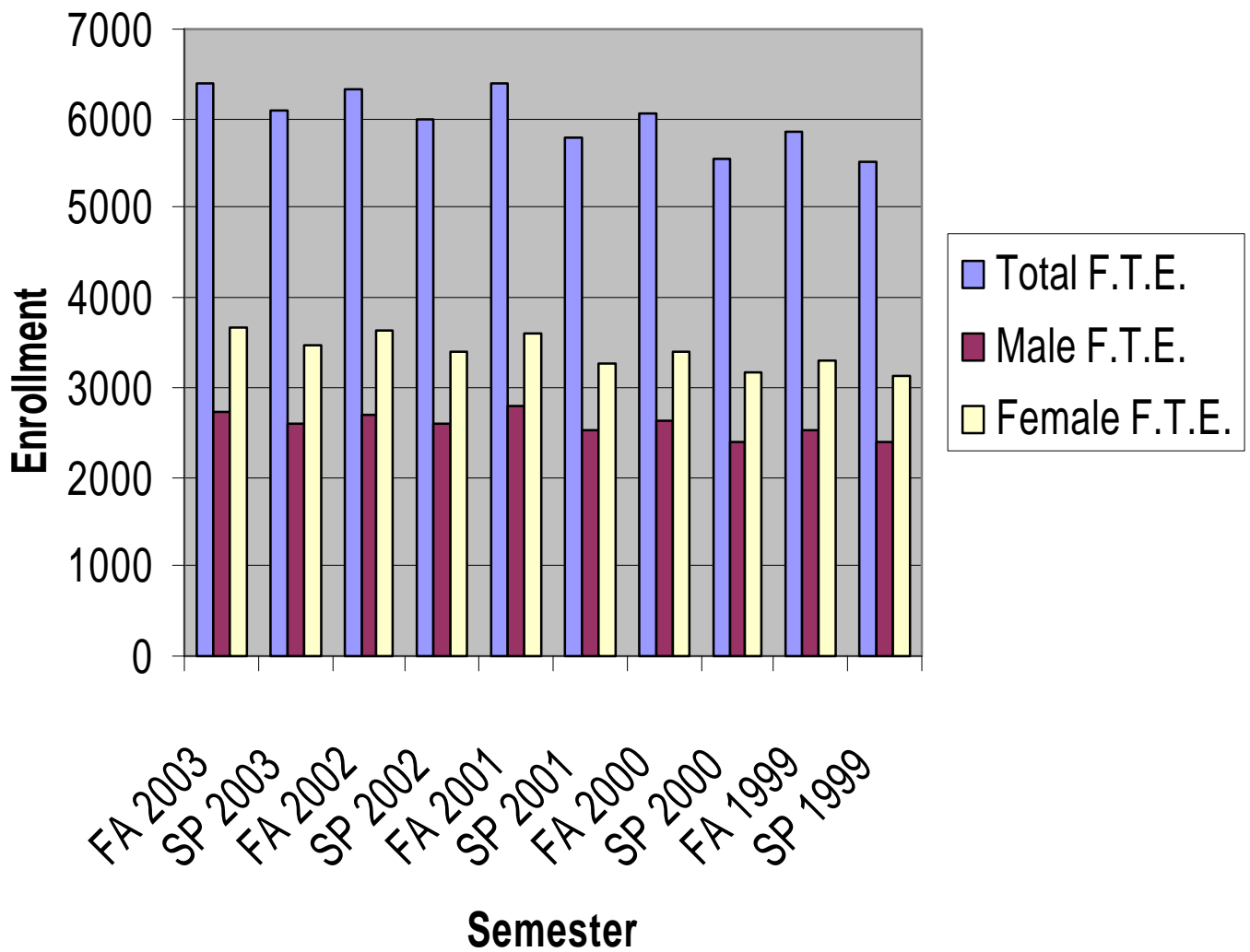
CONTENTS:	Page
College Summary	1
Undergraduate Summary	3
School of Business	5
Park School of Communications	7
Division of Interdisciplinary Studies	9
School of Health Sciences & Human Performance	11
School of Humanities & Sciences	15
School of Music	24
Continuing Education	26
International Programs	27
Division of Graduate Studies	28
Opening Enrollment Glossary	30

---

# COLLEGE SUMMARY – Fall 2003

CLASSIFICATION		MALE HEADCOUNT	MALE F.T.E.	FEMALE HEADCOUNT	FEMALE F.T.E.	TOTAL HEADCOUNT	TOTAL F.T.E.
<b>UNDERGRADUATE</b>							
DEGREE CREDIT							
	FULL TIME						
		Ithaca College	2568	2568	3370	3370	5938
		Los Angeles	21	21	26	26	47
		London	19	19	35	35	54
		Washington	2	2	5	5	7
		Affiliate	15	15	37	37	52
	FULL TIME DEGREE CR TOTAL		2625	2625	3473	3473	6098
	PART TIME						
		Ithaca College	27	13.8	34	16.2	61
	PART TIME DEGREE CR TOTAL		15	27	13.8	34	16.2
	DEGREE CREDIT TOTAL		2652	2638.8	3507	3489.2	6159
NON DEGREE CREDIT (INCL CONT ED)							
	FULL TIME						
		Ithaca College	10	10	3	3	13
		Los Angeles	0	0	1	1	1
		London	0	0	1	1	1
	FULL TIME NON DEGREE TOTAL		10	10	5	5	15
	PART TIME						
		Cornell Exchange	10	2.4	12	3.4	22
		Ithaca College	17	5.2	36	7.4	53
		Owego- Lockheed	5	1.3	5	1.3	10
		Wells Exchange	0	0	1	0.3	1
	PART TIME NON DEGREE TOTAL		32	8.8	54	12.4	86
	NON-DEGREE TOTAL		42	18.8	59	17.4	36.2
	<b>UNDERGRADUATE TOTAL</b>		2694	2657.7	3566	3506.6	6260
							6164.3
<b>GRADUATE STUDIES AND CONT EDUC</b>							
GRADUATE STUDIES							
	FULL TIME		63	63	155	155	218
	PART TIME		11	4.6	2	1.3	5.9
	GRADUATE TOTAL		74	67.6	157	156.3	223.9
	EXMU (GRAD)						
	FULL TIME		0	0	0	0	0
	PART TIME		1	0.7	4	1.3	2
	EXMU TOTAL		1	0.7	4	1.3	2
	<b>GRADUATE AND CONT EDUC TOTAL</b>		75	68.2	161	157.7	225.9
	ITHACA COLLEGE ENROLLMENT		2769	2725.9	3727	3664.3	6496
							6390.1

# Total Full Time Equivalent 5-Year Trend Analysis



## UNDERGRADUATE SUMMARY

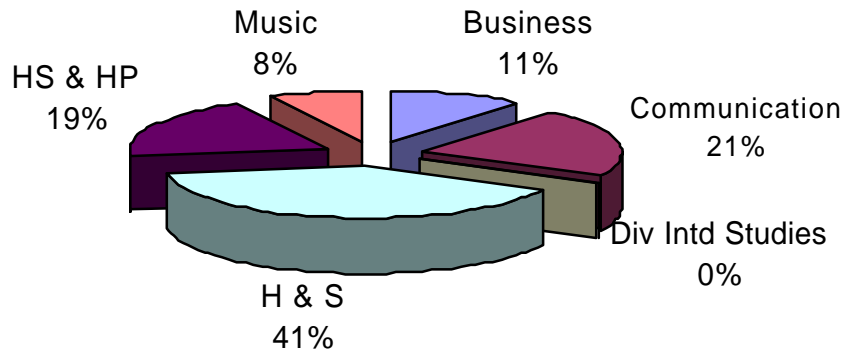
### Total Matriculated Undergraduate Enrollment by Classification

SCHOOL/CATEGORY	CONTINUING		TRANSFERS		READMITS		NEW MATRICS		TOTALS		GRAND
	MALE	FEMALE	MALE	FEMALE	MALE	FEMALE	MALE	FEMALE	MALE	FEMALE	TOTAL
<b>FULL TIME UNDERGRADUATE</b>											
BUSINESS	282	176	11	6	2	1	105	73	400	256	656
COMMUNICATIONS	442	554	7	16	3	0	129	156	581	726	1307
DIVISION OF INTERDISCIPLINARY STUDIES HUMANITIES & SCIENCES	1	7	0	0	0	1	0	1	1	9	10
HLTH SCIENCES & HUMAN PERFRMCE	722	966	23	26	9	4	302	430	1056	1426	2482
MUSIC	290	600	9	12	3	0	79	176	381	788	1169
	143	183	8	6	0	1	55	78	206	268	474
<b>SCHOOL TOTALS</b>	1880	2486	58	66	17	7	670	914	2625	3473	6098
	4366		124		24		1584		6098		
<b>PART TIME UNDERGRADUATE</b>											
BUSINESS	4	4	0	2	0	0	0	0	4	6	10
COMMUNICATIONS	9	5	0	0	0	0	0	0	9	5	14
DIVISION OF INTERDISCIPLINARY STUDIES HUMANITIES & SCIENCES	1	1	0	0	0	0	0	0	1	1	2
HLTH SCIENCES & HUMAN PERFRMCE	6	6	1	0	0	0	0	1	7	7	14
MUSIC	3	11	0	1	0	0	0	0	3	12	15
	3	4	0	0	0	0	0	0	3	4	7
<b>SCHOOL TOTALS</b>	26	31	1	3	0	0	0	1	27	35	62
	57		4		0		1		62		

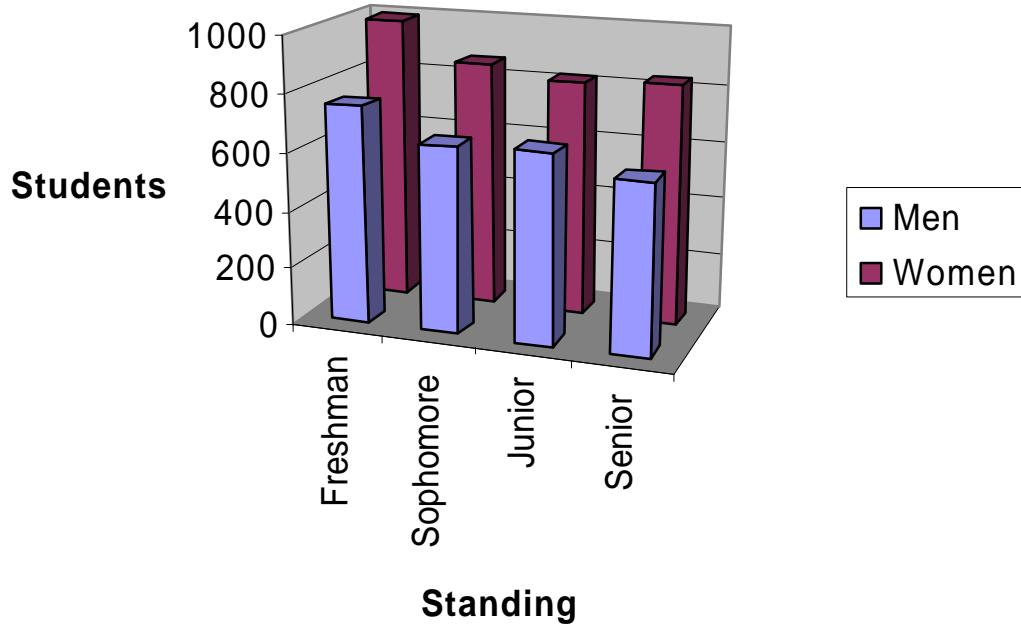
### Total Matriculated Undergraduate Enrollment by Standing

SCHOOL/CATEGORY	FRESHMAN		SOPHOMORE		JUNIOR		SENIOR		TOTALS		GRAND
	MEN	WOMEN	MEN	WOMEN	MEN	WOMEN	MEN	WOMEN	MEN	WOMEN	TOTAL
<b>FULL TIME UNDERGRADUATE</b>											
BUSINESS	123	85	103	54	112	61	62	56	400	256	656
COMMUNICATIONS	137	169	131	193	156	200	157	164	581	726	1307
DIVISION OF INTERDISCIPLINARY STUDIES HUMANITIES & SCIENCES	0	2	1	1	0	5	0	1	1	9	10
HLTH SCIENCES & HUMAN PERFRMCE	355	481	283	355	228	330	190	260	1056	1426	2482
MUSIC	88	178	88	191	107	165	98	254	381	788	1169
	55	76	40	63	51	54	60	75	206	268	474
<b>SCHOOL TOTALS</b>	758	991	646	857	654	815	567	810	2625	3473	6098
	1749		1503		1469		1377		6098		
<b>PART TIME UNDERGRADUATE</b>											
BUSINESS	0	0	0	0	0	2	4	4	4	6	10
COMMUNICATIONS	0	0	2	0	0	1	7	4	9	5	14
DIVISION OF INTERDISCIPLINARY STUDIES HUMANITIES & SCIENCES	0	1	0	0	0	0	1	0	1	1	2
HLTH SCIENCES & HUMAN PERFRMCE	0	1	0	2	0	2	7	2	7	7	14
MUSIC	0	0	0	0	1	0	2	12	3	12	15
	0	0	0	0	0	0	3	4	3	4	7
<b>SCHOOL TOTALS</b>	0	2	2	2	1	5	24	26	27	35	62
	2		4		6		50		62		

### Fall 2003 Undergraduate Enrollment by School



### Fall 2003 Total Undergraduate Enrollment By Standing



## SCHOOL OF BUSINESS UNDERGRADUATE ENROLLMENT

### Enrollment by Classification – Major

#### BUSINESS - FULL-TIME UNDERGRADUATE ENROLLMENT

PROGRAM/CATEGORY	CONTINUING		TRANSFERS		READMITS		NEW MATRICS		TOTALS		GRAND
	MALE	FEMALE	MALE	FEMALE	MALE	FEMALE	MALE	FEMALE	MALE	FEMALE	TOTAL
ACCOUNTING	23	25	3	2	0	0	3	6	29	33	62
BUSINESS ADMINISTRATION	259	151	8	4	2	1	102	67	371	223	594
FINANCE	0	0	0	0	0	0	0	0	0	0	0
HUMAN RESOURCE MGMT	0	0	0	0	0	0	0	0	0	0	0
INT'L BUS CERTIFICATE PGM	0	0	0	0	0	0	0	0	0	0	0
INTERNATIONAL BUSINESS	0	0	0	0	0	0	0	0	0	0	0
MANAGEMENT	0	0	0	0	0	0	0	0	0	0	0
MARKETING	0	0	0	0	0	0	0	0	0	0	0
SCHOOL TOTALS	282	176	11	6	2	1	105	73	400	256	656
	458		17		3		178		656		

#### BUSINESS - PART-TIME UNDERGRADUATE ENROLLMENT

PROGRAM/CATEGORY	CONTINUING		TRANSFERS		READMITS		NEW MATRICS		TOTALS		GRAND
	MALE	FEMALE	MALE	FEMALE	MALE	FEMALE	MALE	FEMALE	MALE	FEMALE	TOTAL
ACCOUNTING	0	1	0	0	0	0	0	0	0	1	1
BUSINESS ADMINISTRATION	4	3	0	2	0	0	0	0	4	5	9
FINANCE	0	0	0	0	0	0	0	0	0	0	0
HUMAN RESOURCE MGMT	0	0	0	0	0	0	0	0	0	0	0
INT'L BUS CERTIFICATE PGM	0	0	0	0	0	0	0	0	0	0	0
INTERNATIONAL BUSINESS	0	0	0	0	0	0	0	0	0	0	0
MANAGEMENT	0	0	0	0	0	0	0	0	0	0	0
MARKETING	0	0	0	0	0	0	0	0	0	0	0
SCHOOL TOTALS	4	4	0	2	0	0	0	0	4	6	10
	8		2		0		0		10		

### Enrollment by Classification – Minor

#### BUSINESS - FULL TIME UNDERGRADUATE

PROGRAM/CATEGORY	CONTINUING		TRANSFER		READMIT		NEW MATRIC		TOTAL		GRAND
	MALE	FEMALE	MALE	FEMALE	MALE	FEMALE	MALE	FEMALE	MALE	FEMALE	TOTAL
CORP FINANCE MINOR	0	0	0	0	0	0	0	0	0	0	0
FINANCE MINOR	7	6	0	0	0	0	0	0	7	6	13
FINANCIAL INST. MINOR	0	0	0	0	0	0	0	0	0	0	0
FIN INVESTMENTS MINOR	0	0	0	0	0	0	0	0	0	0	0
GENERAL BUSINESS MINOR	18	23	0	0	0	0	0	0	18	23	41
INT'L BUS STUDIES MINOR	1	4	0	0	0	0	0	0	1	4	5
MANAGEMENT MINOR	2	4	0	0	0	0	0	0	2	4	6
MARKETING MINOR	3	16	0	0	0	0	0	0	3	16	19
ORG'L STUDIES MINOR	0	0	0	0	0	0	0	0	0	0	0
SCHOOL TOTALS	31	53	0	0	0	0	0	0	31	53	84
	84		0		0		0		84		

#### BUSINESS - PART TIME UNDERGRADUATE

PROGRAM/CATEGORY	CONTINUING		TRANSFER		READMIT		NEW MATRIC		TOTAL		GRAND
	MALE	FEMALE	MALE	FEMALE	MALE	FEMALE	MALE	FEMALE	MALE	FEMALE	TOTAL
CORP FINANCE MINOR	0	0	0	0	0	0	0	0	0	0	0
FINANCE MINOR	0	0	0	0	0	0	0	0	0	0	0
FINANCIAL INST MINOR	0	0	0	0	0	0	0	0	0	0	0
FIN INVESTMENTS MINOR	0	0	0	0	0	0	0	0	0	0	0
GENERAL BUSINESS MINOR	2	0	0	0	0	0	0	0	2	0	2
INT'L BUS STUDIES MINOR	0	0	0	0	0	0	0	0	0	0	0
MANAGEMENT MINOR	0	0	0	0	0	0	0	0	0	0	0
MARKETING MINOR	0	0	0	0	0	0	0	0	0	0	0
ORG'L STUDIES MINOR	0	0	0	0	0	0	0	0	0	0	0

SCHOOL TOTALS	2	0	0	0	0	0	0	0	0	2	0	2
	2		0		0		0		2			

### Enrollment by Standing – Major

#### BUSINESS - FULL TIME UNDERGRADUATE

PROGRAM/CATEGORY	FRESHMAN		SOPHOMORE		JUNIOR		SENIOR		TOTALS		GRAND
	MEN	WOMEN	MEN	WOMEN	MEN	WOMEN	MEN	WOMEN	MEN	WOMEN	TOTAL
ACCOUNTING	3	8	12	6	10	9	4	10	29	33	62
BUSINESS ADMINISTRATION	120	77	91	48	102	52	58	46	371	223	594
FINANCE	0	0	0	0	0	0	0	0	0	0	0
HUMAN RESOURCE MGMT	0	0	0	0	0	0	0	0	0	0	0
INT'L BUS CERTIFICATE PGM	0	0	0	0	0	0	0	0	0	0	0
INTERNATIONAL BUSINESS	0	0	0	0	0	0	0	0	0	0	0
MANAGEMENT	0	0	0	0	0	0	0	0	0	0	0
MARKETING	0	0	0	0	0	0	0	0	0	0	0
SCHOOL TOTALS	123	85	103	54	112	61	62	56	400	256	656
	208		157		173		118		656		

#### BUSINESS - PART TIME UNDERGRADUATE

PROGRAM/CATEGORY	FRESHMAN		SOPHOMORE		JUNIOR		SENIOR		TOTALS		GRAND
	MEN	WOMEN	MEN	WOMEN	MEN	WOMEN	MEN	WOMEN	MEN	WOMEN	TOTAL
ACCOUNTING	0	0	0	0	0	0	0	1	0	1	1
BUSINESS ADMINISTRATION	0	0	0	0	0	2	4	3	4	5	9
FINANCE	0	0	0	0	0	0	0	0	0	0	0
HUMAN RESOURCE MGMT	0	0	0	0	0	0	0	0	0	0	0
INT'L BUS CERTIFICATE PGM	0	0	0	0	0	0	0	0	0	0	0
INTERNATIONAL BUSINESS	0	0	0	0	0	0	0	0	0	0	0
MANAGEMENT	0	0	0	0	0	0	0	0	0	0	0
MARKETING	0	0	0	0	0	0	0	0	0	0	0
SCHOOL TOTALS	0	0	0	0	0	2	4	4	4	6	10
	0		0		2		8		10		

### Enrollment by Standing – Minor

#### BUSINESS - FULL TIME UNDERGRADUATE

PROGRAM/CATEGORY	FRESHMAN		SOPHOMORE		JUNIOR		SENIOR		TOTALS		GRAND
	MEN	WOMEN	MEN	WOMEN	MEN	WOMEN	MEN	WOMEN	MEN	WOMEN	TOTALS
CORP FINANCE MINOR	0	0	0	0	0	0	0	0	0	0	0
FINANCE MINOR	0	0	0	2	2	2	5	2	7	6	13
FINANCIAL INST MINOR	0	0	0	0	0	0	0	0	0	0	0
FIN INVESTMENTS MINOR	0	0	0	0	0	0	0	0	0	0	0
GENERAL BUSINESS MINOR	0	0	6	3	8	11	4	9	18	23	41
INT'L BUS STUDIES MINOR	0	0	0	0	1	4	0	0	1	4	5
MANAGEMENT MINOR	0	0	0	1	0	1	2	2	2	4	6
MARKETING MINOR	0	0	0	5	2	7	1	4	3	16	19
ORG'L STUDIES MINOR	0	0	0	0	0	0	0	0	0	0	0
SCHOOL TOTALS	0	0	6	11	13	25	12	17	31	53	84
	0		17		38		29		84		

#### BUSINESS - PART TIME UNDERGRADUATE

PROGRAM/CATEGORY	FRESHMAN		SOPHOMORE		JUNIOR		SENIOR		TOTALS		GRAND
	MEN	WOMEN	MEN	WOMEN	MEN	WOMEN	MEN	WOMEN	MEN	WOMEN	TOTAL
CORP FINANCE MINOR	0	0	0	0	0	0	0	0	0	0	0
FINANCE MINOR	0	0	0	0	0	0	0	0	0	0	0
FINANCIAL INST MINOR	0	0	0	0	0	0	0	0	0	0	0
FIN INVESTMENTS MINOR	0	0	0	0	0	0	0	0	0	0	0
GENERAL BUSINESS MINOR	0	0	0	0	0	0	2	0	2	0	2
INT'L BUS STUDIES MINOR	0	0	0	0	0	0	0	0	0	0	0
MANAGEMENT MINOR	0	0	0	0	0	0	0	0	0	0	0
MARKETING MINOR	0	0	0	0	0	0	0	0	0	0	0
ORG'L STUDIES MINOR	0	0	0	0	0	0	0	0	0	0	0

SCHOOL TOTALS	0	0	0	0	0	0	2	0	2	0	2
	0		0		0		2		2		

## SCHOOL OF COMMUNICATIONS UNDERGRADUATE ENROLLMENT

### Enrollment by Classification – Major

#### COMMUNICATIONS - FULL-TIME UNDERGRADUATE ENROLLMENT

PROGRAM/CATEGORY	CONTINUING		TRANSFERS		READMITS		NEW MATRICS		TOTALS		GRAND
	MALE	FEMALE	MALE	FEMALE	MALE	FEMALE	MALE	FEMALE	MALE	FEMALE	TOTAL
CINEMA AND PHOTOGRAPHY	135	92	1	2	1	0	23	16	160	110	270
CORPORATE COMM	0	0	0	0	0	0	0	0	0	0	0
FILM, PHOTO & VISUAL ART	27	16	1	1	0	0	10	11	38	28	66
INTEGRATED MKTG COMM	5	23	0	0	0	0	5	13	10	36	46
JOURNALISM	51	87	2	3	0	0	20	32	73	122	195
MEDIA STUDIES	1	6	0	0	0	0	0	0	1	6	7
ORG COMM, LEARN, & DSGN	16	79	1	5	0	0	4	14	21	98	119
TELECOMM MANAGEMENT	5	2	0	0	0	0	0	0	5	2	7
TELEVISION-RADIO	202	249	2	5	2	0	67	70	273	324	597
SCHOOL TOTALS	442	554	7	16	3	0	129	156	581	726	1307
	996		23		3		285		1307		

#### COMMUNICATIONS - PART-TIME UNDERGRADUATE ENROLLMENT

PROGRAM/CATEGORY	CONTINUING		TRANSFERS		READMITS		NEW MATRICS		TOTALS		GRAND
	MALE	FEMALE	MALE	FEMALE	MALE	FEMALE	MALE	FEMALE	MALE	FEMALE	TOTAL
CINEMA AND PHOTOGRAPHY	7	2	0	0	0	0	0	0	7	2	9
CORPORATE COMM	0	1	0	0	0	0	0	0	0	1	1
FILM, PHOTO & VISUAL ART	0	0	0	0	0	0	0	0	0	0	0
INTEGRATED MKTG COMM	0	0	0	0	0	0	0	0	0	0	0
JOURNALISM	0	0	0	0	0	0	0	0	0	0	0
MEDIA STUDIES	0	0	0	0	0	0	0	0	0	0	0
ORG COMM, LEARN, & DSGN	2	1	0	0	0	0	0	0	2	1	3
TELECOMM MANAGEMENT	0	0	0	0	0	0	0	0	0	0	0
TELEVISION-RADIO	0	1	0	0	0	0	0	0	0	1	1
SCHOOL TOTALS	9	5	0	0	0	0	0	0	9	5	14
	14		0		0		0		14		

### Enrollment by Classification – Minor

#### COMMUNICATIONS - FULL TIME UNDERGRADUATE

PROGRAM/CATEGORY	CONTINUING		TRANSFER		READMIT		NEW MATRIC		TOTAL		GRAND
	MALE	FEMALE	MALE	FEMALE	MALE	FEMALE	MALE	FEMALE	MALE	FEMALE	TOTAL
ADVERTISING & PUBL REL MINOR	9	56	0	0	0	0	0	0	9	56	65
AUDIO PRODUCTION MINOR	9	5	0	0	0	0	0	1	9	6	15
CORPORATE COMMUNICATION MINOR	0	0	0	0	0	0	0	0	0	0	0
INTEGR MKTG COMM MINOR	1	0	0	0	0	0	0	0	1	0	1
INTERNATIONAL COMMUNICAT MINOR	0	2	0	0	0	0	0	0	0	2	2
JOURNALISM MINOR	15	17	0	0	0	0	0	0	15	17	32
MEDIA STUDIES MINOR	1	2	0	0	0	0	0	0	1	2	3
ORG COMM, LRNG & DESIGN MINOR	1	14	0	0	0	0	0	0	1	14	15
SCRIPTWRITING MINOR	9	1	0	0	0	0	0	0	9	1	10
STILL PHOTOGRAPHY MINOR	8	16	1	0	0	0	0	0	9	16	25
SCHOOL TOTALS	53	113	1	0	0	0	0	1	54	114	168
	166		1		0		1		168		

#### COMMUNICATIONS - PART TIME UNDERGRADUATE

PROGRAM/CATEGORY	CONTINUING		TRANSFER		READMIT		NEW MATRIC		TOTAL		GRAND
	MALE	FEMALE	MALE	FEMALE	MALE	FEMALE	MALE	FEMALE	MALE	FEMALE	TOTAL
ADVERTISING & PUBL REL MINOR	0	0	0	0	0	0	0	0	0	0	0

AUDIO PRODUCTION MINOR	0	0	0	0	0	0	0	0	0	0	0
CORPORATE COMMUNICATION MINOR	0	0	0	0	0	0	0	0	0	0	0
INTEGR MKTG COMM MINOR	0	0	0	0	0	0	0	0	0	0	0
INTERNATIONAL COMMUNICAT MINOR	0	0	0	0	0	0	0	0	0	0	0
JOURNALISM MINOR	0	0	0	0	0	0	0	0	0	0	0
MEDIA STUDIES MINOR	0	0	0	0	0	0	0	0	0	0	0
ORG COMM, LRNG & DESIGN MINOR	0	0	0	0	0	0	0	0	0	0	0
SCRIPTWRITING MINOR	0	0	0	0	0	0	0	0	0	0	0
STILL PHOTOGRAPHY MINOR	0	0	0	0	0	0	0	0	0	0	0
SCHOOL TOTALS	0	0	0	0	0	0	0	0	0	0	0
	0		0		0		0		0		

### Enrollment by Standing – Major

#### COMMUNICATIONS - FULL TIME UNDERGRADUATE

PROGRAM/CATEGORY	FRESHMAN		SOPHOMORE		JUNIOR		SENIOR		TOTALS		GRAND
	MEN	WOMEN	MEN	WOMEN	MEN	WOMEN	MEN	WOMEN	MEN	WOMEN	TOTAL
CINEMA AND PHOTOGRAPHY	26	20	38	28	42	31	54	31	160	110	270
CORPORATE COMMUNICATION	0	0	0	0	0	0	0	0	0	0	0
FILM, PHOTO & VISUAL ART	9	13	13	11	11	2	5	2	38	28	66
INTEGRATED MKTG COMM	5	13	2	17	3	6	0	0	10	36	46
JOURNALISM	22	29	13	41	20	30	18	22	73	122	195
MEDIA STUDIES	0	0	1	2	0	4	0	0	1	6	7
ORG COMM, LRNG, & DESIGN	4	18	4	13	8	41	5	26	21	98	119
TELECOMM MANAGEMENT	0	0	1	0	2	0	2	2	5	2	7
TELEVISION-RADIO	71	76	59	81	70	86	73	81	273	324	597
SCHOOL TOTALS	137	169	131	193	156	200	157	164	581	726	1307
	306		324		356		321		1307		

#### COMMUNICATIONS - PART TIME UNDERGRADUATE

PROGRAM/CATEGORY	FRESHMAN		SOPHOMORE		JUNIOR		SENIOR		TOTALS		GRAND
	MEN	WOMEN	MEN	WOMEN	MEN	WOMEN	MEN	WOMEN	MEN	WOMEN	TOTAL
CINEMA AND PHOTOGRAPHY	0	0	1	0	0	0	6	2	7	2	9
CORPORATE COMMUNICATION	0	0	0	0	0	1	0	0	0	1	1
FILM, PHOTO & VISUAL ART	0	0	0	0	0	0	0	0	0	0	0
INTEGRATED MKTG COMM	0	0	0	0	0	0	0	0	0	0	0
JOURNALISM	0	0	0	0	0	0	0	0	0	0	0
MEDIA STUDIES	0	0	0	0	0	0	0	0	0	0	0
ORG COMM, LRNG, & DESIGN	0	0	1	0	0	0	1	1	2	1	3
TELECOMM MANAGEMENT	0	0	0	0	0	0	0	0	0	0	0
TELEVISION-RADIO	0	0	0	0	0	0	0	1	0	1	1
SCHOOL TOTALS	0	0	2	0	0	1	7	4	9	5	14
	0		2		1		11		14		

### Enrollment by Standing – Minor

#### COMMUNICATIONS - FULL TIME UNDERGRADUATE

PROGRAM/CATEGORY	FRESHMAN		SOPHOMORE		JUNIOR		SENIOR		TOTALS		GRAND
	MEN	WOMEN	MEN	WOMEN	MEN	WOMEN	MEN	WOMEN	MEN	WOMEN	TOTAL
ADVER & PUBL REL MINOR	0	1	0	2	4	20	5	33	9	56	65
AUDIO PRODUCTION MINOR	1	1	1	3	3	2	4	0	9	6	15
CORPORATE COMM MINOR	0	0	0	0	0	0	0	0	0	0	0
INTEG MKTG COMM MINOR	0	0	1	0	0	0	0	0	1	0	1
INT'L COMMUNICATION MINOR	0	0	0	0	0	2	0	0	0	2	2
JOURNALISM MINOR	0	1	5	6	5	5	5	5	15	17	32
MEDIA STUDIES MINOR	0	0	0	1	1	0	0	1	1	2	3
ORG COMM, LRNG & DSGN MNR	0	0	0	7	0	1	1	6	1	14	15
SCRIPTWRITING MINOR	0	0	4	0	4	0	1	1	9	1	10
STILL PHOTOGRAPHY MINOR	0	1	1	4	4	4	4	7	9	16	25
SCHOOL TOTALS	1	4	12	23	21	34	20	53	54	114	168
	5		35		55		73		168		

COMMUNICATIONS - PART TIME UNDERGRADUATE

	FRESHMAN		SOPHOMORE		JUNIOR		SENIOR		TOTALS		GRAND
	MEN	WOMEN	MEN	WOMEN	MEN	WOMEN	MEN	WOMEN	MEN	WOMEN	TOTAL
ADVER & PUBL REL MINOR	0	0	0	0	0	0	0	0	0	0	0
AUDIO PRODUCTION MINOR	0	0	0	0	0	0	0	0	0	0	0
CORPORATE COMM MINOR	0	0	0	0	0	0	0	0	0	0	0
INTEG MKTG COMM MINOR	0	0	0	0	0	0	0	0	0	0	0
INT'L COMMUNICATION MINOR	0	0	0	0	0	0	0	0	0	0	0
JOURNALISM MINOR	0	0	0	0	0	0	0	0	0	0	0
MEDIA STUDIES MINOR	0	0	0	0	0	0	0	0	0	0	0
ORG COMM, LRNG & DSGN MNR	0	0	0	0	0	0	0	0	0	0	0
SCRIPTWRITING MINOR	0	0	0	0	0	0	0	0	0	0	0
STILL PHOTOGRAPHY MINOR	0	0	0	0	0	0	0	0	0	0	0
SCHOOL TOTALS	0	0	0	0	0	0	0	0	0	0	0
	0		0		0		0		0		

**DIVISION OF INTERDISCIPLINARY STUDIES**

**Enrollment by Classification – Major**

DIVISION OF INTERDISCIPLINARY STUDIES - FULL TIME UNDERGRADUATE

PROGRAM/CATEGORY	CONTINUING		TRANSFERS		READMITS		NEW MATRICS		TOTALS		GRAND
	MALE	FEMALE	MALE	FEMALE	MALE	FEMALE	MALE	FEMALE	MALE	FEMALE	TOTAL
GERONTOLOGY BA	0	1	0	0	0	0	0	1	0	2	2
GERONTOLOGY BS	1	6	0	0	0	1	0	0	1	7	8
GERONTOLOGY CERT. PROG	0	0	0	0	0	0	0	0	0	0	0
SCHOOL TOTALS	1	7	0	0	0	1	0	1	1	9	10
	8		0		1		1		10		

**Enrollment by Classification – Major**

DIVISION OF INTERDISCIPLINARY STUDIES - PART TIME UNDERGRADUATE

PROGRAM/CATEGORY	CONTINUING		TRANSFERS		READMITS		NEW MATRICS		TOTALS		GRAND
	MALE	FEMALE	MALE	FEMALE	MALE	FEMALE	MALE	FEMALE	MALE	FEMALE	TOTAL
GERONTOLOGY BA	1	0	0	0	0	0	0	0	1	0	1
GERONTOLOGY BS	0	0	0	0	0	0	0	0	0	0	0
GERONTOLOGY CERT. PROG	0	1	0	0	0	0	0	0	0	1	1
SCHOOL TOTALS	1	1	0	0	0	0	0	0	1	1	2
	2		0		0		0		2		

**Enrollment by Classification – Minor**

DIVISION OF INTERDISCIPLINARY STUDIES - FULL TIME UNDERGRADUATE

PROGRAM/CATEGORY	CONTINUING		TRANSFERS		READMITS		NEW MATRICS		TOTALS		GRAND
	MALE	FEMALE	MALE	FEMALE	MALE	FEMALE	MALE	FEMALE	MALE	FEMALE	TOTAL
GERONTOLOGY MINOR	2	30	0	0	0	0	0	0	2	30	32
LEGAL STUDIES MINOR	33	33	0	0	0	0	0	0	33	33	66
SCHOOL TOTALS	35	63	0	0	0	0	0	0	35	63	98
	98		0		0		0		98		

### Enrollment by Classification – Minor

#### DIVISION OF INTERDISCIPLINARY STUDIES - PART TIME UNDERGRADUATE

PROGRAM/CATEGORY	CONTINUING		TRANSFERS		READMITS		NEW MATRICS		TOTALS		GRAND
	MALE	FEMALE	MALE	FEMALE	MALE	FEMALE	MALE	FEMALE	MALE	FEMALE	TOTAL
GERONTOLOGY MINOR	0	0	0	0	0	0	0	0	0	0	0
LEGAL STUDIES MINOR	1	1	0	0	0	0	0	0	1	1	2
SCHOOL TOTALS	1	1	0	0	0	0	0	0	1	1	2
	2		0		0		0		2		

### Enrollment by Standing – Major

#### DIVISION OF INTERDISCIPLINARY STUDIES - FULL TIME UNDERGRADUATE

PROGRAM/CATEGORY	FRESHMAN		SOPHOMORE		JUNIOR		SENIOR		TOTALS		GRAND
	MEN	WOMEN	MEN	WOMEN	MEN	WOMEN	MEN	WOMEN	MEN	WOMEN	TOTAL
GERONTOLOGY BA	0	1	0	0	0	1	0	0	0	2	2
GERONTOLOGY BS	0	1	1	1	0	4	0	1	1	7	8
GERONTOLOGY CERT. PROG	0	0	0	0	0	0	0	0	0	0	0
SCHOOL TOTALS	0	2	1	1	0	5	0	1	1	9	10
	2		2		5		1		10		

### Enrollment by Standing – Major

#### DIVISION OF INTERDISCIPLINARY STUDIES - PART TIME UNDERGRADUATE

PROGRAM/CATEGORY	FRESHMAN		SOPHOMORE		JUNIOR		SENIOR		TOTALS		GRAND
	MEN	WOMEN	MEN	WOMEN	MEN	WOMEN	MEN	WOMEN	MEN	WOMEN	TOTAL
GERONTOLOGY BA	0	0	0	0	0	0	1	0	1	0	1
GERONTOLOGY BS	0	0	0	0	0	0	0	0	0	0	0
GERONTOLOGY CERT. PROG	0	1	0	0	0	0	0	0	0	1	1
SCHOOL TOTALS	0	1	0	0	0	0	1	0	1	1	2
	1		0		0		1		2		

### Enrollment by Standing - Minor

#### DIVISION OF INTERDISCIPLINARY STUDIES - FULL TIME UNDERGRADUATE

PROGRAM/CATEGORY	FRESHMAN		SOPHOMORE		JUNIOR		SENIOR		TOTALS		GRAND
	MEN	WOMEN	MEN	WOMEN	MEN	WOMEN	MEN	WOMEN	MEN	WOMEN	TOTAL
GERONTOLOGY MINOR	0	0	0	5	1	10	1	15	2	30	32
LEGAL STUDIES MINOR	0	1	3	1	16	15	14	16	33	33	66
SCHOOL TOTALS	0	1	3	6	17	25	15	31	35	63	98
	1		9		42		46		98		

### Enrollment by Standing - Minor

#### DIVISION OF INTERDISCIPLINARY STUDIES - PART TIME UNDERGRADUATE

PROGRAM/CATEGORY	FRESHMAN		SOPHOMORE		JUNIOR		SENIOR		TOTALS		GRAND
	MEN	WOMEN	MEN	WOMEN	MEN	WOMEN	MEN	WOMEN	MEN	WOMEN	TOTAL
GERONTOLOGY MINOR	0	0	0	0	0	0	0	0	0	0	0
LEGAL STUDIES MINOR	0	0	0	0	0	0	1	1	1	1	2
SCHOOL TOTALS	0	0	0	0	0	0	1	1	1	1	2
	0		0		0		2		2		

# SCHOOL OF HS&HP UNDERGRADUATE ENROLLMENT

## Enrollment by Classification – Major

### HLTH SCIENCES & HUMAN PERFRMCE - FULL-TIME UNDERGRADUATE ENROLLMENT

PROGRAM/CATEGORY	CONTINUING		TRANSFERS		READMITS		NEW MATRICS		TOTALS		GRAND
	MALE	FEMALE	MALE	FEMALE	MALE	FEMALE	MALE	FEMALE	MALE	FEMALE	TOTAL
ADMIN OF HEALTH SERVICES	0	0	0	0	0	0	0	0	0	0	0
ATHLETIC TRAIN/EXERCISE SCI	17	36	0	0	0	0	8	12	25	48	73
CLINICAL EXERCISE SCIENCE	13	19	0	0	0	0	1	2	14	21	35
CLIN SCI/PHYS THERAPY (BS)	47	160	0	1	0	0	19	73	66	234	300
CLIN SCIENCE (4 YEAR PGM)	0	0	0	0	0	0	0	0	0	0	0
COMMUNITY HEALTH EDUC	0	16	0	1	0	0	0	0	0	17	17
EXERCISE SCIENCE	29	33	0	2	0	0	5	5	34	40	74
FITNESS & CARD REHAB/EX SCI	2	3	0	0	0	0	0	0	2	3	5
HEALTH & PHYS ED (TEACHING)	13	17	2	1	0	0	5	7	20	25	45
HLTH & PHYS ED TEACHER K-12	6	10	0	0	0	0	0	0	6	10	16
HEALTH EDUC. (TEACHING)	0	7	0	0	0	0	0	0	0	7	7
HEALTH POLICY STUDIES	5	12	0	0	0	0	1	0	6	12	18
HEALTH SCIENCES	8	19	1	1	0	0	4	6	13	26	39
HEALTH SVCS ADMINISTRATION	2	6	0	0	0	0	0	0	2	6	8
HEALTH TEACHER (K-12)	1	1	0	0	0	0	0	0	1	1	2
LEISURE SERVICES	10	8	0	0	1	0	0	0	11	8	19
OCCUP SCI/OCCUP THER (BS)	3	69	0	2	0	0	2	16	5	87	92
OCCUPATIONAL SCIENCE	0	1	0	0	0	0	0	0	0	1	1
PHYSICAL ED. (TEACHING)	8	8	2	1	0	0	7	2	17	11	28
PHYSICAL EDUC TEACH(K-12)	15	4	0	0	0	0	0	0	15	4	19
PREPRO HEALTH SCIENCES	11	15	0	0	2	0	6	19	19	34	53
RECR & LEISURE STUDIES	0	0	0	0	0	0	0	0	0	0	0
SPEECH LANG PATH & AUDIO	0	41	0	0	0	0	0	13	0	54	54
SPORT MANAGEMENT	49	19	3	0	0	0	17	7	69	26	95
SPORT STUDIES	11	5	0	0	0	0	0	2	11	7	18
SPORTS INFO & COMM	35	14	1	0	0	0	4	0	40	14	54
TEACH-SP & HRNG HANDICAP	0	6	0	0	0	0	0	0	0	6	6
TCHNG STDT W/SPCH&LNG DIS	1	53	0	1	0	0	0	6	1	60	61
THERAPEUTIC RECREATION	4	18	0	2	0	0	0	6	4	26	30
SCHOOL TOTALS	290	600	9	12	3	0	79	176	381	788	1169
	890		21		3		255		1169		

### HLTH SCIENCES & HUMAN PERFRMCE - PART-TIME UNDERGRADUATE ENROLLMENT

PROGRAM/CATEGORY	CONTINUING		TRANSFERS		READMITS		NEW MATRICS		TOTALS		GRAND
	MALE	FEMALE	MALE	FEMALE	MALE	FEMALE	MALE	FEMALE	MALE	FEMALE	TOTAL
ADMIN OF HEALTH SERVICES	0	0	0	0	0	0	0	0	0	0	0
ATH TRAINING/EXERCISE SCI	0	0	0	0	0	0	0	0	0	0	0
CLINICAL EXERCISE SCIENCE	0	0	0	0	0	0	0	0	0	0	0
CLINI SCI/PHYS THERAPY (BS)	0	0	0	0	0	0	0	0	0	0	0
CLINICAL SCI (4 YEAR PGM)	0	0	0	0	0	0	0	0	0	0	0
COMMUNITY HEALTH EDUC	0	1	0	1	0	0	0	0	0	2	2
EXERCISE SCIENCE	0	1	0	0	0	0	0	0	0	1	1
FIT & CARDIAC REHAB/EX SCI	0	0	0	0	0	0	0	0	0	0	0
HEALTH & PHYS ED (TEACHING)	0	0	0	0	0	0	0	0	0	0	0
HEALTH & PHYS ED TCHR K-12	0	0	0	0	0	0	0	0	0	0	0
HEALTH EDUC (TEACHING)	0	0	0	0	0	0	0	0	0	0	0
HEALTH POLICY STUDIES	0	0	0	0	0	0	0	0	0	0	0
HEALTH SCIENCES	0	1	0	0	0	0	0	0	0	1	1
HEALTH SERVICES ADMIN	0	1	0	0	0	0	0	0	0	1	1
HEALTH TEACHER (K-12)	0	0	0	0	0	0	0	0	0	0	0
LEISURE SERVICES	0	1	0	0	0	0	0	0	0	1	1
OCCUP SCI/OCCUP THER (BS)	0	0	0	0	0	0	0	0	0	0	0

OCCUPATIONAL SCIENCE	0	0	0	0	0	0	0	0	0	0	0
PHYSICAL EDUC (TEACHING)	0	0	0	0	0	0	0	0	0	0	0
PHYSICAL EDUC TEACH(K-12)	0	0	0	0	0	0	0	0	0	0	0
PREPRO HEALTH SCIENCES	0	0	0	0	0	0	0	0	0	0	0
RECR AND LEISURE STUDIES	0	0	0	0	0	0	0	0	0	0	0
SPEECH LANG PATH & AUDIO	0	2	0	0	0	0	0	0	0	2	2
SPORT MANAGEMENT	1	0	0	0	0	0	0	0	1	0	1
SPORT STUDIES	1	0	0	0	0	0	0	0	1	0	1
SPORTS INFO & COMMUNICATION	1	0	0	0	0	0	0	0	1	0	1
TCHR-SP & HEARING HANDICAP	0	0	0	0	0	0	0	0	0	0	0
TCHNG STDT W/ SPCH&LNG DIS	0	0	0	0	0	0	0	0	0	0	0
THERAPEUTIC RECREATION	0	4	0	0	0	0	0	0	0	4	4
SCHOOL TOTALS	3	11	0	1	0	0	0	0	3	12	15
	14		1		0		0		15		

### Enrollment by Classification – Minor

#### HLTH SCIENCES & HUMAN PERFRMCE - FULL TIME UNDERGRADUATE

PROGRAM	CONTINUING		TRANSFER		READMIT		NEW MATRIC		TOTAL		GRAND
	MALE	FEMALE	MALE	FEMALE	MALE	FEMALE	MALE	FEMALE	MALE	FEMALE	TOTAL
ADULT FITNESS MINOR	0	1	0	0	0	0	0	0	0	1	1
APPL EXERCISE SCI MINOR	0	0	0	0	0	1	0	0	0	1	1
COACHING MINOR	11	11	0	0	0	1	0	0	11	12	23
EXERCISE SCIENCE MINOR	2	0	0	0	0	0	0	0	2	0	2
HEALTH MINOR	9	23	0	0	0	0	0	0	9	23	32
HEALTH SERV ADM MINOR	1	7	0	0	0	0	0	0	1	7	8
INTGRTV HLTH STUDIES MINOR	1	7	0	0	0	0	0	0	1	7	8
NUTRITION PROMOTION MINOR	4	14	0	0	0	0	0	0	4	14	18
NUTRITION SCIENCE MINOR	0	13	0	0	0	0	0	0	0	13	13
OUTDOOR RECREATION MINOR	5	5	0	0	0	0	0	0	5	5	10
RECREATION MINOR	4	9	0	0	0	0	0	0	4	9	13
SPORT STUDIES MINOR	22	23	0	0	0	0	0	1	22	24	46
SCHOOL TOTALS	59	113	0	0	0	2	0	1	59	116	175
	172		0		2		1		175		

#### HLTH SCIENCES & HUMAN PERFRMCE - PART TIME UNDERGRADUATE

PROGRAM	CONTINUING		TRANSFER		READMIT		NEW MATRIC		TOTAL		GRAND
	MALE	FEMALE	MALE	FEMALE	MALE	FEMALE	MALE	FEMALE	MALE	FEMALE	TOTAL
ADULT FITNESS MINOR	0	0	0	0	0	0	0	0	0	0	0
APPL EXERCISE SCI MINOR	0	0	0	0	0	0	0	0	0	0	0
COACHING MINOR	1	1	0	0	0	0	0	0	1	1	2
EXERCISE SCIENCE MINOR	0	0	0	0	0	0	0	0	0	0	0
HEALTH MINOR	0	0	0	0	0	0	0	0	0	0	0
HEALTH SERV ADM MINOR	0	0	0	0	0	0	0	0	0	0	0
INTGRTV HLTH STUDIES MINOR	0	0	0	0	0	0	0	0	0	0	0
NUTRITION PROMOTION MINOR	0	0	0	0	0	0	0	0	0	0	0
NUTRITION SCIENCE MINOR	0	0	0	0	0	0	0	0	0	0	0
OUTDOOR RECREATION MINOR	0	0	0	0	0	0	0	0	0	0	0
RECREATION MINOR	0	0	0	0	0	0	0	0	0	0	0
SPORT STUDIES MINOR	0	0	0	0	0	0	0	0	0	0	0
SCHOOL TOTALS	1	1	0	0	0	0	0	0	1	1	2
	2		0		0		0		2		

## Enrollment by Standing – Major

### HLTH SCIENCES & HUMAN PERFRMCE - FULL TIME UNDERGRADUATE

PROGRAM/CATEGORY	FRESHMAN		SOPHOMORE		JUNIOR		SENIOR		TOTALS		GRAND
	MEN	WOMEN	MEN	WOMEN	MEN	WOMEN	MEN	WOMEN	MEN	WOMEN	TOTAL
ADMIN OF HEALTH SERVICES	0	0	0	0	0	0	0	0	0	0	0
ATHLETIC TRAIN/EXERCISE SCI	8	14	5	11	7	9	5	14	25	48	73
CLINICAL EXERCISE SCIENCE	1	2	4	5	5	8	4	6	14	21	35
CLIN SCI/PHYS THERAPY (BS)	19	67	14	63	16	35	17	69	66	234	300
CLIN SCIENCE (4 YEAR PGM)	0	0	0	0	0	0	0	0	0	0	0
COMMUNITY HEALTH EDUC	0	0	0	1	0	9	0	7	0	17	17
EXERCISE SCIENCE	6	4	5	15	15	7	8	14	34	40	74
FITNESS & CARD REHAB/EX SCI	0	0	0	0	0	0	2	3	2	3	5
HEALTH & PHYS ED (TEACHING)	5	7	2	6	7	8	6	4	20	25	45
HLTH & PHYS ED TEACHER K-12	0	0	0	0	1	1	5	9	6	10	16
HEALTH ED. TEACHER CERT.	0	0	0	0	0	0	0	0	0	0	0
HEALTH EDUC. (TEACHING)	0	0	0	1	0	5	0	1	0	7	7
HEALTH POLICY STUDIES	1	0	1	4	4	7	0	1	6	12	18
HEALTH SCIENCES	4	7	2	9	3	2	4	8	13	26	39
HEALTH SVCS ADMINISTRATION	0	0	0	0	0	0	2	6	2	6	8
HEALTH TEACHER (K-12)	0	0	0	0	0	0	1	1	1	1	2
LEISURE SERVICES	0	0	6	1	4	2	1	5	11	8	19
OCCUP SCI/OCCUP THER (BS)	2	16	0	24	0	18	3	29	5	87	92
OCCUPATIONAL SCIENCE	0	0	0	1	0	0	0	0	0	1	1
PHYSICAL ED. TEACHER CERT.	0	0	0	0	0	0	0	0	0	0	0
PHYSICAL ED. (TEACHING)	8	4	6	4	2	2	1	1	17	11	28
PHYSICAL EDUC TEACH(K-12)	0	0	1	0	8	0	6	4	15	4	19
PREPRO HEALTH SCIENCES	9	21	7	11	3	2	0	0	19	34	53
RECR & LEISURE STUDIES	0	0	0	0	0	0	0	0	0	0	0
SPEECH LANG PATH & AUDIO	0	14	0	4	0	19	0	17	0	54	54
SPORT MANAGEMENT	19	8	20	7	14	2	16	9	69	26	95
SPORT STUDIES	0	2	4	0	2	1	5	4	11	7	18
SPORTS INFO & COMM	5	0	10	3	14	5	11	6	40	14	54
TEACH-SP & HRNG HANDICAP	0	0	0	1	0	1	0	4	0	6	6
TCHNG STDT W/SPCH&LNG DIS	0	6	1	14	0	17	0	23	1	60	61
THERAPEUTIC RECREATION	1	6	0	6	2	5	1	9	4	26	30
SCHOOL TOTALS	88	178	88	191	107	165	98	254	381	788	1169
	266		279		272		352		1169		

### HLTH SCIENCES & HUMAN PERFRMCE - PART TIME UNDERGRADUATE

PROGRAM/CATEGORY	FRESHMAN		SOPHOMORE		JUNIOR		SENIOR		TOTALS		GRAND
	MEN	WOMEN	MEN	WOMEN	MEN	WOMEN	MEN	WOMEN	MEN	WOMEN	TOTAL
ADMIN OF HEALTH SERVICES	0	0	0	0	0	0	0	0	0	0	0
ATHLETIC TRAIN/EXERCISE SCI	0	0	0	0	0	0	0	0	0	0	0
CLINICAL EXERCISE SCIENCE	0	0	0	0	0	0	0	0	0	0	0
CLIN SCI/PHYS THERAPY (BS)	0	0	0	0	0	0	0	0	0	0	0
CLIN SCIENCE (4 YEAR PGM)	0	0	0	0	0	0	0	0	0	0	0
COMMUNITY HEALTH EDUC	0	0	0	0	0	0	0	2	0	2	2
EXERCISE SCIENCE	0	0	0	0	0	0	0	1	0	1	1
FITNESS & CARD REHAB/EX SCI	0	0	0	0	0	0	0	0	0	0	0
HEALTH & PHYS ED (TEACHING)	0	0	0	0	0	0	0	0	0	0	0
HLTH & PHYS ED TEACHER K-12	0	0	0	0	0	0	0	0	0	0	0
HEALTH ED. TEACHER CERT.	0	0	0	0	0	0	0	0	0	0	0
HEALTH EDUC. (TEACHING)	0	0	0	0	0	0	0	0	0	0	0
HEALTH POLICY STUDIES	0	0	0	0	0	0	0	0	0	0	0
HEALTH SCIENCES	0	0	0	0	0	0	0	1	0	1	1
HEALTH SVCS ADMINISTRATION	0	0	0	0	0	0	0	1	0	1	1
HEALTH TEACHER (K-12)	0	0	0	0	0	0	0	0	0	0	0
LEISURE SERVICES	0	0	0	0	0	0	0	1	0	1	1

OCCUP SCI/OCCUP THER (BS)	0	0	0	0	0	0	0	0	0	0	0
OCCUPATIONAL SCIENCE	0	0	0	0	0	0	0	0	0	0	0
PHYSICAL ED. TEACHER CERT.	0	0	0	0	0	0	0	0	0	0	0
PHYSICAL ED. (TEACHING)	0	0	0	0	0	0	0	0	0	0	0
PHYSICAL EDUC TEACH(K-12)	0	0	0	0	0	0	0	0	0	0	0
PREPRO HEALTH SCIENCES	0	0	0	0	0	0	0	0	0	0	0
RECR & LEISURE STUDIES	0	0	0	0	0	0	0	0	0	0	0
SPEECH LANG PATH & AUDIO	0	0	0	0	0	0	0	2	0	2	2
SPORT MANAGEMENT	0	0	0	0	0	0	1	0	1	0	1
SPORT STUDIES	0	0	0	0	1	0	0	0	1	0	1
SPORTS INFO & COMM	0	0	0	0	0	0	1	0	1	0	1
TEACH-SP & HRNG HANDICAP	0	0	0	0	0	0	0	0	0	0	0
TCHNG STDT W/SPCH&LNG DIS	0	0	0	0	0	0	0	0	0	0	0
THERAPEUTIC RECREATION	0	0	0	0	0	0	0	0	0	0	0
SCHOOL TOTALS	0	0	0	0	1	0	2	12	3	12	15
	0		0		1		14		15		

### Enrollment by Standing – Minor

#### HLTH SCIENCES & HUMAN PERFORMCE - FULL TIME UNDERGRADUATE

PROGRAM/CATEGORY	FRESHMAN		SOPHOMORE		JUNIOR		SENIOR		TOTALS		GRAND
	MEN	WOMEN	MEN	WOMEN	MEN	WOMEN	MEN	WOMEN	MEN	WOMEN	TOTAL
ADULT FITNESS MINOR	0	0	0	0	0	0	0	1	0	1	1
APPL EXERCISE SCI MINOR	0	0	0	0	0	0	0	1	0	1	1
COACHING MINOR	0	0	1	1	2	2	8	9	11	12	23
EXERCISE SCIENCE MINOR	0	0	1	0	1	0	0	0	2	0	2
HEALTH MINOR	0	0	0	1	3	8	6	14	9	23	32
HEALTH SERV ADM MINOR	0	0	0	0	1	4	0	3	1	7	8
INTGRTV HLTH STUDIES MINOR	0	0	0	1	1	2	0	4	1	7	8
NUTRITION PROMOTION MINOR	0	0	0	1	1	5	3	8	4	14	18
NUTRITION SCIENCE MINOR	0	0	0	5	0	2	0	6	0	13	13
OUTDOOR RECREATION MINOR	0	0	0	0	4	4	1	1	5	5	10
RECREATION MINOR	0	0	1	3	0	1	3	5	4	9	13
SPORT STUDIES MINOR	1	1	2	6	7	6	12	11	22	24	46
SCHOOL TOTALS	1	1	5	18	20	34	33	63	59	116	175
	2		23		54		96		175		

#### HLTH SCIENCES & HUMAN PERFORMCE - PART TIME UNDERGRADUATE

PROGRAM/CATEGORY	FRESHMAN		SOPHOMORE		JUNIOR		SENIOR		TOTALS		GRAND
	MEN	WOMEN	MEN	WOMEN	MEN	WOMEN	MEN	WOMEN	MEN	WOMEN	TOTAL
ADULT FITNESS MINOR	0	0	0	0	0	0	0	0	0	0	0
APPL EXERCISE SCI MINOR	0	0	0	0	0	0	0	0	0	0	0
COACHING MINOR	0	0	0	0	1	0	0	1	1	1	2
EXERCISE SCIENCE MINOR	0	0	0	0	0	0	0	0	0	0	0
HEALTH MINOR	0	0	0	0	0	0	0	0	0	0	0
HEALTH SERV ADM MINOR	0	0	0	0	0	0	0	0	0	0	0
INTGRTV HLTH STUDIES MINOR	0	0	0	0	0	0	0	0	0	0	0
NUTRITION PROMOTION MINOR	0	0	0	0	0	0	0	0	0	0	0
NUTRITION SCIENCE MINOR	0	0	0	0	0	0	0	0	0	0	0
OUTDOOR RECREATION MINOR	0	0	0	0	0	0	0	0	0	0	0
RECREATION MINOR	0	0	0	0	0	0	0	0	0	0	0
SPORT STUDIES MINOR	0	0	0	0	0	0	0	0	0	0	0
SCHOOL TOTALS	0	0	0	0	1	0	0	1	1	1	2
	0		0		1		1		2		

# SCHOOL OF HUMANITIES & SCIENCES UNDERGRADUATE ENROLLMENT

## Enrollment by Classification – Major

### HUMANITIES & SCIENCES - FULL-TIME UNDERGRADUATE ENROLLMENT

PROGRAM/CATEGORY	CONTINUING		TRANSFERS		READMITS		NEW MATRICS		TOTALS		GRAND
	MALE	FEMALE	MALE	FEMALE	MALE	FEMALE	MALE	FEMALE	MALE	FEMALE	TOTAL
ACTING	12	11	0	0	0	0	4	14	16	25	41
ANTHROPOLOGY	14	16	0	2	0	0	0	6	14	24	38
APPLIED ECONOMICS	10	3	1	0	0	0	0	1	11	4	15
APPLIED PSYCHOLOGY	16	27	1	1	0	0	0	3	17	31	48
ART	5	5	0	0	0	0	0	0	5	5	10
ART (BA)	4	2	0	1	0	0	0	4	4	7	11
ART (BFA)	4	4	1	0	0	0	0	1	5	5	10
ART EDUCATION (TEACHING)	0	0	0	0	0	0	0	0	0	0	0
ART HISTORY	2	18	1	0	0	0	1	1	4	19	23
ART HIST/ARCH CONC	2	2	0	0	0	0	0	0	2	2	4
BIOCHEMISTRY	6	6	0	0	0	0	5	3	11	9	20
BIOCHEMISTRY (7-12)	0	0	0	0	0	0	0	0	0	0	0
BIOLOGY	37	58	0	0	0	0	16	24	53	82	135
BIOLOGY (7-12)	3	1	0	0	0	0	0	0	3	1	4
BIOLOGY (TEACHING)	4	3	1	0	0	0	1	1	6	4	10
BIOLOGY/GEN SCI (7-12)	0	0	0	0	0	0	0	0	0	0	0
CHEMISTRY (7-12)	0	0	0	0	0	0	0	0	0	0	0
CHEMISTRY (BA)	2	1	0	1	0	0	2	3	4	5	9
CHEMISTRY (BS)	14	8	0	0	0	0	2	1	16	9	25
CHEMISTRY BA (TEACHING)	0	1	0	0	0	0	0	1	0	2	2
CHEMISTRY BS (TEACHING)	0	0	0	0	0	0	0	0	0	0	0
CHEMISTRY/GEN SCI (7-12)	0	0	0	0	0	0	0	0	0	0	0
COMPUTER INFO SCIENCE	0	0	0	0	0	0	0	0	0	0	0
COMPUTER INFO SYSTEMS	19	6	0	1	0	0	3	2	22	9	31
COMPUTER SCIENCE - B.A.	18	4	0	0	1	0	5	0	24	4	28
COMPUTER SCIENCE - B.S.	15	2	1	0	0	0	15	0	31	2	33
DRAMA (BA)	23	43	0	0	0	0	4	5	27	48	75
ECONOMICS	17	6	0	0	1	0	2	1	20	7	27
ENGLISH	31	65	2	3	0	1	9	25	42	94	136
ENGLISH (7-12)	0	5	0	0	0	0	0	0	0	5	5
ENGLISH (TEACHING)	5	15	0	1	0	0	4	8	9	24	33
ENVIRONMENTAL STUDIES	14	6	0	0	0	0	2	5	16	11	27
EXPLORATORY	126	163	1	3	2	1	137	198	266	365	631
FRENCH	0	3	0	0	0	0	1	1	1	4	5
FRENCH (7-12)	0	0	0	0	0	0	0	0	0	0	0
FRENCH (TEACHING)	0	1	0	0	0	0	0	1	0	2	2
GERMAN	0	0	0	1	0	0	1	0	1	1	2
GERMAN (7-12)	0	0	0	0	0	0	0	0	0	0	0
GERMAN (TEACHING)	0	0	0	0	0	0	0	0	0	0	0
HISTORY	45	18	2	1	0	0	10	4	57	23	80
MATH - ECONOMICS (7-12)	0	0	0	0	0	0	0	0	0	0	0
MATH-COMP SCI (TEACHING)	0	0	0	0	0	0	1	0	1	0	1
MATH-PHYSICS (7-12)	0	0	0	0	0	0	0	0	0	0	0
MATHEMATICS	11	13	0	0	0	0	6	1	17	14	31
MATHEMATICS (7-12)	1	2	0	0	0	0	0	0	1	2	3
MATHEMATICS (TEACHING)	5	9	2	1	0	0	3	2	10	12	22
MATH-COMP SCI 7-12	0	0	0	0	0	0	0	0	0	0	0
MATH-COMPUTER SCIENCE	6	2	0	0	0	0	0	1	6	3	9
MATHEMATICS/ECONOMICS	0	2	0	0	0	0	1	0	1	2	3
MATHEMATICS/PHYSICS	3	0	0	0	0	0	0	0	3	0	3
MUSICAL THEATER	16	22	0	0	0	0	5	7	21	29	50

PHILOSOPHY	10	1	2	0	0	0	3	1	15	2	17
PHILOSOPHY-RELIGION	3	4	0	0	0	0	0	0	3	4	7
PHYSICS	12	1	0	0	0	0	3	2	15	3	18
PHYSICS (7-12)	1	0	0	0	0	1	0	0	1	1	2
PHYSICS (TEACHING)	0	0	0	0	0	0	0	0	0	0	0
PHYSICS-GENERAL SCIENCE	0	0	0	0	0	0	0	0	0	0	0
PLANNED STUDIES (BA)	1	6	0	0	0	0	0	0	1	6	7
PLANNED STUDIES (BS)	1	2	0	0	0	1	0	0	1	3	4
POLITICS	42	40	3	0	1	0	7	11	53	51	104
PSYCHOLOGY	26	116	0	5	2	0	19	41	47	162	209
RELIGIOUS STUDIES	0	0	0	0	0	0	0	0	0	0	0
SOCIAL STUDIES	4	5	0	0	0	0	0	1	4	6	10
SOCIAL STUDIES (7-12)	1	0	0	0	0	0	0	0	1	0	1
SOCIAL STUDIES (TEACHING)	13	5	0	0	0	0	1	5	14	10	24
SOCIOLOGY	35	99	2	1	1	0	2	10	40	110	150
SPANISH	1	12	0	0	0	0	1	0	2	12	14
SPANISH (7-12)	0	1	0	0	0	0	0	0	0	1	1
SPANISH (TEACHING)	1	3	0	0	0	0	0	4	1	7	8
SPEECH COMM (BA)	17	23	0	1	1	0	2	2	20	26	46
SPEECH COMM (BS)	0	0	0	0	0	0	0	0	0	0	0
SPEECH COMM - GENERAL	1	1	0	0	0	0	0	0	1	1	2
THEATER ARTS MGMT	5	9	1	0	0	0	1	3	7	12	19
THEAT PROD ARTS DESIGN	0	0	0	0	0	0	0	0	0	0	0
THEAT PRODUCTION ARTS	14	17	1	0	0	0	11	6	26	23	49
WRITING	44	68	1	3	0	0	12	20	57	91	148
SCHOOL TOTALS	722	966	23	26	9	4	302	430	1056	1426	2482
	1688		49		13		732		2482		

HUMANITIES & SCIENCES - PART-TIME UNDERGRADUATE ENROLLMENT

PROGRAM/CATEGORY	CONTINUING		TRANSFERS		READMITS		NEW MATRICS		TOTALS		GRAND
	MALE	FEMALE	MALE	FEMALE	MALE	FEMALE	MALE	FEMALE	MALE	FEMALE	TOTAL
ACTING	0	0	0	0	0	0	0	0	0	0	0
ANTHROPOLOGY	1	1	0	0	0	0	0	0	1	1	2
APPLIED ECONOMICS	0	0	0	0	0	0	0	0	0	0	0
APPLIED PSYCHOLOGY	0	0	0	0	0	0	0	0	0	0	0
ART	0	0	0	0	0	0	0	0	0	0	0
ART (BA)	0	0	0	0	0	0	0	0	0	0	0
ART (BFA)	0	0	0	0	0	0	0	0	0	0	0
ART EDUCATION (TEACHING)	0	0	0	0	0	0	0	0	0	0	0
ART HISTORY	0	0	0	0	0	0	0	0	0	0	0
ART HIST/ARCH CONC	0	0	0	0	0	0	0	0	0	0	0
BIOCHEMISTRY	0	0	0	0	0	0	0	0	0	0	0
BIOCHEMISTRY (7-12)	0	0	0	0	0	0	0	0	0	0	0
BIOLOGY	0	0	0	0	0	0	0	0	0	0	0
BIOLOGY (7-12)	0	0	0	0	0	0	0	0	0	0	0
BIOLOGY (TEACHING)	0	0	0	0	0	0	0	0	0	0	0
BIOLOGY/GEN SCI (7-12)	0	0	0	0	0	0	0	0	0	0	0
CHEMISTRY (7-12)	0	0	0	0	0	0	0	0	0	0	0
CHEMISTRY (BA)	0	0	0	0	0	0	0	0	0	0	0
CHEMISTRY (BS)	0	0	0	0	0	0	0	0	0	0	0
CHEMISTRY (TEACHING)	0	0	0	0	0	0	0	0	0	0	0
CHEMISTRY BS (TEACHING)	0	0	0	0	0	0	0	0	0	0	0
CHEMISTRY/GEN SCI (7-12)	0	0	0	0	0	0	0	0	0	0	0
COMPUTER INFO SCIENCE	0	0	0	0	0	0	0	0	0	0	0
COMPUTER INFO SYSTEMS	1	0	0	0	0	0	0	0	1	0	1
COMPUTER SCIENCE - B.A.	1	0	0	0	0	0	0	0	1	0	1
COMPUTER SCIENCE - B.S.	0	0	0	0	0	0	0	0	0	0	0

DRAMA (BA)	0	0	0	0	0	0	0	0	0	0	0	
ECONOMICS	0	0	0	0	0	0	0	0	0	0	0	
ENGLISH	0	1	0	0	0	0	0	0	0	1	1	
ENGLISH (7-12)	0	0	0	0	0	0	0	0	0	0	0	
ENGLISH (TEACHING)	0	0	0	0	0	0	0	0	0	0	0	
ENVIRONMENTAL STUDIES	1	0	0	0	0	0	0	0	1	0	1	
EXPLORATORY	0	0	0	0	0	0	0	1	0	1	1	
FRENCH	0	0	0	0	0	0	0	0	0	0	0	
FRENCH (7-12)	0	0	0	0	0	0	0	0	0	0	0	
FRENCH (TEACHING)	0	0	0	0	0	0	0	0	0	0	0	
GERMAN	0	0	0	0	0	0	0	0	0	0	0	
GERMAN (7-12)	0	0	0	0	0	0	0	0	0	0	0	
GERMAN (TEACHING)	0	0	0	0	0	0	0	0	0	0	0	
HISTORY	0	0	0	0	0	0	0	0	0	0	0	
MATH - ECONOMICS (7-12)	0	0	0	0	0	0	0	0	0	0	0	
MATH-COMP SCI (TEACHING)	0	0	0	0	0	0	0	0	0	0	0	
MATH-PHYSICS (7-12)	0	0	0	0	0	0	0	0	0	0	0	
MATHEMATICS	0	1	0	0	0	0	0	0	0	1	1	
MATHEMATICS (7-12)	0	0	0	0	0	0	0	0	0	0	0	
MATHEMATICS (TEACHING)	0	0	0	0	0	0	0	0	0	0	0	
MATH-COMP SCI 7-12	0	0	0	0	0	0	0	0	0	0	0	
MATH-COMPUTER SCIENCE	0	0	0	0	0	0	0	0	0	0	0	
MATHEMATICS/ECONOMICS	0	0	0	0	0	0	0	0	0	0	0	
MATHEMATICS/PHYSICS	0	0	0	0	0	0	0	0	0	0	0	
MUSICAL THEATER	0	0	0	0	0	0	0	0	0	0	0	
PHILOSOPHY	0	0	0	0	0	0	0	0	0	0	0	
PHILOSOPHY-RELIGION	0	0	0	0	0	0	0	0	0	0	0	
PHYSICS	0	0	0	0	0	0	0	0	0	0	0	
PHYSICS (7-12)	0	0	0	0	0	0	0	0	0	0	0	
PHYSICS (TEACHING)	0	0	0	0	0	0	0	0	0	0	0	
PHYSICS-GENERAL SCIENCE	0	0	0	0	0	0	0	0	0	0	0	
PLANNED STUDIES (BA)	0	0	0	0	0	0	0	0	0	0	0	
PLANNED STUDIES (BS)	0	0	0	0	0	0	0	0	0	0	0	
POLITICS	0	0	0	0	0	0	0	0	0	0	0	
PSYCHOLOGY	1	0	0	0	0	0	0	0	1	0	1	
RELIGIOUS STUDIES	0	1	0	0	0	0	0	0	0	1	1	
SOCIAL STUDIES	0	0	0	0	0	0	0	0	0	0	0	
SOCIAL STUDIES (7-12)	0	0	0	0	0	0	0	0	0	0	0	
SOCIAL STUDIES (TEACHING)	0	0	0	0	0	0	0	0	0	0	0	
SOCIOLOGY	1	1	0	0	0	0	0	0	1	1	2	
SPANISH	0	0	1	0	0	0	0	0	1	0	1	
SPANISH (7-12)	0	0	0	0	0	0	0	0	0	0	0	
SPANISH (TEACHING)	0	0	0	0	0	0	0	0	0	0	0	
SPEECH COMM (BA)	0	0	0	0	0	0	0	0	0	0	0	
SPEECH COMM (BS)	0	0	0	0	0	0	0	0	0	0	0	
SPEECH COMM - GENERAL	0	1	0	0	0	0	0	0	0	1	1	
THEATER ARTS MGMT	0	0	0	0	0	0	0	0	0	0	0	
THEAT PROD ARTS DESIGN	0	0	0	0	0	0	0	0	0	0	0	
THEAT PRODUCTION ARTS	0	0	0	0	0	0	0	0	0	0	0	
WRITING	0	0	0	0	0	0	0	0	0	0	0	
SCHOOL TOTALS	6	6	1	0	0	0	0	1	7	7	14	
	12		1		0			1		14		

## Enrollment by Classification – Minor

### HUMANITIES & SCIENCES - FULL TIME UNDERGRADUATE

PROGRAM/CATEGORY	CONTINUING		TRANSFER		READMIT		NEW MATRIC		TOTALS		GRAND
	MALE	FEMALE	MALE	FEMALE	MALE	FEMALE	MALE	FEMALE	MALE	FEMALE	TOTAL
ANTHROPOLOGY MINOR	7	14	0	0	0	0	0	0	7	14	21
ART HISTORY MINOR	6	20	0	0	0	0	0	0	6	20	26
ART MINOR	9	22	0	0	0	0	0	0	9	22	31
BIOLOGY MINOR	3	8	0	0	0	0	0	0	3	8	11
COMPARATIVE LIT MINOR	0	0	0	0	0	0	0	0	0	0	0
COMPUTER INFO SYST MINOR	2	1	0	0	0	0	0	0	2	1	3
COMPUTER INFO SCI MINOR	0	0	0	0	0	0	0	0	0	0	0
COMPUTING MINOR	6	2	0	0	0	0	0	0	6	2	8
DANCE MINOR	3	21	0	0	0	0	0	0	3	21	24
ECONOMICS MINOR	25	17	0	0	0	0	0	0	25	17	42
ENGLISH MINOR	22	18	0	0	0	0	0	0	22	18	40
ENVIRON STUDIES MINOR	3	6	0	0	0	0	0	0	3	6	9
FRENCH MINOR	3	21	0	0	0	0	0	0	3	21	24
GERMAN MINOR	1	10	0	0	0	0	0	0	1	10	11
HEALTH COMMUNIC MINOR	1	13	0	0	0	0	0	0	1	13	14
HISTORY MINOR	18	17	0	0	0	0	0	0	18	17	35
HONORS H&S	36	73	0	0	0	0	0	0	36	73	109
JEWISH STUDIES MINOR	2	8	0	0	0	0	0	0	2	8	10
ITALIAN MINOR	0	1	0	0	0	0	0	0	0	1	1
LATIN AMER STUDIES MINOR	1	0	0	0	0	0	0	0	1	0	1
MATHEMATICS MINOR	15	13	0	0	0	0	0	0	15	13	28
NEUROSCIENCE MINOR	0	0	0	0	0	0	0	0	0	0	0
PHILOSOPHY MINOR	10	4	0	0	0	0	0	0	10	4	14
PHYSICS MINOR	1	1	0	0	0	0	0	0	1	1	2
POLITICS MINOR	25	23	0	0	0	0	0	0	25	23	48
PSYCHOLOGY MINOR	12	54	0	0	0	0	0	0	12	54	66
RELIGIOUS STUDIES MINOR	2	6	0	0	0	0	0	0	2	6	8
SOCIAL WORK MINOR	0	3	0	0	0	0	0	0	0	3	3
SOCIOLOGY MINOR	16	43	0	0	0	0	0	0	16	43	59
SPANISH MINOR	12	41	0	0	0	0	0	0	12	41	53
SPEECH MINOR	7	32	0	0	0	0	0	0	7	32	39
THEATER MINOR	8	27	0	0	0	0	0	0	8	27	35
WEB PROGRAMMING MINOR	1	0	0	0	0	0	0	0	1	0	1
WOMEN'S STUDIES MINOR	0	13	0	0	0	0	0	1	0	14	14
WRITING MINOR	36	46	0	0	0	0	0	1	36	47	83
SCHOOL TOTALS	293	578	0	0	0	0	0	2	293	580	873
	871		0		0		2		873		

### HUMANITIES & SCIENCES - PART TIME UNDERGRADUATE

PROGRAM/CATEGORY	CONTINUING		TRANSFER		READMIT		NEW MATRIC		TOTALS		GRAND
	MALE	FEMALE	MALE	FEMALE	MALE	FEMALE	MALE	FEMALE	MALE	FEMALE	TOTAL
ANTHROPOLOGY MINOR	0	0	0	0	0	0	0	0	0	0	0
ART HISTORY MINOR	0	1	0	0	0	0	0	0	0	1	1
ART MINOR	0	0	0	0	0	0	0	0	0	0	0
BIOLOGY MINOR	0	0	0	0	0	0	0	0	0	0	0
COMPARATIVE LIT MINOR	0	0	0	0	0	0	0	0	0	0	0
COMPUTER INFO SYST MINOR	0	0	0	0	0	0	0	0	0	0	0
COMPUTER INFO SCI MINOR	0	0	0	0	0	0	0	0	0	0	0
COMPUTING MINOR	0	0	0	0	0	0	0	0	0	0	0
DANCE MINOR	0	0	0	0	0	0	0	0	0	0	0
ECONOMICS MINOR	0	0	0	0	0	0	0	0	0	0	0
ENGLISH MINOR	0	0	0	0	0	0	0	0	0	0	0
ENVIRON STUDIES MINOR	0	0	0	0	0	0	0	0	0	0	0
FRENCH MINOR	0	1	0	0	0	0	0	0	0	1	1

GERMAN MINOR	0	0	0	0	0	0	0	0	0	0	0
HEALTH COMMUNIC MINOR	0	0	0	0	0	0	0	0	0	0	0
HISTORY MINOR	0	0	0	0	0	0	0	0	0	0	0
HONORS H&S	0	0	0	0	0	0	0	0	0	0	0
ITALIAN MINOR	0	1	0	0	0	0	0	0	0	1	1
JEWISH STUDIES MINOR	0	0	0	0	0	0	0	0	0	0	0
LATIN AMER STUDIES MINOR	0	0	0	0	0	0	0	0	0	0	0
MATHEMATICS MINOR	0	0	0	0	0	0	0	0	0	0	0
NEUROSCIENCE MINOR	0	0	0	0	0	0	0	0	0	0	0
PHILOSOPHY MINOR	0	0	0	0	0	0	0	0	0	0	0
PHYSICS MINOR	0	0	0	0	0	0	0	0	0	0	0
POLITICS MINOR	0	0	0	0	0	0	0	0	0	0	0
PSYCHOLOGY MINOR	0	0	0	0	0	0	0	0	0	0	0
RELIGIOUS STUDIES MINOR	0	0	0	0	0	0	0	0	0	0	0
SOCIAL WORK MINOR	0	0	0	0	0	0	0	0	0	0	0
SOCIOLOGY MINOR	0	0	0	0	0	0	0	0	0	0	0
SPANISH MINOR	0	0	0	0	0	0	0	0	0	0	0
SPEECH MINOR	0	0	0	0	0	0	0	0	0	0	0
THEATER MINOR	0	0	0	0	0	0	0	0	0	0	0
WEB PROGRAMMING MINOR	0	0	0	0	0	0	0	0	0	0	0
WOMEN'S STUDIES MINOR	0	0	0	0	0	0	0	0	0	0	0
WRITING MINOR	0	2	0	0	0	0	0	0	0	2	2
SCHOOL TOTALS	0	5	0	0	0	0	0	0	0	5	5
	5		0		0		0		0	5	

### Enrollment by Standing – Major

#### HUMANITIES & SCIENCES - FULL TIME UNDERGRADUATE

PROGRAM/CATEGORY	FRESHMAN		SOPHOMORE		JUNIOR		SENIOR		TOTALS		GRAND
	MEN	WOMEN	MEN	WOMEN	MEN	WOMEN	MEN	WOMEN	MEN	WOMEN	TOTAL
ACTING	4	14	3	6	3	3	6	2	16	25	41
ANTHROPOLOGY	0	6	4	5	7	9	3	4	14	24	38
APPLIED ECONOMICS	0	1	3	0	3	2	5	1	11	4	15
APPLIED PSYCHOLOGY	1	3	7	7	7	12	2	9	17	31	48
ART	0	0	2	2	3	2	0	1	5	5	10
ART (BA)	0	3	0	2	2	2	2	0	4	7	11
ART (BFA)	0	3	0	0	2	2	3	0	5	5	10
ART EDUCATION (TEACHING)	0	0	0	0	0	0	0	0	0	0	0
ART HISTORY	2	2	0	4	0	8	2	5	4	19	23
ART HIST/ARCH CONC	0	0	1	0	1	1	0	1	2	2	4
BIOCHEMISTRY	5	3	3	2	3	2	0	2	11	9	20
BIOCHEMISTRY (7-12)	0	0	0	0	0	0	0	0	0	0	0
BIOCHEMISTRY EDUCATION	0	0	0	0	0	0	0	0	0	0	0
BIOLOGY	17	23	8	17	13	25	15	17	53	82	135
BIOLOGY (7-12)	0	0	2	0	0	1	1	0	3	1	4
BIOLOGY (TEACHING)	2	1	2	1	2	2	0	0	6	4	10
BIOLOGY EDUCATION (7-12)	0	0	0	0	0	0	0	0	0	0	0
BIOLOGY/GEN SCIENCE (7-12)	0	0	0	0	0	0	0	0	0	0	0
CHEMISTRY	0	0	0	0	0	0	0	0	0	0	0
CHEMISTRY (7-12)	0	0	0	0	0	0	0	0	0	0	0
CHEMISTRY (BA)	2	3	2	1	0	0	0	1	4	5	9
CHEMISTRY (BS)	4	2	5	4	3	2	4	1	16	9	25
CHEMISTRY 3-2 ENGINEERING	0	0	0	0	0	0	0	0	0	0	0
CHEMISTRY BA (TEACHING)	0	1	0	0	0	1	0	0	0	2	2
CHEMISTRY BS (TEACHING)	0	0	0	0	0	0	0	0	0	0	0
CHEMISTRY EDUCATION	0	0	0	0	0	0	0	0	0	0	0
CHEMISTRY/GEN SCI (7-12)	0	0	0	0	0	0	0	0	0	0	0
COMPUTER INFO SCIENCE	0	0	0	0	0	0	0	0	0	0	0

COMPUTER INFO SYSTEMS	5	2	6	1	3	5	8	1	22	9	31
COMPUTER SCIENCE - B.A.	5	0	6	1	12	1	1	2	24	4	28
COMPUTER SCIENCE - B.S.	16	0	4	0	6	2	5	0	31	2	33
DRAMA (BA)	5	7	6	7	7	20	9	14	27	48	75
ECONOMICS	4	1	3	1	9	4	4	1	20	7	27
ENGLISH	12	28	9	25	8	26	13	15	42	94	136
ENGLISH (7-12)	0	0	0	1	0	1	0	3	0	5	5
ENGLISH (TEACHING)	5	8	4	4	0	9	0	3	9	24	33
ENGLISH EDUCATION	0	0	0	0	0	0	0	0	0	0	0
ENVIRONMENTAL STUDIES	2	5	5	1	4	3	5	2	16	11	27
EXPLORATORY	162	224	95	124	9	17	0	0	266	365	631
FRENCH	1	1	0	1	0	2	0	0	1	4	5
FRENCH (7-12)	0	0	0	0	0	0	0	0	0	0	0
FRENCH (TEACHING)	0	1	0	1	0	0	0	0	0	2	2
FRENCH EDUCATION	0	0	0	0	0	0	0	0	0	0	0
GERMAN	1	1	0	0	0	0	0	0	1	1	2
GERMAN (7-12)	0	0	0	0	0	0	0	0	0	0	0
GERMAN (TEACHING)	0	0	0	0	0	0	0	0	0	0	0
GERMAN EDUCATION	0	0	0	0	0	0	0	0	0	0	0
HISTORY	12	4	14	5	18	5	13	9	57	23	80
MATH - ECONOMICS (7-12)	0	0	0	0	0	0	0	0	0	0	0
MATH-COMP SCI (TEACHING)	1	0	0	0	0	0	0	0	1	0	1
MATH-PHYSICIS (7-12)	0	0	0	0	0	0	0	0	0	0	0
MATHEMATICS	7	1	4	2	1	5	5	6	17	14	31
MATHEMATICS (7-12)	0	0	0	0	1	1	0	1	1	2	3
MATHEMATICS (TEACHING)	3	1	3	5	3	4	1	2	10	12	22
MATHEMATICS EDUCATION	0	0	0	0	0	0	0	0	0	0	0
MATHEMATICS-COMP SCI 7-12	0	0	0	0	0	0	0	0	0	0	0
MATH-COMPUTER SCIENCE	0	1	3	0	0	0	3	2	6	3	9
MATHEMATICS/ECONOMICS	1	0	0	0	0	1	0	1	1	2	3
MATHEMATICS/PHYSICS	0	0	1	0	2	0	0	0	3	0	3
MUSICAL THEATER	5	7	3	8	9	5	4	9	21	29	50
PHILOSOPHY	4	1	3	1	6	0	2	0	15	2	17
PHILOSOPHY-RELIGION	0	0	2	1	1	0	0	3	3	4	7
PHYSICS	3	2	3	1	5	0	4	0	15	3	18
PHYSICS (7-12)	0	0	0	1	0	0	1	0	1	1	2
PHYSICS (TEACHING)	0	0	0	0	0	0	0	0	0	0	0
PHYSICS 3-2 ENGINEERING	0	0	0	0	0	0	0	0	0	0	0
PHYSICS EDUCATION	0	0	0	0	0	0	0	0	0	0	0
PHYSICS-COMP EDUCATION	0	0	0	0	0	0	0	0	0	0	0
PHYSICS-GENERAL SCIENCE	0	0	0	0	0	0	0	0	0	0	0
PLANNED STUDIES	0	0	0	0	0	0	0	0	0	0	0
PLANNED STUDIES (BA)	0	0	0	0	0	0	1	6	1	6	7
PLANNED STUDIES (BS)	0	0	0	0	0	1	1	2	1	3	4
POLITICS	8	11	17	10	16	15	12	15	53	51	104
PSYCHOLOGY	22	51	9	36	9	39	7	36	47	162	209
RELIGIOUS STUDIES	0	0	0	0	0	0	0	0	0	0	0
SOCIAL STUDIES	0	1	0	1	2	3	2	1	4	6	10
SOCIAL STUDIES (7-12)	0	0	0	0	0	0	1	0	1	0	1
SOCIAL STUDIES (TEACHING)	2	5	4	3	3	0	5	2	14	10	24
SOCIAL STUDIES EDUCATION	0	0	0	0	0	0	0	0	0	0	0
SOCIOLOGY	3	12	10	23	12	40	15	35	40	110	150
SPANISH	1	0	0	3	1	2	0	7	2	12	14
SPANISH (7-12)	0	0	0	0	0	0	0	1	0	1	1
SPANISH (TEACHING)	0	4	1	1	0	1	0	1	1	7	8
SPANISH EDUCATION	0	0	0	0	0	0	0	0	0	0	0
SPEECH COMMUNICATION	0	0	0	0	0	0	0	0	0	0	0

SPEECH COMMUNICATION (BA)	2	2	4	4	8	9	6	11	20	26	46
SPEECH COMMUNICATION (BS)	0	0	0	0	0	0	0	0	0	0	0
SPEECH COMM - GENERAL	0	0	1	0	0	1	0	0	1	1	2
SPEECH COMM EDUCATION	0	0	0	0	0	0	0	0	0	0	0
THEATER ARTS – BA DRAMA	0	0	0	0	0	0	0	0	0	0	0
THEATER ARTS MANAGEMENT	1	3	2	2	2	6	2	1	7	12	19
THEAT PROD ARTS-THEAT TECH	0	0	0	0	0	0	0	0	0	0	0
THEAT PROD ARTS DESIGN	0	0	0	0	0	0	0	0	0	0	0
THEATRICAL PRODUCTION ARTS	12	7	6	3	5	5	3	8	26	23	49
WRITING	13	25	13	27	17	23	14	16	57	91	148
SCHOOL TOTALS	355	481	283	355	228	330	190	260	1056	1426	2482
	836		638		558		450		2482		

HUMANITIES & SCIENCES - PART TIME UNDERGRADUATE

PROGRAM/CATEGORY	FRESHMAN		SOPHOMORE		JUNIOR		SENIOR		TOTALS		GRAND
	MEN	WOMEN	MEN	WOMEN	MEN	WOMEN	MEN	WOMEN	MEN	WOMEN	TOTAL
ACTING	0	0	0	0	0	0	0	0	0	0	0
ANTHROPOLOGY	0	0	0	0	0	0	1	1	1	1	2
APPLIED ECONOMICS	0	0	0	0	0	0	0	0	0	0	0
APPLIED PSYCHOLOGY	0	0	0	0	0	0	0	0	0	0	0
ART	0	0	0	0	0	0	0	0	0	0	0
ART (BA)	0	0	0	0	0	0	0	0	0	0	0
ART (BFA)	0	0	0	0	0	0	0	0	0	0	0
ART EDUCATION (TEACHING)	0	0	0	0	0	0	0	0	0	0	0
ART HISTORY	0	0	0	0	0	0	0	0	0	0	0
ART HIST/ARCH CONC	0	0	0	0	0	0	0	0	0	0	0
BIOCHEMISTRY	0	0	0	0	0	0	0	0	0	0	0
BIOCHEMISTRY (7-12)	0	0	0	0	0	0	0	0	0	0	0
BIOCHEMISTRY EDUCATION	0	0	0	0	0	0	0	0	0	0	0
BIOLOGY	0	0	0	0	0	0	0	0	0	0	0
BIOLOGY (7-12)	0	0	0	0	0	0	0	0	0	0	0
BIOLOGY (TEACHING)	0	0	0	0	0	0	0	0	0	0	0
BIOLOGY EDUCATION (7-12)	0	0	0	0	0	0	0	0	0	0	0
BIOLOGY/GEN SCIENCE (7-12)	0	0	0	0	0	0	0	0	0	0	0
CHEMISTRY	0	0	0	0	0	0	0	0	0	0	0
CHEMISTRY (7-12)	0	0	0	0	0	0	0	0	0	0	0
CHEMISTRY (BA)	0	0	0	0	0	0	0	0	0	0	0
CHEMISTRY (BS)	0	0	0	0	0	0	0	0	0	0	0
CHEMISTRY 3-2 ENGINEERING	0	0	0	0	0	0	0	0	0	0	0
CHEMISTRY BA (TEACHING)	0	0	0	0	0	0	0	0	0	0	0
CHEMISTRY BS (TEACHING)	0	0	0	0	0	0	0	0	0	0	0
CHEMISTRY EDUCATION	0	0	0	0	0	0	0	0	0	0	0
CHEMISTRY/GEN SCI (7-12)	0	0	0	0	0	0	0	0	0	0	0
COMPUTER INFO SCIENCE	0	0	0	0	0	0	0	0	0	0	0
COMPUTER INFO SYSTEMS	0	0	0	0	0	0	1	0	1	0	1
COMPUTER SCIENCE - B.A.	0	0	0	0	0	0	1	0	1	0	1
COMPUTER SCIENCE - B.S.	0	0	0	0	0	0	0	0	0	0	0
DRAMA (BA)	0	0	0	0	0	0	0	0	0	0	0
ECONOMICS	0	0	0	0	0	0	0	0	0	0	0
ENGLISH	0	0	0	0	0	1	0	0	0	1	1
ENGLISH (7-12)	0	0	0	0	0	0	0	0	0	0	0
ENGLISH (TEACHING)	0	0	0	0	0	0	0	0	0	0	0
ENGLISH EDUCATION	0	0	0	0	0	0	0	0	0	0	0
ENVIRONMENTAL STUDIES	0	0	0	0	0	0	1	0	1	0	1
EXPLORATORY	0	1	0	0	0	0	0	0	0	1	1
FRENCH	0	0	0	0	0	0	0	0	0	0	0
FRENCH (7-12)	0	0	0	0	0	0	0	0	0	0	0

FRENCH (TEACHING)	0	0	0	0	0	0	0	0	0	0	0
FRENCH EDUCATION	0	0	0	0	0	0	0	0	0	0	0
GERMAN	0	0	0	0	0	0	0	0	0	0	0
GERMAN (7-12)	0	0	0	0	0	0	0	0	0	0	0
GERMAN (TEACHING)	0	0	0	0	0	0	0	0	0	0	0
GERMAN EDUCATION	0	0	0	0	0	0	0	0	0	0	0
HISTORY	0	0	0	0	0	0	0	0	0	0	0
MATH - ECONOMICS (7-12)	0	0	0	0	0	0	0	0	0	0	0
MATH-COMP SCI (TEACHING)	0	0	0	0	0	0	0	0	0	0	0
MATH-PHYSICS (7-12)	0	0	0	0	0	0	0	0	0	0	0
MATHEMATICS	0	0	0	0	0	0	0	1	0	1	1
MATHEMATICS (7-12)	0	0	0	0	0	0	0	0	0	0	0
MATHEMATICS (TEACHING)	0	0	0	0	0	0	0	0	0	0	0
MATHEMATICS EDUCATION	0	0	0	0	0	0	0	0	0	0	0
MATHEMATICS-COMP SCI 7-12	0	0	0	0	0	0	0	0	0	0	0
MATH-COMPUTER SCIENCE	0	0	0	0	0	0	0	0	0	0	0
MATHEMATICS/ECONOMICS	0	0	0	0	0	0	0	0	0	0	0
MATHEMATICS/PHYSICS	0	0	0	0	0	0	0	0	0	0	0
MUSICAL THEATER	0	0	0	0	0	0	0	0	0	0	0
PHILOSOPHY	0	0	0	0	0	0	0	0	0	0	0
PHILOSOPHY-RELIGION	0	0	0	0	0	0	0	0	0	0	0
PHYSICS	0	0	0	0	0	0	0	0	0	0	0
PHYSICS (7-12)	0	0	0	0	0	0	0	0	0	0	0
PHYSICS (TEACHING)	0	0	0	0	0	0	0	0	0	0	0
PHYSICS 3-2 ENGINEERING	0	0	0	0	0	0	0	0	0	0	0
PHYSICS EDUCATION	0	0	0	0	0	0	0	0	0	0	0
PHYSICS-COMP EDUCATION	0	0	0	0	0	0	0	0	0	0	0
PHYSICS-GENERAL SCIENCE	0	0	0	0	0	0	0	0	0	0	0
PLANNED STUDIES	0	0	0	0	0	0	0	0	0	0	0
PLANNED STUDIES (BA)	0	0	0	0	0	0	0	0	0	0	0
PLANNED STUDIES (BS)	0	0	0	0	0	0	0	0	0	0	0
POLITICS	0	0	0	0	0	0	0	0	0	0	0
PSYCHOLOGY	0	0	0	0	0	0	1	0	1	0	1
RELIGIOUS STUDIES	0	0	0	1	0	0	0	0	0	1	1
SOCIAL STUDIES	0	0	0	0	0	0	0	0	0	0	0
SOCIAL STUDIES (7-12)	0	0	0	0	0	0	0	0	0	0	0
SOCIAL STUDIES (TEACHING)	0	0	0	0	0	0	0	0	0	0	0
SOCIAL STUDIES EDUCATION	0	0	0	0	0	0	0	0	0	0	0
SOCIOLOGY	0	0	0	0	0	1	1	0	1	1	2
SPANISH	0	0	0	0	0	0	1	0	1	0	1
SPANISH (7-12)	0	0	0	0	0	0	0	0	0	0	0
SPANISH (TEACHING)	0	0	0	0	0	0	0	0	0	0	0
SPANISH EDUCATION	0	0	0	0	0	0	0	0	0	0	0
SPEECH COMMUNICATION	0	0	0	0	0	0	0	0	0	0	0
SPEECH COMMUNICATION (BA)	0	0	0	0	0	0	0	0	0	0	0
SPEECH COMMUNICATION (BS)	0	0	0	0	0	0	0	0	0	0	0
SPEECH COMM - GENERAL	0	0	0	1	0	0	0	0	0	1	1
SPEECH COMM EDUCATION	0	0	0	0	0	0	0	0	0	0	0
THEATER ARTS – BA DRAMA	0	0	0	0	0	0	0	0	0	0	0
THEATER ARTS MANAGEMENT	0	0	0	0	0	0	0	0	0	0	0
THEAT PROD ARTS-THEAT TECH	0	0	0	0	0	0	0	0	0	0	0
THEAT PROD ARTS DESIGN	0	0	0	0	0	0	0	0	0	0	0
THEATRICAL PRODUCTION ARTS	0	0	0	0	0	0	0	0	0	0	0
WRITING	0	0	0	0	0	0	0	0	0	0	0
SCHOOL TOTALS	0	1	0	2	0	2	7	2	7	7	14
		1		2		2		9		7	14

## Enrollment by Standing – Minor

### HUMANITIES & SCIENCES - FULL TIME UNDERGRADUATE

PROGRAM/CATEGORY	FRESHMAN		SOPHOMORE		JUNIOR		SENIOR		TOTALS		GRAND
	MEN	WOMEN	MEN	WOMEN	MEN	WOMEN	MEN	WOMEN	MEN	WOMEN	TOTAL
ANTHROPOLOGY MINOR	0	0	1	2	3	7	3	5	7	14	21
ART HISTORY MINOR	1	0	0	3	1	8	4	9	6	20	26
ART MINOR	0	0	2	1	3	8	4	13	9	22	31
BIOLOGY MINOR	0	0	0	4	1	1	2	3	3	8	11
COMPARATIVE LIT MINOR	0	0	0	0	0	0	0	0	0	0	0
COMPUTER INFO SYST MINOR	0	0	0	0	2	1	0	0	2	1	3
COMPUTER INFO SCI MINOR	0	0	0	0	0	0	0	0	0	0	0
COMPUTING MINOR	0	0	1	1	2	1	3	0	6	2	8
DANCE MINOR	0	1	0	4	2	7	1	9	3	21	24
ECONOMICS MINOR	0	0	3	2	8	9	14	6	25	17	42
ENGLISH MINOR	0	0	3	0	6	9	13	9	22	18	40
ENVIRON STUDIES MINOR	0	0	0	2	2	2	1	2	3	6	9
FRENCH MINOR	0	0	1	5	0	8	2	8	3	21	24
GERMAN MINOR	0	0	0	1	1	3	0	6	1	10	11
HEALTH COMMUNIC MINOR	0	0	0	3	0	7	1	3	1	13	14
HISTORY MINOR	0	0	0	4	10	5	8	8	18	17	35
HONORS H&S	1	1	12	23	13	22	10	27	36	73	109
ITALIAN MINOR	0	0	0	0	1	5	1	3	2	8	10
JEWISH STUDIES MINOR	0	1	0	0	0	0	0	0	0	1	1
LATIN AMER STUDIES MINOR	0	0	0	0	0	0	1	0	1	0	1
MATHEMATICS MINOR	0	0	6	0	3	7	6	6	15	13	28
NEUROSCIENCE MINOR	0	0	0	0	0	0	0	0	0	0	0
PHILOSOPHY MINOR	0	0	1	1	5	2	4	1	10	4	14
PHYSICS MINOR	0	0	0	0	1	0	0	1	1	1	2
POLITICS MINOR	0	0	6	7	11	5	8	11	25	23	48
PSYCHOLOGY MINOR	0	0	3	7	2	14	7	33	12	54	66
RELIGIOUS STUDIES MINOR	0	0	0	1	0	3	2	2	2	6	8
SOCIAL WORK MINOR	0	0	0	0	0	0	0	3	0	3	3
SOCIOLOGY MINOR	0	0	1	6	7	22	8	15	16	43	59
SPANISH MINOR	0	0	1	6	6	15	5	20	12	41	53
SPEECH MINOR	0	0	1	4	2	11	4	17	7	32	39
THEATER MINOR	0	0	2	1	2	11	4	15	8	27	35
WEB PROGRAMMING MINOR	0	0	0	0	1	0	0	0	1	0	1
WOMEN'S STUDIES MINOR	0	1	0	3	0	3	0	7	0	14	14
WRITING MINOR	1	2	6	6	9	19	20	20	36	47	83
SCHOOL TOTALS	3	6	50	97	104	215	136	262	293	580	873
	9		147		319		398		873		

### HUMANITIES & SCIENCES - PART TIME UNDERGRADUATE

PROGRAM/CATEGORY	FRESHMAN		SOPHOMORE		JUNIOR		SENIOR		TOTALS		GRAND
	MEN	WOMEN	MEN	WOMEN	MEN	WOMEN	MEN	WOMEN	MEN	WOMEN	TOTAL
ANTHROPOLOGY MINOR	0	0	0	0	0	0	0	0	0	0	0
ART HISTORY MINOR	0	0	0	0	0	0	0	1	0	1	1
ART MINOR	0	0	0	0	0	0	0	0	0	0	0
BIOLOGY MINOR	0	0	0	0	0	0	0	0	0	0	0
COMPARATIVE LIT MINOR	0	0	0	0	0	0	0	0	0	0	0
COMPUTER INFO SYST MINOR	0	0	0	0	0	0	0	0	0	0	0
COMPUTER INFO SCI MINOR	0	0	0	0	0	0	0	0	0	0	0
COMPUTING MINOR	0	0	0	0	0	0	0	0	0	0	0
DANCE MINOR	0	0	0	0	0	0	0	0	0	0	0
ECONOMICS MINOR	0	0	0	0	0	0	0	0	0	0	0
ENGLISH MINOR	0	0	0	0	0	0	0	0	0	0	0
ENVIRON STUDIES MINOR	0	0	0	0	0	0	0	0	0	0	0
FRENCH MINOR	0	0	0	0	0	0	0	1	0	1	1

GERMAN MINOR	0	0	0	0	0	0	0	0	0	0	0	0
HEALTH COMMUNIC MINOR	0	0	0	0	0	0	0	0	0	0	0	0
HISTORY MINOR	0	0	0	0	0	0	0	0	0	0	0	0
HONORS H&S	0	0	0	0	0	0	0	0	0	0	0	0
ITALIAN MINOR	0	0	0	0	0	1	0	0	0	1	1	1
JEWISH STUDIES MINOR	0	0	0	0	0	0	0	0	0	0	0	0
LATIN AMER STUDIES MINOR	0	0	0	0	0	0	0	0	0	0	0	0
MATHEMATICS MINOR	0	0	0	0	0	0	0	0	0	0	0	0
NEUROSCIENCE MINOR	0	0	0	0	0	0	0	0	0	0	0	0
PHILOSOPHY MINOR	0	0	0	0	0	0	0	0	0	0	0	0
PHYSICS MINOR	0	0	0	0	0	0	0	0	0	0	0	0
POLITICS MINOR	0	0	0	0	0	0	0	0	0	0	0	0
PSYCHOLOGY MINOR	0	0	0	0	0	0	0	0	0	0	0	0
RELIGIOUS STUDIES MINOR	0	0	0	0	0	0	0	0	0	0	0	0
SOCIAL WORK MINOR	0	0	0	0	0	0	0	0	0	0	0	0
SOCIOLOGY MINOR	0	0	0	0	0	0	0	0	0	0	0	0
SPANISH MINOR	0	0	0	0	0	0	0	0	0	0	0	0
SPEECH MINOR	0	0	0	0	0	0	0	0	0	0	0	0
THEATER MINOR	0	0	0	0	0	0	0	0	0	0	0	0
WEB PROGRAMMING MINOR	0	0	0	0	0	0	0	0	0	0	0	0
WOMEN'S STUDIES MINOR	0	0	0	0	0	0	0	0	0	0	0	0
WRITING MINOR	0	0	0	0	0	0	0	2	0	2	2	2
SCHOOL TOTALS	0	0	0	0	0	1	0	4	0	5	5	5
	0		0		1		4		5		5	

## SCHOOL OF MUSIC UNDERGRADUATE ENROLLMENT

### Enrollment by Classification – Major

#### MUSIC - FULL-TIME UNDERGRADUATE

PROGRAM/CATEGORY	CONTINUING		TRANSFERS		READMITS		NEW MATRICS		TOTALS		GRAND TOTAL
	MALE	FEMALE	MALE	FEMALE	MALE	FEMALE	MALE	FEMALE	MALE	FEMALE	
COMPOSITION	6	2	0	0	0	0	4	1	10	3	13
JAZZ STUDIES	8	0	2	0	0	0	3	0	13	0	13
MUSIC (BA DEGREE)	0	0	0	0	0	0	0	0	0	0	0
MUSIC (BA)	4	1	1	0	0	0	1	0	6	1	7
MUSIC EDUCATION	3	6	0	0	0	0	0	0	3	6	9
MUSIC EDUCATION (TEACHING)	23	48	1	0	0	1	23	37	47	86	133
MUSIC EDUCATION GENERAL	0	0	0	0	0	0	0	0	0	0	0
MUSIC WITH OUTSIDE FIELD	9	12	0	1	0	0	2	2	11	15	26
PERFORMANCE	30	45	1	3	0	0	6	16	37	64	101
PERF/MUS ED (TEACHING)	24	47	2	1	0	0	12	13	38	61	99
PERFORMANCE/MUSIC EDUC	19	21	0	0	0	0	0	0	19	21	40
RECORDING	12	0	0	0	0	0	4	1	16	1	17
THEORY	2	0	0	0	0	0	0	0	2	0	2
UNDECLARED MUSIC	3	1	1	1	0	0	0	8	4	10	14
SCHOOL TOTALS	143	183	8	6	0	1	55	78	206	268	474
	3326		14		1		133		474		

#### MUSIC - PART-TIME UNDERGRADUATE

PROGRAM/CATEGORY	CONTINUING		TRANSFERS		READMITS		NEW MATRICS		TOTALS		GRAND TOTAL
	MALE	FEMALE	MALE	FEMALE	MALE	FEMALE	MALE	FEMALE	MALE	FEMALE	
COMPOSITION	0	0	0	0	0	0	0	0	0	0	0
JAZZ STUDIES	1	0	0	0	0	0	0	0	1	0	1
MUSIC (BA DEGREE)	0	0	0	0	0	0	0	0	0	0	0
MUSIC (BA)	0	0	0	0	0	0	0	0	0	0	0
MUSIC EDUCATION	0	2	0	0	0	0	0	0	0	2	2

MUSIC EDUCATION (TEACHING)	0	0	0	0	0	0	0	0	0	0	0
MUSIC EDUCATION GENERAL	0	0	0	0	0	0	0	0	0	0	0
MUSIC WITH OUTSIDE FIELD	0	0	0	0	0	0	0	0	0	0	0
PERFORMANCE	0	1	0	0	0	0	0	0	0	1	1
PERF/MUS ED (TEACHING)	0	0	0	0	0	0	0	0	0	0	0
PERFORMANCE/MUSIC EDUC	2	1	0	0	0	0	0	0	2	1	3
RECORDING	0	0	0	0	0	0	0	0	0	0	0
THEORY	0	0	0	0	0	0	0	0	0	0	0
UNDECLARED MUSIC	0	0	0	0	0	0	0	0	0	0	0
SCHOOL TOTALS	3	4	0	0	0	0	0	0	3	4	7
	7		0		0		0		7		

### Enrollment by Classification – Minor

#### MUSIC - FULL TIME UNDERGRADUATE

PROGRAM/CATEGORY	CONTINUING		TRANSFER		READMIT		NEW MATRIC		TOTAL		GRAND
	MALE	FEMALE	MALE	FEMALE	MALE	FEMALE	MALE	FEMALE	MALE	FEMALE	TOTAL
MUSIC MINOR	12	25	0	0	0	0	1	2	13	27	40
SCHOOL TOTALS	12	25	0	0	0	0	1	2	13	27	40
	37		0		0		3		40		

#### MUSIC - PART TIME UNDERGRADUATE

PROGRAM/CATEGORY	CONTINUING		TRANSFER		READMIT		NEW MATRIC		TOTAL		GRAND
	MALE	FEMALE	MALE	FEMALE	MALE	FEMALE	MALE	FEMALE	MALE	FEMALE	TOTAL
MUSIC MINOR	1	0	0	0	0	0	0	0	1	0	1
SCHOOL TOTALS	1	0	0	0	0	0	0	0	1	0	1
	1		0		0		0		1		

### Enrollment by Standing – Major

#### MUSIC - FULL TIME UNDERGRADUATE

PROGRAM/CATEGORY	FRESHMAN		SOPHOMORE		JUNIOR		SENIOR		TOTALS		GRAND
	MEN	WOMEN	MEN	WOMEN	MEN	WOMEN	MEN	WOMEN	MEN	WOMEN	TOTAL
COMPOSITION	4	1	2	1	2	0	2	1	10	3	13
JAZZ STUDIES	4	0	2	0	4	0	3	0	13	0	13
MUSIC (BA DEGREE)	0	0	0	0	0	0	0	0	0	0	0
MUSIC (BA)	1	0	0	0	3	1	2	0	6	1	7
MUSIC COMPOSITION	0	0	0	0	0	0	0	0	0	0	0
MUSIC EDUCATION	0	0	0	2	0	2	3	2	3	6	9
MUSIC EDUCATION (TEACHING)	23	36	6	23	7	15	11	12	47	86	133
MUSIC EDUCATION GENERAL	0	0	0	0	0	0	0	0	0	0	0
MUSIC THEORY	0	0	0	0	0	0	0	0	0	0	0
MUSIC WITH OUTSIDE FIELD	2	2	1	2	6	8	2	3	11	15	26
PERFORMANCE	6	14	10	17	10	13	11	20	37	64	101
PERFORMANCE MUSIC	0	0	0	0	0	0	0	0	0	0	0
PERF/MUS ED (TEACHING)	11	14	10	17	12	11	5	19	38	61	99
PERFORMANCE/MUSIC EDUC	0	0	0	0	3	3	16	18	19	21	40
RECORDING	4	1	4	0	4	0	4	0	16	1	17
THEORY	0	0	1	0	0	0	1	0	2	0	2
UNDECLARED MUSIC	0	8	4	1	0	1	0	0	4	10	14
SCHOOL TOTALS	55	76	40	63	51	54	60	75	206	268	474
	131		103		105		135		474		

#### MUSIC - PART TIME UNDERGRADUATE

PROGRAM/CATEGORY	FRESHMAN		SOPHOMORE		JUNIOR		SENIOR		TOTALS		GRAND
	MEN	WOMEN	MEN	WOMEN	MEN	WOMEN	MEN	WOMEN	MEN	WOMEN	TOTAL
COMPOSITION	0	0	0	0	0	0	0	0	0	0	0
JAZZ STUDIES	0	0	0	0	0	0	1	0	1	0	1
MUSIC (BA DEGREE)	0	0	0	0	0	0	0	0	0	0	0
MUSIC (BA)	0	0	0	0	0	0	0	0	0	0	0
MUSIC COMPOSITION	0	0	0	0	0	0	0	0	0	0	0

MUSIC EDUCATION	0	0	0	0	0	0	0	2	0	2	2
MUSIC EDUCATION (TEACHING)	0	0	0	0	0	0	0	0	0	0	0
MUSIC EDUCATION GENERAL	0	0	0	0	0	0	0	0	0	0	0
MUSIC THEORY	0	0	0	0	0	0	0	0	0	0	0
MUSIC WITH OUTSIDE FIELD	0	0	0	0	0	0	0	0	0	0	0
PERFORMANCE	0	0	0	0	0	0	0	1	0	1	1
PERFORMANCE MUSIC	0	0	0	0	0	0	0	0	0	0	0
PERF/MUS ED (TEACHING)	0	0	0	0	0	0	0	0	0	0	0
PERFORMANCE/MUSIC EDUC	0	0	0	0	0	0	2	1	2	1	3
RECORDING	0	0	0	0	0	0	0	0	0	0	0
THEORY	0	0	0	0	0	0	0	0	0	0	0
UNDECLARED MUSIC	0	0	0	0	0	0	0	0	0	0	0
SCHOOL TOTALS	0	0	0	0	0	0	3	4	3	4	7
	0		0		0		7		7		

### Enrollment by Standing – Minor

#### MUSIC - FULL TIME UNDERGRADUATE

PROGRAM/CATEGORY	FRESHMAN		SOPHOMORE		JUNIOR		SENIOR		TOTALS		GRAND
	MEN	WOMEN	MEN	WOMEN	MEN	WOMEN	MEN	WOMEN	MEN	WOMEN	TOTAL
MUSIC MINOR	1	2	5	8	2	7	5	10	13	27	40
SCHOOL TOTALS	1	2	5	8	2	7	5	10	13	27	40
	3		13		9		15		40		

#### MUSIC - PART TIME UNDERGRADUATE

PROGRAM/CATEGORY	FRESHMAN		SOPHOMORE		JUNIOR		SENIOR		TOTALS		GRAND
	MEN	WOMEN	MEN	WOMEN	MEN	WOMEN	MEN	WOMEN	MEN	WOMEN	TOTAL
MUSIC MINOR	0	0	0	0	0	0	1	0	1	0	1
SCHOOL TOTALS	0	0	0	0	0	0	1	0	1	0	1
	0		0		0		1		1		

## CONTINUING EDUCATION ENROLLMENT

### Enrollment by Classification

#### CONTINUING EDUCATION - FULL TIME UNDERGRADUATE

PROGRAM/CATEGORY	CONTINUING		TRANSFERS		READMITS		NEW MATRICS		TOTALS		GRAND
	MALE	FEMALE	MALE	FEMALE	MALE	FEMALE	MALE	FEMALE	MALE	FEMALE	TOTAL
EXTRAMURAL-ITHACA COLLEGE	2	0	0	0	0	0	5	5	7	5	12
EXTRAMURAL-LOS ANGELES	0	0	0	0	0	0	0	0	0	0	0
SCHOOL TOTALS	2	0	0	0	0	0	5	5	7	5	12
	2		0		0		10		12		

### Enrollment by Classification

#### CONTINUING EDUCATION - PART TIME UNDERGRADUATE

PROGRAM/CATEGORY	CONTINUING		TRANSFERS		READMITS		NEW MATRICS		TOTALS		GRAND
	MALE	FEMALE	MALE	FEMALE	MALE	FEMALE	MALE	FEMALE	MALE	FEMALE	TOTAL
EXTRAMURAL-ITHACA COLLEGE	13	21	7	19	0	0	12	13	32	53	85
EXTRAMURAL-LOS ANGELES	0	0	0	0	0	0	0	0	0	0	0
SCHOOL TOTALS	13	21	7	19	0	0	12	13	32	53	85
	34		26		0		25		85		

### Enrollment by Standing

#### CONTINUING EDUCATION - FULL TIME UNDERGRADUATE

PROGRAM/CATEGORY	FRESHMAN		SOPHOMORE		JUNIOR		SENIOR		TOTALS		GRAND
	MEN	WOMEN	MEN	WOMEN	MEN	WOMEN	MEN	WOMEN	MEN	WOMEN	TOTAL
EXTRAMURAL-ITHACA COLLEGE	7	5	0	0	0	0	0	0	7	5	12
EXTRAMURAL-LOS ANGELES	0	0	0	0	0	0	0	0	0	0	0
SCHOOL TOTALS	7	5	0	0	0	0	0	0	7	5	12
	12		0		0		0		12		

## Enrollment by Standing

### CONTINUING EDUCATION - PART TIME UNDERGRADUATE

PROGRAM/CATEGORY	FRESHMAN		SOPHOMORE		JUNIOR		SENIOR		TOTALS		GRAND
	MEN	WOMEN	MEN	WOMEN	MEN	WOMEN	MEN	WOMEN	MEN	WOMEN	TOTAL
EXTRAMURAL-ITHACA COLLEGE	30	50	0	2	0	1	2	0	32	53	85
EXTRAMURAL-LOS ANGELES	0	0	0	0	0	0	0	0	0	0	0
SCHOOL TOTALS	30	50	0	2	0	1	2	0	32	53	85
	80		2		1		2		85		

## INTERNATIONAL PROGRAMS ENROLLMENT

### Enrollment by Classification

#### INTERNATIONAL PROGRAMS - FULL TIME UNDERGRADUATE

PROGRAM/CATEGORY	CONTINUING		TRANSFERS		READMITS		NEW MATRICS		TOTALS		GRAND
	MALE	FEMALE	MALE	FEMALE	MALE	FEMALE	MALE	FEMALE	MALE	FEMALE	TOTAL
EXTRAMURAL-EXCHANGE	3	0	0	0	0	0	0	0	3	0	3
EXTRAMURAL-FOREIGN	0	0	0	0	0	0	0	0	0	0	0
EXTRAMURAL-LONDON	0	0	0	0	0	0	0	0	0	0	0
SCHOOL TOTALS	3	0	0	0	0	0	0	0	3	0	3
	3		0		0		0		3		

### Enrollment by Classification

#### INTERNATIONAL PROGRAMS - PART TIME UNDERGRADUATE

PROGRAM/CATEGORY	CONTINUING		TRANSFERS		READMITS		NEW MATRICS		TOTALS		GRAND
	MALE	FEMALE	MALE	FEMALE	MALE	FEMALE	MALE	FEMALE	MALE	FEMALE	TOTAL
EXTRAMURAL-EXCHANGE	0	0	0	0	0	0	0	0	0	0	0
EXTRAMURAL-FOREIGN	0	0	0	0	0	0	0	0	0	0	0
EXTRAMURAL-LONDON	0	0	0	0	0	0	0	0	0	0	0
SCHOOL TOTALS	0	0	0	0	0	0	0	0	0	0	0
	0		0		0		0		0		

## Enrollment by Standing

### INTERNATIONAL PROGRAMS - FULL TIME UNDERGRADUATE

PROGRAM/CATEGORY	FRESHMAN		SOPHOMORE		JUNIOR		SENIOR		TOTALS		GRAND
	MEN	WOMEN	MEN	WOMEN	MEN	WOMEN	MEN	WOMEN	MEN	WOMEN	TOTAL
EXTRAMURAL-EXCHANGE	3	0	0	0	0	0	0	0	3	0	3
EXTRAMURAL-FOREIGN	0	0	0	0	0	0	0	0	0	0	0
EXTRAMURAL-LONDON	0	0	0	0	0	0	0	0	0	0	0
SCHOOL TOTALS	3	0	0	0	0	0	0	0	3	0	3
	3		0		0		0		3		

## Enrollment by Standing

### INTERNATIONAL PROGRAMS - PART TIME UNDERGRADUATE

PROGRAM/CATEGORY	FRESHMAN		SOPHOMORE		JUNIOR		SENIOR		TOTALS		GRAND
	MEN	WOMEN	MEN	WOMEN	MEN	WOMEN	MEN	WOMEN	MEN	WOMEN	TOTAL
EXTRAMURAL-EXCHANGE	0	0	0	0	0	0	0	0	0	0	0
EXTRAMURAL-FOREIGN	0	0	0	0	0	0	0	0	0	0	0
EXTRAMURAL-LONDON	0	0	0	0	0	0	0	0	0	0	0
SCHOOL TOTALS	0	0	0	0	0	0	0	0	0	0	0
	0		0		0		0		0		

## DIVISION OF GRADUATE STUDIES

### School Summary

FULL TIME GRADUATE SCHOOL/CATEGORY	CONTINUING		NEW MATRICS		TRANSFERS		TOTALS		GRAND
	MEN	WOMEN	MEN	WOMEN	MEN	WOMEN	MEN	WOMEN	TOTAL
FULL TIME GRADUATE									
BUSINESS	3	0	4	7	0	0	7	7	14
COMMUNICATIONS	6	8	5	7	0	0	11	15	26
HLTH SCIENCES & HUMAN PERFR	5	41	25	75	0	0	30	116	146
MUSIC	9	9	6	8	0	0	15	17	32
<b>SCHOOL TOTALS</b>	23	58	40	97	0	0	63	155	218
	<b>81</b>		<b>137</b>		<b>0</b>		<b>218</b>		
<b>PART TIME GRADUATE</b>									
BUSINESS	4	1	0	0	0	0	4	1	5
COMMUNICATIONS	2	0	0	0	0	0	2	0	2
HLTH SCIENCES & HUMAN PERFR	3	1	0	0	0	0	3	1	4
MUSIC	2	0	0	0	0	0	2	0	2
<b>SCHOOL TOTALS</b>	11	2	0	0	0	0	11	2	13
	<b>13</b>		<b>0</b>		<b>0</b>		<b>13</b>		

### Enrollment by Classification – Major

#### BUSINESS - FULL TIME GRADUATE

PROGRAM/CATEGORY	CONTINUING		NEW MATRICS		TRANSFERS		TOTALS		GRAND
	MALE	FEMALE	MALE	FEMALE	MALE	FEMALE	MALE	FEMALE	TOTAL
BUSINESS (MBA)	3	0	4	7	0	0	7	7	14
<b>SCHOOL TOTALS</b>	3	0	4	7	0	0	7	7	14
	3		11		0		14		

#### COMMUNICATIONS - FULL TIME GRADUATE

PROGRAM/CATEGORY	CONTINUING		NEW MATRICS		TRANSFERS		TOTALS		GRAND
	MALE	FEMALE	MALE	FEMALE	MALE	FEMALE	MALE	FEMALE	TOTAL
COMMUNICATIONS (MS)	6	8	5	7	0	0	11	15	26
<b>SCHOOL TOTALS</b>	6	8	5	7	0	0	11	15	26
	14		12		0		26		

#### HLTH SCIENCES & HUMAN PERFRMCE - FULL TIME GRADUATE

PROGRAM/CATEGORY	CONTINUING		NEW MATRICS		TRANSFERS		TOTALS		GRAND
	MALE	FEMALE	MALE	FEMALE	MALE	FEMALE	MALE	FEMALE	TOTAL
AUDIOLOGY (MS)	0	0	0	0	0	0	0	0	0
CLIN SCI/PHYS THER (MS)	2	2	17	52	0	0	19	54	73
EXERCISE & SPORT SCI (MS)	3	3	8	14	0	0	11	17	28
OCCUP SCI/OCC THER (MS)	0	18	0	0	0	0	0	18	18
SPEECH-LANGU PATH (MS)	0	17	0	9	0	0	0	26	26
TCH SPCH & HEARING (MS)	0	1	0	0	0	0	0	1	1
<b>SCHOOL TOTALS</b>	5	41	25	75	0	0	30	116	146
	46		100		0		146		

#### MUSIC - FULL TIME GRADUATE

PROGRAM/CATEGORY	CONTINUING		NEW MATRICS		TRANSFERS		TOTALS		GRAND
	MALE	FEMALE	MALE	FEMALE	MALE	FEMALE	MALE	FEMALE	TOTAL
BRASSES (MM)	0	0	0	0	0	0	0	0	0
COMPOSITION (MM)	1	0	1	0	0	0	2	0	2
CONDUCTING (MM)	1	1	0	2	0	0	1	3	4
MUSIC EDUCATION (MM)	2	3	1	3	0	0	3	6	9
MUSIC EDUCATION (MS)	0	0	0	0	0	0	0	0	0
PERFORMANCE (MM)	5	5	4	3	0	0	9	8	17
STRINGS (MM)	0	0	0	0	0	0	0	0	0

SUZUKI PEDAGOGY (MM)	0	0	0	0	0	0	0	0	0
THEORY (MM)	0	0	0	0	0	0	0	0	0
WOODWINDS (MM)	0	0	0	0	0	0	0	0	0
SCHOOL TOTALS	9	9	6	8	0	0	15	17	32
	18		14		0		32		

**BUSINESS - PART TIME GRADUATE**

PROGRAM/CATEGORY	CONTINUING		NEW MATRICS		TRANSFERS		TOTALS		GRAND
	MALE	FEMALE	MALE	FEMALE	MALE	FEMALE	MALE	FEMALE	TOTAL
BUSINESS (MBA)	4	1	0	0	0	0	4	1	5
SCHOOL TOTALS	4	1	0	0	0	0	4	1	5
	5		0		0		5		

**COMMUNICATIONS - PART TIME GRADUATE**

PROGRAM/CATEGORY	CONTINUING		NEW MATRICS		TRANSFERS		TOTALS		GRAND
	MALE	FEMALE	MALE	FEMALE	MALE	FEMALE	MALE	FEMALE	TOTAL
COMMUNICATIONS (MS)	2	0	0	0	0	0	2	0	2
SCHOOL TOTALS	2	0	0	0	0	0	2	0	2
	2		0		0		2		

**HLTH SCIENCES & HUMAN PERFORMCE - PART TIME GRADUATE**

PROGRAM/CATEGORY	CONTINUING		NEW MATRICS		TRANSFERS		TOTALS		GRAND
	MALE	FEMALE	MALE	FEMALE	MALE	FEMALE	MALE	FEMALE	TOTAL
AUDIOLOGY (MS)	0	0	0	0	0	0	0	0	0
CLIN SCI/PHYS THER (MS)	0	0	0	0	0	0	0	0	0
EXERCISE & SPORT SCI (MS)	3	0	0	0	0	0	3	0	3
OCCUP SCI/OCC THER (MS)	0	0	0	0	0	0	0	0	0
SPEECH-LANGU PATH (MS)	0	1	0	0	0	0	0	1	1
TCH SPCH & HEARING (MS)	0	0	0	0	0	0	0	0	0
SCHOOL TOTALS	3	1	0	0	0	0	3	1	4
	4		0		0		4		

**MUSIC - PART TIME GRADUATE**

PROGRAM/CATEGORY	CONTINUING		1		TRANSFERS		TOTALS		GRAND
	MALE	FEMALE	MALE	FEMALE	MALE	FEMALE	MALE	FEMALE	TOTAL
BRASSES (MM)	0	0	0	0	0	0	0	0	0
COMPOSITION (MM)	0	0	0	0	0	0	0	0	0
CONDUCTING (MM)	0	0	0	0	0	0	0	0	0
MUSIC EDUCATION (MM)	2	0	0	0	0	0	2	0	2
MUSIC EDUCATION (MS)	0	0	0	0	0	0	0	0	0
PERFORMANCE (MM)	0	0	0	0	0	0	0	0	0
STRINGS (MM)	0	0	0	0	0	0	0	0	0
SUZUKI PEDAGOGY (MM)	0	0	0	0	0	0	0	0	0
THEORY (MM)	0	0	0	0	0	0	0	0	0
WOODWINDS (MM)	0	0	0	0	0	0	0	0	0
SCHOOL TOTALS	2	0	0	0	0	0	2	0	2
	2		0		0		2		

## OPENING ENROLLMENT GLOSSARY

**Degree Credit:** Students enrolled in courses for credit that are recognized by Ithaca College as seeking a degree.

**Full-time Undergraduate:** A student enrolled at the undergraduate level for 12 or more credits.

**Affiliate:** A system whereby students at Ithaca College enroll at another college in which Ithaca College has an affiliation agreement (domestic and international) and are guaranteed appropriate academic credit for their study. Grades received are calculated into their GPA and for all purposes are considered to be enrolled at Ithaca College.

**Ex-Mu:** A student enrolled on a course-by-course basis without being admitted (matriculated) into a degree or certificate program.

**FTE:** Full-time equivalent for undergraduate students is the sum of credit hours attempted divided by 15. Full-time equivalent for graduate students is the sum of credit hours attempted divided by 12.

**Full-time graduate:** A student enrolled at the graduate level for 9 or more credits.

**New Matrics:** A student attending Ithaca College for the first time at the level enrolled (Undergraduate, Graduate, Ex-Mu)

**Non-degree:** A student attending Ithaca College with enrollment in courses for credit but not seeking a degree or certificate.

**Freshman:** A student enrolled in an undergraduate degree program who has completed between 0 and 29.9 credits from all sources.

**Sophomore:** A student enrolled in an undergraduate degree program who has completed between 30 and 59.9 credits from all sources.

**Junior:** A student enrolled in an undergraduate degree program who has completed between 60 and 89.9 credits from all sources.

**Senior:** A student enrolled in an undergraduate degree program who has completed at least 90.0 credits from all sources.

**Note:** Students with more than one declared major or minor are reflected in the majors and minors breakdown. The headcount is an unduplicated number.