

ITHACA COLLEGE

OFFICIAL OPENING ENROLLMENT

FALL 2004

September 20, 2004

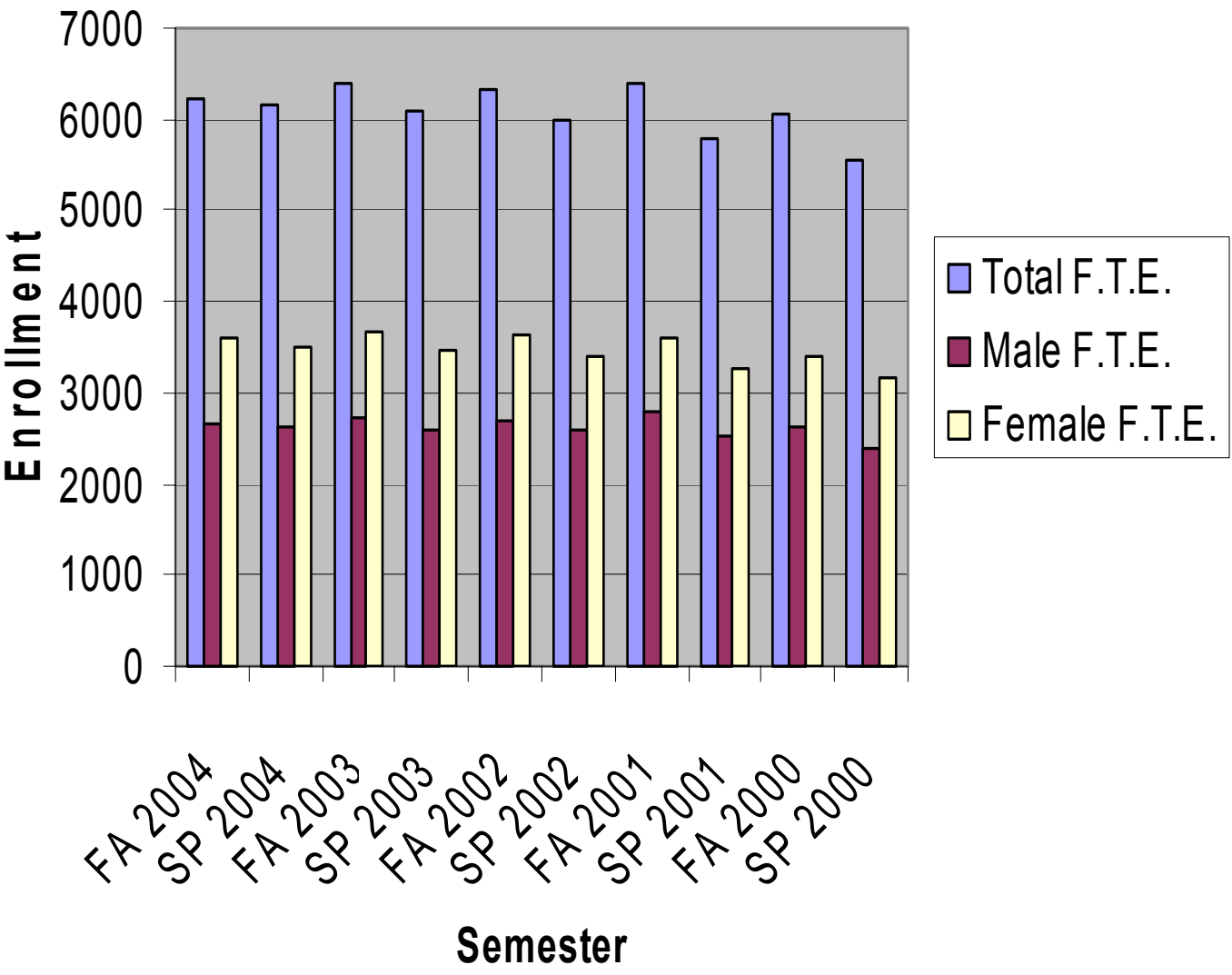


CONTENTS:	Page
College Summary	1
Undergraduate Summary	3
School of Business	5
Park School of Communications	7
Division of Interdisciplinary & Int'l Studies	9
School of Health Sciences & Human Performance	11
School of Humanities & Sciences	15
School of Music	22
Continuing Education	24
International Programs	25
Division of Graduate Studies	27
Opening Enrollment Glossary	29

COLLEGE SUMMARY – Fall 2004

CLASSIFICATION		CAMPUS	MALE HEAD COUNT	MALE F.T.E. EQUIV.	FEMALE HEAD COUNT	FEMALE F.T.E. EQUIV.	TOTAL HEAD COUNT	TOTAL F.T.E. EQUIV.
UNDERGRADUATE								
DEGREE CREDIT								
FULL TIME								
		Ithaca College	2496	2496.0	3265	3265.0	5761	5761.0
		Los Angeles	29	29.0	30	30.0	59	59.0
		London	16	16.0	30	30.0	46	46.0
		Washington	6	6.0	8	8.0	14	14.0
		Affiliate	12	12.0	47	47.0	59	59.0
FULL TIME DEGREE CR TOTAL			2559	2559.0	3380	3380.0	5939	5939.0
PART TIME								
		Ithaca College	30	15.5	35	16.9	65	32.4
		Los Angeles	0	0.0	1	0.8	1	0.8
PART TIME DEGREE CR TOTAL			30	15.5	36	17.6	66	33.2
DEGREE CREDIT TOTAL			2589	2574.5	3416	3397.6	6005	5972.2
NON DEGREE CREDIT (INCL CONT ED)								
FULL TIME								
		Ithaca College	8	8.0	15	15.0	23	23.0
		Los Angeles	0	0.0	3	3.0	3	3.0
		Walkabout Down Under	1	1.0	0	0.0	1	1.0
FULL TIME NON DEGREE TOTAL			9	9.0	18	18.0	27	27.0
PART TIME								
		Cornell Exchange	4	1.0	13	3.7	17	4.7
		Ithaca College	15	3.8	41	10.3	56	14.1
		London	0	0.0	1	0.8	1	0.8
		Wells Exchange	0	0.0	1	0.3	1	0.3
PART TIME NON DEGREE TOTAL			19	4.8	56	15.0	75	19.8
NON-DEGREE TOTAL			28	13.8	74	33.0	102	46.8
UNDERGRADUATE TOTAL			2617	2588.4	3490	3430.6	6107	6019.0
GRADUATE STUDIES AND CONT EDUC								
GRADUATE STUDIES								
FULL TIME			56	56.0	155	155.0	211	211.0
PART TIME			6	3.7	7	4.0	13	7.7
GRADUATE TOTAL			62	59.7	162	159.0	224	218.7
EXMU (GRAD)								
FULL TIME			0	0.0	1	1.0	1	1.0
PART TIME			0	0.0	5	1.9	5	1.9
EXMU TOTAL			0	0.0	6	2.9	6	2.9
GRADUATE AND CONT EDUC TOTAL			62	59.7	168	161.9	230	221.6
ITHACA COLLEGE ENROLLMENT:			2679	2648.1	3658	3592.5	6337	6240.6

Total Full Time Equivalent 5-Year Trend Analysis



UNDERGRADUATE SUMMARY

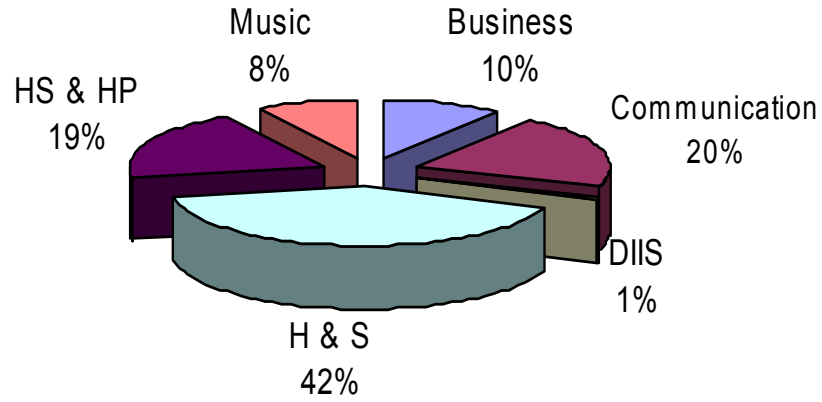
Total Matriculated Undergraduate Enrollment by Classification

SCHOOL/CATEGORY	CONTINUING		TRANSFERS		READMITS		NEW MATRICS		TOTALS		GRAND
	MALE	FEMALE	MALE	FEMALE	MALE	FEMALE	MALE	FEMALE	MALE	FEMALE	TOTAL
FULL TIME UNDERGRADUATE											
BUSINESS	285	167	12	5	1	1	70	48	368	221	589
COMMUNICATIONS	401	530	12	12	1	1	115	142	529	685	1214
INTERDISCIPLINARY & INT'L STUDIES	6	33	0	1	0	0	0	0	6	34	40
HUMANITIES & SCIENCES	701	978	34	30	5	6	289	402	1029	1416	2445
HLTH SCIENCES & HUMAN PERFRMCE	305	566	9	12	1	2	86	169	401	749	1150
MUSIC	152	199	4	4	2	1	68	71	226	275	501
SCHOOL TOTALS	1850	2473	71	64	10	11	628	832	2559	3380	5939
	4323		135		21		1460		5939		
PART TIME UNDERGRADUATE											
BUSINESS	5	5	0	0	0	0	0	0	5	5	10
COMMUNICATIONS	5	5	0	0	0	0	0	0	5	5	10
INTERDISCIPLINARY & INT'L STUDIES	1	1	0	0	0	0	0	0	1	1	2
HUMANITIES & SCIENCES	8	13	0	0	0	1	0	0	8	14	22
HLTH SCIENCES & HUMAN PERFRMCE	6	10	0	1	0	1	0	0	6	12	18
MUSIC	5	0	0	0	0	0	0	0	5	0	5
SCHOOL TOTALS	30	34	0	1	0	2	0	0	30	37	67
	64		1		2		0		67		

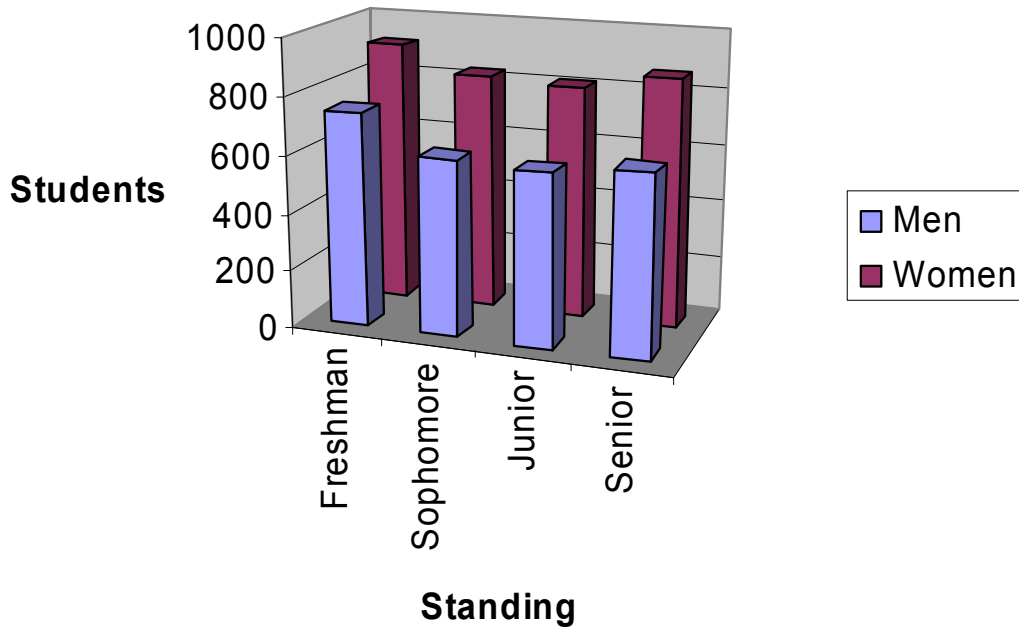
Total Matriculated Undergraduate Enrollment by Standing

FULL TIME UNDERGRADUATE											
SCHOOL/CATEGORY	FRESHMAN		SOPHOMORE		JUNIOR		SENIOR		TOTALS		GRAND
	MEN	WOMEN	MEN	WOMEN	MEN	WOMEN	MEN	WOMEN	MEN	WOMEN	TOTALS
BUSINESS	94	56	95	56	93	51	86	58	368	221	589
COMMUNICATIONS	124	144	127	153	134	200	144	188	529	685	1214
INTERDISCIPLINARY & INT'L STUDIES	0	2	1	11	5	16	0	5	6	34	40
HUMANITIES & SCIENCES	354	467	254	369	226	288	195	292	1029	1416	2445
HLTH SCIENCES & HUMAN PERFRMCE	103	178	84	165	102	186	112	220	401	749	1150
MUSIC	71	69	51	70	39	61	65	75	226	275	501
SCHOOL TOTALS	746	916	612	824	599	802	602	838	2559	3380	5939
	1662		1436		1401		1440		5939		
PART TIME UNDERGRADUATE											
BUSINESS	0	0	0	0	1	2	4	3	5	5	10
COMMUNICATIONS	0	0	1	0	0	1	4	4	5	5	10
INTERDISCIPLINARY & INT'L STUDIES	0	1	0	0	0	0	1	0	1	1	2
HUMANITIES & SCIENCES	0	1	0	1	0	4	8	8	8	14	22
HLTH SCIENCES & HUMAN PERFRMCE	0	0	0	1	0	0	6	11	6	12	18
MUSIC	0	0	0	0	0	0	5	0	5	0	5
SCHOOL TOTALS	0	2	1	2	1	7	28	26	30	37	67
	2		3		8		54		67		

Fall 2004 Undergraduate Enrollment by School



Fall 2004 Total Undergraduate Enrollment By Standing



SCHOOL OF BUSINESS UNDERGRADUATE ENROLLMENT

Enrollment by Classification – Major

BUSINESS - FULL-TIME UNDERGRADUATE ENROLLMENT

PROGRAM/CATEGORY	CONTINUING		TRANSFERS		READMITS		NEW MATRICS		TOTALS		GRAND
	MALE	FEMALE	MALE	FEMALE	MALE	FEMALE	MALE	FEMALE	MALE	FEMALE	TOTAL
ACCOUNTING	25	30	2	0	0	0	6	2	33	32	65
BUSINESS ADMINISTRATION	260	137	10	5	1	1	64	46	335	189	524
INT'L BUS CERT PROG	0	0	0	0	0	0	0	0	0	0	0
SCHOOL TOTALS	285	167	12	5	1	1	70	48	368	221	589
	452		17		2		118		589		

BUSINESS - PART-TIME UNDERGRADUATE ENROLLMENT

PROGRAM/CATEGORY	CONTINUING		TRANSFERS		READMITS		NEW MATRICS		TOTALS		GRAND
	MALE	FEMALE	MALE	FEMALE	MALE	FEMALE	MALE	FEMALE	MALE	FEMALE	TOTAL
ACCOUNTING	0	2	0	0	0	0	0	0	0	2	2
BUSINESS ADMINISTRATION	5	3	0	0	0	0	0	0	5	3	8
INTERNATIONAL BUS CERT PROG	0	0	0	0	0	0	0	0	0	0	0
SCHOOL TOTALS	5	5	0	0	0	0	0	0	5	5	10
	10		0		0		0		10		

Enrollment by Classification – Minor

BUSINESS - FULL TIME UNDERGRADUATE

PROGRAM/CATEGORY	CONTINUING		TRANSFERS		READMITS		NEW MATRIC		TOTALS		GRAND
	MALE	FEMALE	MALE	FEMALE	MALE	FEMALE	MALE	FEMALE	MALE	FEMALE	TOTAL
BUSINESS - FULL TIME UNDERGRADUATE											
FINANCE MINOR	11	8	0	0	0	0	0	0	11	8	19
GENERAL BUSINESS MINOR	17	22	0	0	0	0	0	0	17	22	39
INTERNTL BUS STUDIES MINOR	0	4	0	0	0	0	0	0	0	4	4
MANAGEMENT MINOR	0	2	0	0	0	0	0	0	0	2	2
MARKETING MINOR	5	10	0	0	0	0	0	0	5	10	15
SCHOOL TOTALS	33	46	0	0	0	0	0	0	33	46	79
	79		0		0		0		79		

BUSINESS - PART TIME UNDERGRADUATE

PROGRAM/CATEGORY	CONTINUING		TRANSFERS		READMITS		NEW MATRIC		TOTALS		GRAND
	MALE	FEMALE	MALE	FEMALE	MALE	FEMALE	MALE	FEMALE	MALE	FEMALE	TOTAL
BUSINESS - PART TIME UNDERGRADUATE											
FINANCE MINOR	0	0	0	0	0	0	0	0	0	0	0
GENERAL BUSINESS MINOR	0	0	0	0	0	0	0	0	0	0	0
INTERNTL BUS STUDIES MINOR	0	0	0	0	0	0	0	0	0	0	0
MANAGEMENT MINOR	0	0	0	0	0	0	0	0	0	0	0
MARKETING MINOR	0	1	0	0	0	0	0	0	0	1	1
SCHOOL TOTALS	0	1	0	0	0	0	0	0	0	1	1
	1		0		0		0		1		

Enrollment by Standing – Major

BUSINESS - FULL TIME UNDERGRADUATE

PROGRAM/CATEGORY	FRESHMAN		SOPHOMORE		JUNIOR		SENIOR		TOTALS		TOTALS
	MEN	WOMEN	MEN	WOMEN	MEN	WOMEN	MEN	WOMEN	MEN	WOMEN	
ACCOUNTING	6	2	4	10	13	9	10	11	33	32	65
BUSINESS ADMINISTRATION	88	54	91	46	80	42	76	47	335	189	524
INT'L BUS CERT PROG	0	0	0	0	0	0	0	0	0	0	0
SCHOOL TOTALS	94	56	95	56	93	51	86	58	368	221	589
	150		151		144		144		589		

BUSINESS - PART TIME UNDERGRADUATE

PROGRAM/CATEGORY	FRESHMAN		SOPHOMORE		JUNIOR		SENIOR		TOTALS		TOTALS
	MEN	WOMEN	MEN	WOMEN	MEN	WOMEN	MEN	WOMEN	MEN	WOMEN	
ACCOUNTING	0	0	0	0	0	0	0	2	0	2	2
BUSINESS ADMINISTRATION	0	0	0	0	1	2	4	1	5	3	8
INTERNATIONAL BUS CERT PROG	0	0	0	0	0	0	0	0	0	0	0
SCHOOL TOTALS	0	0	0	0	1	2	4	3	5	5	10
	0		0		3		7		10		

Enrollment by Standing – Minor

BUSINESS - FULL TIME UNDERGRADUATE

PROGRAM/CATEGORY	FRESHMAN		SOPHOMORE		JUNIOR		SENIOR		TOTALS		TOTALS
	MEN	WOMEN	MEN	WOMEN	MEN	WOMEN	MEN	WOMEN	MEN	WOMEN	
FINANCE MINOR	0	0	1	1	3	0	7	7	11	8	19
GENERAL BUSINESS MINOR	0	0	1	3	9	4	7	15	17	22	39
INTERNTL BUS STUDIES MINOR	0	0	0	0	0	2	0	2	0	4	4
MANAGEMENT MINOR	0	0	0	0	0	1	0	1	0	2	2
MARKETING MINOR	0	0	0	0	1	3	4	7	5	10	15
SCHOOL TOTALS	0	0	2	4	13	10	18	32	33	46	79
	0		6		23		50		79		

BUSINESS - PART TIME UNDERGRADUATE

PROGRAM/CATEGORY	FRESHMAN		SOPHOMORE		JUNIOR		SENIOR		TOTALS		TOTALS
	MEN	WOMEN	MEN	WOMEN	MEN	WOMEN	MEN	WOMEN	MEN	WOMEN	
FINANCE MINOR	0	0	0	0	0	0	0	0	0	0	0
GENERAL BUSINESS MINOR	0	0	0	0	0	0	0	0	0	0	0
INTERNTL BUS STUDIES MINOR	0	0	0	0	0	0	0	0	0	0	0
MANAGEMENT MINOR	0	0	0	0	0	0	0	0	0	0	0
MARKETING MINOR	0	0	0	0	0	0	0	1	0	1	1
SCHOOL TOTALS	0	0	0	0	0	0	0	1	0	1	1
	0		0		0		1		1		

SCHOOL OF COMMUNICATIONS UNDERGRADUATE ENROLLMENT

Enrollment by Classification – Major

COMMUNICATIONS - FULL-TIME UNDERGRADUATE ENROLLMENT

PROGRAM/CATEGORY	CONTINUING		TRANSFERS		READMITS		NEW MATRICS		TOTALS		GRAND
	MALE	FEMALE	MALE	FEMALE	MALE	FEMALE	MALE	FEMALE	MALE	FEMALE	TOTAL
CINEMA AND PHOTO	104	84	5	2	0	0	20	16	129	102	231
FILM, PHOTO & VIS ART	26	16	1	0	0	0	17	9	44	25	69
INTEGR MKTG COMMN	14	59	1	3	0	1	5	23	20	86	106
JOURNALISM	52	93	0	2	0	0	23	42	75	137	212
MEDIA STUDIES	0	4	0	0	0	0	0	0	0	4	4
ORG COMM, LRNING, & DESIGN	19	74	1	0	0	0	4	9	24	83	107
TELECOMM MGMT	2	0	0	0	0	0	0	0	2	0	2
TELEVISION-RADIO	184	200	4	5	1	0	46	43	235	248	483
SCHOOL TOTALS	401	530	12	12	1	1	115	142	529	685	1214
	931		24		2		257		1214		

COMMUNICATIONS - PART-TIME UNDERGRADUATE ENROLLMENT

PROGRAM/CATEGORY	CONTINUING		TRANSFERS		READMITS		NEW MATRICS		TOTALS		GRAND
	MALE	FEMALE	MALE	FEMALE	MALE	FEMALE	MALE	FEMALE	MALE	FEMALE	TOTAL
CINEMA AND PHOTO	1	2	0	0	0	0	0	0	1	2	3
CORPORATE COMM	0	1	0	0	0	0	0	0	0	1	1
FILM, PHOTO & VIS ART	0	0	0	0	0	0	0	0	0	0	0
INTEGR MKTG COMMN	0	0	0	0	0	0	0	0	0	0	0
JOURNALISM	1	0	0	0	0	0	0	0	1	0	1
MEDIA STUDIES	0	0	0	0	0	0	0	0	0	0	0
ORG COMM, LRNING, & DESIGN	2	0	0	0	0	0	0	0	2	0	2
TELECOMM MGMT	0	0	0	0	0	0	0	0	0	0	0
TELEVISION-RADIO	1	2	0	0	0	0	0	0	1	2	3
SCHOOL TOTALS	5	5	0	0	0	0	0	0	5	5	10
	10		0		0		0		10		

Enrollment by Classification – Minor

COMMUNICATIONS - FULL TIME UNDERGRADUATE

PROGRAM/CATEGORY	CONTINUING		TRANSFERS		READMITS		NEW MATRIC		TOTALS		GRAND
	MALE	FEMALE	MALE	FEMALE	MALE	FEMALE	MALE	FEMALE	MALE	FEMALE	TOTAL
ADVERT & PUBL REL MINOR	2	18	0	0	0	0	0	0	2	18	20
AUDIO PRODUCTION MINOR	14	8	0	0	0	0	0	0	14	8	22
INTEGR MRKT COMMN MINOR	1	26	0	0	0	0	0	0	1	26	27
INT'L COMMUNICAT MINOR	0	0	0	0	0	0	0	0	0	0	0
JOURNALISM MINOR	14	20	0	0	0	0	0	1	14	21	35
MEDIA STUDIES MINOR	1	1	0	0	0	0	0	0	1	1	2
OCLD MINOR	3	7	0	0	0	0	0	0	3	7	10
SCRIPTWRITING MINOR	15	4	0	0	0	0	0	0	15	4	19
STILL PHOTOGRAPHY MINOR	4	18	0	0	0	0	0	1	4	19	23
SCHOOL TOTALS	54	102	0	0	0	0	0	2	54	104	158
	156		0		0		2		158		

COMMUNICATIONS - PART TIME UNDERGRADUATE

PROGRAM/CATEGORY	CONTINUING		TRANSFERS		READMITS		NEW MATRIC		TOTALS		GRAND
	MALE	FEMALE	MALE	FEMALE	MALE	FEMALE	MALE	FEMALE	MALE	FEMALE	TOTAL
ADVERT & PUBL REL MINOR	0	0	0	0	0	0	0	0	0	0	0
AUDIO PRODUCTION MINOR	0	0	0	0	0	0	0	0	0	0	0
INTEGR MRKT COMMN MINOR	0	0	0	0	0	0	0	0	0	0	0
INT'L COMMUNICAT MINOR	0	0	0	0	0	0	0	0	0	0	0

JOURNALISM MINOR	0	0	0	0	0	0	0	0	0	0	0
MEDIA STUDIES MINOR	0	0	0	0	0	0	0	0	0	0	0
OCLD MINOR	0	0	0	0	0	0	0	0	0	0	0
SCRIPTWRITING MINOR	0	1	0	0	0	0	0	0	0	1	1
STILL PHOTOGRAPHY MINOR	0	0	0	0	0	0	0	0	0	0	0
SCHOOL TOTALS	0	1	0	0	0	0	0	0	0	1	1
	1		0		0		0		1		

Enrollment by Standing – Major

COMMUNICATIONS - FULL TIME UNDERGRADUATE

PROGRAM/CATEGORY	FRESHMAN		SOPHOMORE		JUNIOR		SENIOR		TOTALS		TOTALS
	MEN	WOMEN	MEN	WOMEN	MEN	WOMEN	MEN	WOMEN	MEN	WOMEN	
CINEMA AND PHOTO	19	17	31	25	38	33	41	27	129	102	231
CORPORATE COMM	0	0	0	0	0	0	0	0	0	0	0
FILM, PHOTO & VIS ART	18	9	7	7	8	6	11	3	44	25	69
INTEGR MRKTG COMMN	5	24	8	26	3	28	4	8	20	86	106
JOURNALISM	23	43	18	22	13	36	21	36	75	137	212
MEDIA STUDIES	0	0	0	0	0	1	0	3	0	4	4
ORG COMM, LRNG, & DESIGN	5	8	5	19	9	21	5	35	24	83	107
TELECOMM MANAGEMENT	0	0	0	0	1	0	1	0	2	0	2
TELEVISION-RADIO	54	43	58	54	62	75	61	76	235	248	483
SCHOOL TOTALS	124	144	127	153	134	200	144	188	529	685	1214
	268		280		334		332		1214		

COMMUNICATIONS - PART TIME UNDERGRADUATE

PROGRAM/CATEGORY	FRESHMAN		SOPHOMORE		JUNIOR		SENIOR		TOTALS		TOTALS
	MEN	WOMEN	MEN	WOMEN	MEN	WOMEN	MEN	WOMEN	MEN	WOMEN	
CINEMA AND PHOTO	0	0	0	0	0	1	1	1	1	2	3
CORPORATE COMM	0	0	0	0	0	0	0	1	0	1	1
FILM, PHOTO & VIS ART	0	0	0	0	0	0	0	0	0	0	0
INTEGR MRKTG COMMN	0	0	0	0	0	0	0	0	0	0	0
JOURNALISM	0	0	0	0	0	0	1	0	1	0	1
MEDIA STUDIES	0	0	0	0	0	0	0	0	0	0	0
ORG COMM, LRNG, & DESIGN	0	0	1	0	0	0	1	0	2	0	2
TELECOMM MANAGEMENT	0	0	0	0	0	0	0	0	0	0	0
TELEVISION-RADIO	0	0	0	0	0	0	1	2	1	2	3
SCHOOL TOTALS	0	0	1	0	0	1	4	4	5	5	10
	0		1		1		8		10		

Enrollment by Standing – Minor

COMMUNICATIONS - FULL TIME UNDERGRADUATE

PROGRAM/CATEGORY	FRESHMAN		SOPHOMORE		JUNIOR		SENIOR		TOTALS		TOTALS
	MEN	WOMEN	MEN	WOMEN	MEN	WOMEN	MEN	WOMEN	MEN	WOMEN	
ADVERTISING & PUBL REL MINOR	0	0	0	0	0	4	2	14	2	18	20
AUDIO PRODUCTION MINOR	0	1	4	1	6	4	4	2	14	8	22
INTEGRATED MRKT COMMN MINOR	0	0	0	2	1	11	0	13	1	26	27
INTERNATIONAL COMMUNICAT MINOR	0	0	0	0	0	0	0	0	0	0	0
JOURNALISM MINOR	1	1	3	5	7	11	3	4	14	21	35
MEDIA STUDIES MINOR	0	0	0	0	0	1	1	0	1	1	2
ORG COMM, LRNG & DESIGN MINOR	0	0	0	2	2	5	1	0	3	7	10
SCRIPTWRITING MINOR	1	0	2	1	5	3	7	0	15	4	19
STILL PHOTOGRAPHY MINOR	0	2	0	4	1	10	3	3	4	19	23
SCHOOL TOTALS	2	4	9	15	22	49	21	36	54	104	158
	6		24		71		57		158		

COMMUNICATIONS - PART TIME UNDERGRADUATE

PROGRAM/CATEGORY	FRESHMAN		SOPHOMORE		JUNIOR		SENIOR		TOTALS		TOTALS
	MEN	WOMEN	MEN	WOMEN	MEN	WOMEN	MEN	WOMEN	MEN	WOMEN	
ADVERTISING & PUBL REL MINOR	0	0	0	0	0	0	0	0	0	0	0
AUDIO PRODUCTION MINOR	0	0	0	0	0	0	0	0	0	0	0
INTEGRATED MRKT COMMN MINOR	0	0	0	0	0	0	0	0	0	0	0
INTERNATIONAL COMMUNICAT MINOR	0	0	0	0	0	0	0	0	0	0	0
JOURNALISM MINOR	0	0	0	0	0	0	0	0	0	0	0
MEDIA STUDIES MINOR	0	0	0	0	0	0	0	0	0	0	0
ORG COMM, LRNG & DESIGN MINOR	0	0	0	0	0	0	0	0	0	0	0
SCRIPTWRITING MINOR	0	0	0	0	0	0	0	1	0	1	1
STILL PHOTOGRAPHY MINOR	0	0	0	0	0	0	0	0	0	0	0
SCHOOL TOTALS	0	0	0	0	0	0	0	1	0	1	1
	0		0		0		1		1		

DIVISION OF INTERDISCIPLINARY & INTERNATIONAL STUDIES
Enrollment by Classification – Major

DIVISION OF INTERDISCIPLINARY & INTERNATIONAL STUDIES - FULL TIME UNDERGRADUATE

PROGRAM/CATEGORY	CONTINUING		TRANSFERS		READMITS		NEW MATRICS		TOTALS		GRAND
	MALE	FEMALE	MALE	FEMALE	MALE	FEMALE	MALE	FEMALE	MALE	FEMALE	TOTAL
CULTURE AND COMMUNICATION	5	20	0	0	0	0	0	0	5	20	25
GERONTOLOGY (BA)	0	3	0	0	0	0	0	0	0	3	3
GERONTOLOGY (BS)	1	4	0	1	0	0	0	0	1	5	6
GERONTOLOGY CERT PROG	0	0	0	0	0	0	0	0	0	0	0
LEGAL STUDIES	0	6	0	0	0	0	0	0	0	6	6
SCHOOL TOTALS	6	33	0	1	0	0	0	0	6	34	40
	39		1		0		0		40		

DIVISION OF INTERDISCIPLINARY & INTERNATIONAL STUDIES - PART TIME UNDERGRADUATE

PROGRAM/CATEGORY	CONTINUING		TRANSFERS		READMITS		NEW MATRICS		TOTALS		GRAND
	MALE	FEMALE	MALE	FEMALE	MALE	FEMALE	MALE	FEMALE	MALE	FEMALE	TOTAL
CULTURE AND COMMUNICATION	0	0	0	0	0	0	0	0	0	0	0
GERONTOLOGY (BA)	1	0	0	0	0	0	0	0	1	0	1
GERONTOLOGY (BS)	0	0	0	0	0	0	0	0	0	0	0
GERONTOLOGY CERTIFICATE PROG	0	1	0	0	0	0	0	0	0	1	1
LEGAL STUDIES	0	0	0	0	0	0	0	0	0	0	0
SCHOOL TOTALS	1	1	0	0	0	0	0	0	1	1	2
	2		0		0		0		2		

Enrollment by Classification – Minor

DIVISION OF INTERDISCIPLINARY & INTERNATIONAL STUDIES - FULL TIME UNDERGRADUATE

PROGRAM/CATEGORY	CONTINUING		TRANSFERS		READMITS		NEW MATRIC		TOTALS		GRAND
	MALE	FEMALE	MALE	FEMALE	MALE	FEMALE	MALE	FEMALE	MALE	FEMALE	TOTAL
CULTURE AND COMM MINOR	6	11	0	0	0	0	0	0	6	11	17
GERONTOLOGY MINOR	1	25	0	0	0	0	0	0	1	25	26
LATIN AMER STUDIES MINOR	0	0	0	0	0	0	0	0	0	0	0
LEGAL STUDIES MINOR	37	34	0	0	0	0	0	0	37	34	71
SCHOOL TOTALS	44	70	0	0	0	0	0	0	44	70	114
	114		0		0		0		114		

Enrollment by Classification – Minor

DIVISION OF INTERDISCIPLINARY & INTERNATIONAL STUDIES - PART TIME UNDERGRADUATE

PROGRAM/CATEGORY	CONTINUING		TRANSFERS		READMITS		NEW MATRIC		TOTALS		GRAND
	MALE	FEMALE	MALE	FEMALE	MALE	FEMALE	MALE	FEMALE	MALE	FEMALE	TOTAL
CULTURE AND COMM MINOR	0	0	0	0	0	0	0	0	0	0	0
GERONTOLOGY MINOR	0	0	0	0	0	0	0	0	0	0	0
LATIN AMER STUDIES MINOR	0	0	0	0	0	0	0	0	0	0	0
LEGAL STUDIES MINOR	0	0	0	0	0	0	0	0	0	0	0
SCHOOL TOTALS	0	0	0	0	0	0	0	0	0	0	0
	0		0		0		0		0		

Enrollment by Standing – Major

DIVISION OF INTERDISCIPLINARY & INTERNATIONAL STUDIES - FULL TIME UNDERGRADUATE

PROGRAM/CATEGORY	FRESHMAN		SOPHOMORE		JUNIOR		SENIOR		TOTALS		TOTALS
	MEN	WOMEN	MEN	WOMEN	MEN	WOMEN	MEN	WOMEN	MEN	WOMEN	
CULTURE AND COMMUNICATION	0	2	1	5	4	11	0	2	5	20	25
GERONTOLOGY (BA)	0	0	0	1	0	1	0	1	0	3	3
GERONTOLOGY (BS)	0	0	0	2	1	1	0	2	1	5	6
GERONTOLOGY CERT PROG	0	0	0	0	0	0	0	0	0	0	0
LEGAL STUDIES	0	0	0	3	0	3	0	0	0	6	6
SCHOOL TOTALS	0	2	1	11	5	16	0	5	6	34	40
	2		12		21		5		40		

DIVISION OF INTERDISCIPLINARY & INTERNATIONAL STUDIES - PART TIME UNDERGRADUATE

PROGRAM/CATEGORY	FRESHMAN		SOPHOMORE		JUNIOR		SENIOR		TOTALS		TOTALS
	MEN	WOMEN	MEN	WOMEN	MEN	WOMEN	MEN	WOMEN	MEN	WOMEN	
CULTURE AND COMMUNICATION	0	0	0	0	0	0	0	0	0	0	0
GERONTOLOGY (BA)	0	0	0	0	0	0	1	0	1	0	1
GERONTOLOGY (BS)	0	0	0	0	0	0	0	0	0	0	0
GERONTOLOGY CERTIFICATE PROG	0	1	0	0	0	0	0	0	0	1	1
LEGAL STUDIES	0	0	0	0	0	0	0	0	0	0	0
SCHOOL TOTALS	0	1	0	0	0	0	1	0	1	1	2
	1		0		0		1		2		

Enrollment by Standing - Minor

DIVISION OF INTERDISCIPLINARY & INTERNATIONAL STUDIES - FULL TIME UNDERGRADUATE

PROGRAM/CATEGORY	FRESHMAN		SOPHOMORE		JUNIOR		SENIOR		TOTALS		TOTALS
	MEN	WOMEN	MEN	WOMEN	MEN	WOMEN	MEN	WOMEN	MEN	WOMEN	
CULTURE AND COMM MINOR	0	0	3	6	3	5	0	0	6	11	17
GERONTOLOGY MINOR	0	0	0	2	0	9	1	14	1	25	26
LATIN AMERICAN STUDIES MINOR	0	0	0	0	0	0	0	0	0	0	0
LEGAL STUDIES MINOR	0	0	3	4	17	10	17	20	37	34	71
SCHOOL TOTALS	0	0	6	12	20	24	18	34	44	70	114
	0		18		44		52		114		

DIVISION OF INTERDISCIPLINARY & INTERNATIONAL STUDIES - PART TIME UNDERGRADUATE

PROGRAM/CATEGORY	FRESHMAN		SOPHOMORE		JUNIOR		SENIOR		TOTALS		TOTALS
	MEN	WOMEN	MEN	WOMEN	MEN	WOMEN	MEN	WOMEN	MEN	WOMEN	
CULTURE AND COMM MINOR	0	0	0	0	0	0	0	0	0	0	0
GERONTOLOGY MINOR	0	0	0	0	0	0	0	0	0	0	0
LATIN AMERICAN STUDIES MINOR	0	0	0	0	0	0	0	0	0	0	0
LEGAL STUDIES MINOR	0	0	0	0	0	0	0	0	0	0	0
SCHOOL TOTALS	0	0	0	0	0	0	0	0	0	0	0
	0		0		0		0		0		

SCHOOL OF HS&HP UNDERGRADUATE ENROLLMENT

Enrollment by Classification – Major

HLTH SCIENCES & HUMAN PERFORMCE - FULL-TIME UNDERGRADUATE ENROLLMENT

PROGRAM/CATEGORY	CONTINUING		TRANSFERS		READMITS		NEW MATRICS		TOTALS		GRAND
	MALE	FEMALE	MALE	FEMALE	MALE	FEMALE	MALE	FEMALE	MALE	FEMALE	TOTAL
ATHLETIC TRAINING/EXERCISE SCI	14	31	0	0	0	0	8	12	22	43	65
CLINICAL EXERCISE SCIENCE	13	29	0	0	0	0	0	1	13	30	43
CLINICAL SCI/PHYS THERAPY (BS)	51	178	0	0	0	0	16	58	67	236	303
CLINICAL SCIENCE (4 YEAR PGM)	0	0	0	0	0	0	0	0	0	0	0
COMMUNITY HEALTH EDUCATION	1	13	0	0	0	0	0	1	1	14	15
EXERCISE SCIENCE	31	28	2	3	0	1	6	6	39	38	77
HEALTH ED & PHYS ED (TEACHING)	15	25	1	1	0	0	4	3	20	29	49
HEALTH EDUCATION (TEACHING)	0	7	0	0	0	0	0	2	0	9	9
HEALTH POLICY STUDIES	6	16	0	0	0	0	1	1	7	17	24
HEALTH SCIENCES	9	14	0	0	0	0	2	5	11	19	30
HEALTH SERVICES ADMINISTRATION	0	0	0	0	0	0	0	0	0	0	0
LEISURE SERVICES	15	6	0	0	0	0	1	1	16	7	23
OCCUP SCI/OCCUP THER (BS)	0	56	0	3	1	0	0	17	1	76	77
OCCUPATIONAL SCIENCE	0	1	0	0	0	0	0	0	0	1	1
OUTDOOR ADVENTURE LEADERSHIP	4	1	0	0	0	0	0	1	4	2	6
PHYSICAL EDUCATION (TEACHING)	24	10	1	0	0	1	8	2	33	13	46
PREPRO HEALTH SCIENCES	7	11	0	1	0	0	3	30	10	42	52
SPEECH LANG PATHOLOGY & AUDIO	0	52	0	3	0	0	0	13	0	68	68
SPORT MANAGEMENT	54	18	3	0	0	0	17	3	74	21	95
SPORT MEDIA	6	1	1	0	0	0	0	0	7	1	8
SPORT STUDIES	9	2	1	0	0	0	3	3	13	5	18
SPORTS INFO & COMMUNICATION	41	9	0	0	0	0	17	6	58	15	73
TEACHING STDT W/ SPCH&LANG DIS	1	39	0	1	0	0	0	3	1	43	44
THERAPEUTIC RECREATION	4	19	0	0	0	0	0	1	4	20	24
SCHOOL TOTALS	305	566	9	12	1	2	86	169	401	749	1150
	871		21		3		255		1150		

HLTH SCIENCES & HUMAN PERFORMCE - PART-TIME UNDERGRADUATE ENROLLMENT

PROGRAM/CATEGORY	CONTINUING		TRANSFERS		READMITS		NEW MATRICS		TOTALS		GRAND
	MALE	FEMALE	MALE	FEMALE	MALE	FEMALE	MALE	FEMALE	MALE	FEMALE	TOTAL
ATHLETIC TRAINING/EXERCISE SCI	0	0	0	0	0	0	0	0	0	0	0
CLINICAL EXERCISE SCIENCE	1	0	0	0	0	0	0	0	1	0	1
CLINICAL SCI/PHYS THERAPY (BS)	0	0	0	0	0	1	0	0	0	1	1
CLINICAL SCIENCE (4 YEAR PGM)	0	0	0	0	0	0	0	0	0	0	0
COMMUNITY HEALTH EDUCATION	0	2	0	1	0	0	0	0	0	3	3
EXERCISE SCIENCE	1	0	0	0	0	0	0	0	1	0	1
HEALTH ED & PHYS ED (TEACHING)	1	0	0	0	0	0	0	0	1	0	1
HEALTH EDUCATION (TEACHING)	0	0	0	0	0	0	0	0	0	0	0
HEALTH POLICY STUDIES	0	1	0	0	0	0	0	0	0	1	1
HEALTH SCIENCES	0	2	0	0	0	0	0	0	0	2	2
HEALTH SERVICES ADMINISTRATION	0	1	0	0	0	0	0	0	0	1	1

LEISURE SERVICES	0	2	0	0	0	0	0	0	0	2	2
OCCUP SCI/OCCUP THER (BS)	0	0	0	0	0	0	0	0	0	0	0
OCCUPATIONAL SCIENCE	0	0	0	0	0	0	0	0	0	0	0
OUTDOOR ADVENTURE LEADERSHIP	0	0	0	0	0	0	0	0	0	0	0
PHYSICAL EDUCATION (TEACHING)	0	0	0	0	0	0	0	0	0	0	0
PREPRO HEALTH SCIENCES	0	0	0	0	0	0	0	0	0	0	0
SPEECH LANG PATHOLOGY & AUDIO	0	0	0	0	0	0	0	0	0	0	0
SPORT MANAGEMENT	0	0	0	0	0	0	0	0	0	0	0
SPORT MEDIA	0	0	0	0	0	0	0	0	0	0	0
SPORT STUDIES	1	0	0	0	0	0	0	0	1	0	1
SPORTS INFO & COMMUNICATION	1	0	0	0	0	0	0	0	1	0	1
TEACHING STDT W/ SPCH&LANG DIS	0	0	0	0	0	0	0	0	0	0	0
THERAPEUTIC RECREATION	1	2	0	0	0	0	0	0	1	2	3
SCHOOL TOTALS	6	10	0	1	0	1	0	0	6	12	18
	16		1		1		0		18		

Enrollment by Classification – Minor

HLTH SCIENCES & HUMAN PERFORMCE - FULL TIME UNDERGRADUATE

PROGRAM/CATEGORY	CONTINUING		TRANSFERS		READMITS		NEW MATRIC		TOTALS		GRAND
	MALE	FEMALE	MALE	FEMALE	MALE	FEMALE	MALE	FEMALE	MALE	FEMALE	TOTAL
APPL EXERCISE SCI MINOR	0	0	0	0	0	0	0	0	0	0	0
COACHING MINOR	12	14	0	0	0	0	1	0	13	14	27
EXERCISE SCIENCE MINOR	1	1	0	0	0	0	0	0	1	1	2
HEALTH MINOR	6	23	0	0	0	0	0	0	6	23	29
HEALTH SERV ADM MINOR	4	9	0	0	1	0	0	0	5	9	14
INTEGR HLTH STUDIES MINOR	1	5	0	0	0	0	0	0	1	5	6
NUTRITION PROMOTION MINOR	2	7	0	0	0	0	0	0	2	7	9
NUTRITION SCIENCE MINOR	0	13	0	0	0	0	0	0	0	13	13
OUTDOOR RECREATION MINOR	10	9	0	0	0	0	0	0	10	9	19
RECREATION MINOR	2	7	0	0	0	0	0	0	2	7	9
SPORT STUDIES MINOR	19	15	0	0	0	0	0	0	19	15	34
SCHOOL TOTALS	57	103	0	0	1	0	1	0	59	103	162
	160		0		1		1		162		

HLTH SCIENCES & HUMAN PERFORMCE - PART TIME UNDERGRADUATE

PROGRAM/CATEGORY	CONTINUING		TRANSFERS		READMITS		NEW MATRIC		TOTALS		GRAND
	MALE	FEMALE	MALE	FEMALE	MALE	FEMALE	MALE	FEMALE	MALE	FEMALE	TOTAL
ADULT FITNESS MINOR	0	0	0	0	0	0	0	0	0	0	0
APPL EXERCISE SCI MINOR	0	0	0	0	0	0	0	0	0	0	0
COACHING MINOR	1	0	0	0	0	0	0	0	1	0	1
EXERCISE SCIENCE MINOR	0	0	0	0	0	0	0	0	0	0	0
HEALTH MINOR	0	0	0	0	0	0	0	0	0	0	0
HEALTH SERV ADM MINOR	0	0	0	0	0	0	0	0	0	0	0
INTEGR HLTH STUDIES MINOR	0	0	0	0	0	0	0	0	0	0	0
NUTRITION PROMOTION MINOR	0	0	0	0	0	0	0	0	0	0	0
NUTRITION SCIENCE MINOR	0	0	0	0	0	0	0	0	0	0	0
OUTDOOR RECREATION MINOR	0	0	0	0	0	0	0	0	0	0	0
RECREATION MINOR	0	0	0	0	0	0	0	0	0	0	0
SPORT STUDIES MINOR	1	0	0	0	0	0	0	0	1	0	1
SCHOOL TOTALS	2	0	0	0	0	0	0	0	2	0	2
	2		0		0		0		2		

Enrollment by Standing – Major

HLTH SCIENCES & HUMAN PERFORMCE - FULL TIME UNDERGRADUATE

PROGRAM/CATEGORY	FRESHMAN		SOPHOMORE		JUNIOR		SENIOR		TOTALS		TOTALS
	MEN	WOMEN	MEN	WOMEN	MEN	WOMEN	MEN	WOMEN	MEN	WOMEN	
ATHLETIC TRAINING/EXERCISE SCI	8	12	3	9	4	10	7	12	22	43	65
CLINICAL EXERCISE SCIENCE	0	1	0	3	3	15	10	11	13	30	43
CLINICAL SCI/PHYS THERAPY (BS)	16	57	17	60	14	54	20	65	67	236	303
CLINICAL SCIENCE (4 YEAR PGM)	0	0	0	0	0	0	0	0	0	0	0
COMMUNITY HEALTH EDUCATION	0	1	0	3	1	0	0	10	1	14	15
EXERCISE SCIENCE	8	6	6	10	9	16	16	6	39	38	77
HEALTH ED & PHYS ED (TEACHING)	5	4	3	4	5	10	7	11	20	29	49
HEALTH EDUCATION (TEACHING)	0	2	0	0	0	4	0	3	0	9	9
HEALTH POLICY STUDIES	1	1	1	1	1	9	4	6	7	17	24
HEALTH SCIENCES	2	7	3	1	2	7	4	4	11	19	30
HEALTH SERVICES ADMINISTRATION	0	0	0	0	0	0	0	0	0	0	0
LEISURE SERVICES	2	1	3	1	5	5	6	0	16	7	23
OCCUP SCI/OCCUP THER (BS)	0	17	0	17	0	19	1	23	1	76	77
OCCUPATIONAL SCIENCE	0	0	0	0	0	1	0	0	0	1	1
OUTDOOR ADVENTURE LEADERSHIP	0	1	1	0	3	0	0	1	4	2	6
PHYSICAL EDUCATION (TEACHING)	11	2	6	2	7	4	9	5	33	13	46
PREPRO HEALTH SCIENCES	3	30	5	12	2	0	0	0	10	42	52
SPEECH LANG PATHOLOGY & AUDIO	0	15	0	15	0	6	0	32	0	68	68
SPORT MANAGEMENT	21	4	23	7	19	8	11	2	74	21	95
SPORT MEDIA	2	0	3	1	2	0	0	0	7	1	8
SPORT STUDIES	4	4	1	0	6	0	2	1	13	5	18
SPORTS INFO & COMMUNICATION	19	6	9	2	16	2	14	5	58	15	73
TEACHING STDT W/ SPCH&LANG DIS	0	4	0	13	1	10	0	16	1	43	44
THERAPEUTIC RECREATION	1	3	0	4	2	6	1	7	4	20	24
SCHOOL TOTALS	103	178	84	165	102	186	112	220	401	749	1150
	281		249		288		332		1150		

HLTH SCIENCES & HUMAN PERFORMCE - PART TIME UNDERGRADUATE

PROGRAM/CATEGORY	FRESHMAN		SOPHOMORE		JUNIOR		SENIOR		TOTALS		TOTALS
	MEN	WOMEN	MEN	WOMEN	MEN	WOMEN	MEN	WOMEN	MEN	WOMEN	
ATHLETIC TRAINING/EXERCISE SCI	0	0	0	0	0	0	0	0	0	0	0
CLINICAL EXERCISE SCIENCE	0	0	0	0	0	0	1	0	1	0	1
CLINICAL SCI/PHYS THERAPY (BS)	0	0	0	0	0	0	0	1	0	1	1
CLINICAL SCIENCE (4 YEAR PGM)	0	0	0	0	0	0	0	0	0	0	0
COMMUNITY HEALTH EDUCATION	0	0	0	1	0	0	0	2	0	3	3
EXERCISE SCIENCE	0	0	0	0	0	0	1	0	1	0	1
HEALTH ED & PHYS ED (TEACHING)	0	0	0	0	0	0	1	0	1	0	1
HEALTH EDUCATION (TEACHING)	0	0	0	0	0	0	0	0	0	0	0
HEALTH POLICY STUDIES	0	0	0	0	0	0	0	1	0	1	1
HEALTH SCIENCES	0	0	0	0	0	0	0	2	0	2	2
HEALTH SERVICES ADMINISTRATION	0	0	0	0	0	0	0	1	0	1	1

LEISURE SERVICES	0	0	0	0	0	0	0	2	0	2	2
OCCUP SCI/OCCUP THER (BS)	0	0	0	0	0	0	0	0	0	0	0
OCCUPATIONAL SCIENCE	0	0	0	0	0	0	0	0	0	0	0
OUTDOOR ADVENTURE LEADERSHIP	0	0	0	0	0	0	0	0	0	0	0
PHYSICAL EDUCATION (TEACHING)	0	0	0	0	0	0	0	0	0	0	0
PREPRO HEALTH SCIENCES	0	0	0	0	0	0	0	0	0	0	0
SPEECH LANG PATHOLOGY & AUDIO	0	0	0	0	0	0	0	0	0	0	0
SPORT MANAGEMENT	0	0	0	0	0	0	0	0	0	0	0
SPORT MEDIA	0	0	0	0	0	0	0	0	0	0	0
SPORT STUDIES	0	0	0	0	0	0	1	0	1	0	1
SPORTS INFO & COMMUNICATION	0	0	0	0	0	0	1	0	1	0	1
TEACHING STDT W/ SPCH&LANG DIS	0	0	0	0	0	0	0	0	0	0	0
THERAPEUTIC RECREATION	0	0	0	0	0	0	1	2	1	2	3
SCHOOL TOTALS	0	0	0	1	0	0	6	11	6	12	18
	0		1		0		17		18		

Enrollment by Standing – Minor

HLTH SCIENCES & HUMAN PERFORMCE - FULL TIME UNDERGRADUATE

PROGRAM/CATEGORY	FRESHMAN		SOPHOMORE		JUNIOR		SENIOR		TOTALS		TOTALS
	MEN	WOMEN	MEN	WOMEN	MEN	WOMEN	MEN	WOMEN	MEN	WOMEN	
APPL EXERCISE SCIENCES MINOR	0	0	0	0	0	0	0	0	0	0	0
COACHING MINOR	1	0	1	1	6	7	5	6	13	14	27
EXERCISE SCIENCE MINOR	0	0	0	0	0	1	1	0	1	1	2
HEALTH MINOR	0	0	0	1	0	10	6	12	6	23	29
HEALTH SERV ADM MINOR	0	0	1	1	2	4	2	4	5	9	14
INTEGRATIVE HLTH STUDIES MINOR	0	0	0	0	0	0	1	5	1	5	6
NUTRITION PROMOTION MINOR	0	0	0	0	1	2	1	5	2	7	9
NUTRITION SCIENCE MINOR	0	0	0	2	0	8	0	3	0	13	13
OUTDOOR RECREATION MINOR	0	1	2	4	3	1	5	3	10	9	19
RECREATION MINOR	0	0	0	2	0	1	2	4	2	7	9
SPORT STUDIES MINOR	0	0	5	1	6	8	8	6	19	15	34
SCHOOL TOTALS	1	1	9	12	18	42	31	48	59	103	162
	2		21		60		79		162		

HLTH SCIENCES & HUMAN PERFORMCE - PART TIME UNDERGRADUATE

PROGRAM/CATEGORY	FRESHMAN		SOPHOMORE		JUNIOR		SENIOR		TOTALS		TOTALS
	MEN	WOMEN	MEN	WOMEN	MEN	WOMEN	MEN	WOMEN	MEN	WOMEN	
APPL EXERCISE SCIENCES MINOR	0	0	0	0	0	0	0	0	0	0	0
COACHING MINOR	0	0	0	0	0	0	1	0	1	0	1
EXERCISE SCIENCE MINOR	0	0	0	0	0	0	0	0	0	0	0
HEALTH MINOR	0	0	0	0	0	0	0	0	0	0	0
HEALTH SERV ADM MINOR	0	0	0	0	0	0	0	0	0	0	0
INTEGRATIVE HLTH STUDIES MINOR	0	0	0	0	0	0	0	0	0	0	0
NUTRITION PROMOTION MINOR	0	0	0	0	0	0	0	0	0	0	0
NUTRITION SCIENCE MINOR	0	0	0	0	0	0	0	0	0	0	0
OUTDOOR RECREATION MINOR	0	0	0	0	0	0	0	0	0	0	0
RECREATION MINOR	0	0	0	0	0	0	0	0	0	0	0
SPORT STUDIES MINOR	0	0	0	0	0	0	1	0	1	0	1
SCHOOL TOTALS	0	0	0	0	0	0	2	0	2	0	2
	0		0		0		2		2		

SCHOOL OF HUMANITIES & SCIENCES UNDERGRADUATE ENROLLMENT

Enrollment by Classification – Major

HUMANITIES & SCIENCES - FULL-TIME UNDERGRADUATE ENROLLMENT

PROGRAM/CATEGORY	CONTINUING		TRANSFERS		READMITS		NEW MATRICS		TOTALS		GRAND
	MALE	FEMALE	MALE	FEMALE	MALE	FEMALE	MALE	FEMALE	MALE	FEMALE	TOTAL
ACTING	9	21	0	0	0	0	4	5	13	26	39
ANTHROPOLOGY	10	26	0	2	0	0	3	7	13	35	48
APPLIED ECONOMICS	8	3	0	0	1	0	0	0	9	3	12
APPLIED PSYCHOLOGY	13	25	0	1	0	1	0	2	13	29	42
ART	3	2	0	0	0	0	0	0	3	2	5
ART (BA)	4	7	1	1	0	0	1	3	6	11	17
ART (BFA)	3	3	2	0	0	0	3	2	8	5	13
ART EDUCATION (TEACHING)	1	0	0	2	0	0	0	1	1	3	4
ART HISTORY	5	18	2	1	0	0	1	3	8	22	30
ART HISTORY / ARCHIT CO	0	4	0	0	0	0	0	0	0	4	4
BIOCHEMISTRY	7	6	0	0	0	0	0	7	7	13	20
BIOLOGY	41	62	1	1	0	0	16	27	58	90	148
BIOLOGY (TEACHING)	7	5	0	0	0	0	0	0	7	5	12
CHEMISTRY (BA)	5	3	0	0	0	0	1	1	6	4	10
CHEMISTRY (BS)	13	5	1	0	0	0	1	4	15	9	24
CHEMISTRY BA (TEACHING)	0	1	0	0	0	0	0	0	0	1	1
CHEMISTRY BS (TEACHING)	0	1	0	0	0	0	0	0	0	1	1
COMPUTER INFO SYSTEMS	19	4	2	0	0	0	1	0	22	4	26
COMPUTER SCIENCE (BA)	21	2	0	0	0	0	2	1	23	3	26
COMPUTER SCIENCE (BS)	22	1	0	0	0	0	9	1	31	2	33
DRAMA (BA)	17	33	0	0	0	0	2	9	19	42	61
ECONOMICS	18	9	0	0	0	0	3	1	21	10	31
ENGLISH	21	70	2	2	0	0	14	18	37	90	127
ENGLISH (TEACHING)	7	18	0	2	0	0	4	6	11	26	37
ENVIRONMENTAL STUDIES	8	14	1	0	0	1	7	8	16	23	39
EXPLORATORY	117	164	1	4	1	0	135	172	254	340	594
FRENCH	2	3	0	1	0	0	0	2	2	6	8
FRENCH (TEACHING)	0	1	0	0	0	0	0	0	0	1	1
GERMAN	0	1	0	0	0	0	0	0	0	1	1
GERMAN (TEACHING)	0	0	0	0	0	0	0	0	0	0	0
HISTORY	37	18	2	0	1	0	8	4	48	22	70
MATH-COMPUTER SCI (TEACHING)	1	0	0	0	0	0	0	0	1	0	1
MATHEMATICS	9	10	0	0	0	0	3	1	12	11	23
MATHEMATICS (TEACHING)	11	7	0	0	0	0	5	5	16	12	28
MATH-COMPUTER SCIENCE	4	2	0	0	0	0	0	0	4	2	6
MATHEMATICS/ECONOMICS	2	1	0	0	0	0	0	0	2	1	3
MATHEMATICS/PHYSICS	3	0	0	0	0	0	1	0	4	0	4
MUSICAL THEATER	12	18	1	0	0	0	6	7	19	25	44
PHILOSOPHY	18	1	1	2	1	0	4	3	24	6	30
PHILOSOPHY-RELIGION	4	0	0	0	0	0	0	1	4	1	5
PHYSICS	14	3	0	0	0	0	6	0	20	3	23
PHYSICS (TEACHING)	0	0	0	0	0	0	0	2	0	2	2
PHYSICS 3-2 ENGINEERING	1	1	0	0	0	0	0	0	1	1	2
PLANNED STUDIES (BA)	1	6	0	0	0	0	0	0	1	6	7
PLANNED STUDIES (BS)	0	0	0	0	0	0	0	0	0	0	0
POLITICS	34	38	4	1	1	0	8	12	47	51	98
PSYCHOLOGY	36	121	5	6	0	2	17	47	58	176	234
RELIGIOUS STUDIES	0	0	0	0	0	0	0	0	0	0	0
SOCIAL STUDIES	2	2	0	0	0	0	0	0	2	2	4
SOCIAL STUDIES (TEACHING)	10	11	3	0	0	0	5	8	18	19	37
SOCIOLOGY	25	95	1	0	0	0	3	7	29	102	131
SPANISH	2	5	0	0	0	0	1	2	3	7	10
SPANISH (TEACHING)	0	7	0	0	0	0	0	0	0	7	7
SPEECH COMMUNICATION (BA)	16	20	0	0	0	0	0	2	16	22	38

SPEECH COMMUNICATION (BS)	0	0	0	0	0	0	0	0	0	0	0
THEATER ARTS MANAGEMENT	5	12	1	1	0	0	3	2	9	15	24
THEATRICAL PROD. ARTS DESIGN	0	0	0	0	0	0	0	0	0	0	0
THEATRICAL PRODUCTION ARTS	24	14	0	1	0	0	3	9	27	24	51
WRITING	49	74	3	2	0	2	9	10	61	88	149
SCHOOL TOTALS	701	978	34	30	5	6	289	402	1029	1416	2445
	1679		64		11		691		2445		

HUMANITIES & SCIENCES - PART-TIME UNDERGRADUATE ENROLLMENT

PROGRAM/CATEGORY	CONTINUING		TRANSFERS		READMITS		NEW MATRICS		TOTALS		GRAND
	MALE	FEMALE	MALE	FEMALE	MALE	FEMALE	MALE	FEMALE	MALE	FEMALE	TOTAL
ACTING	0	0	0	0	0	0	0	0	0	0	0
ANTHROPOLOGY	0	2	0	0	0	0	0	0	0	2	2
APPLIED ECONOMICS	0	0	0	0	0	0	0	0	0	0	0
APPLIED PSYCHOLOGY	1	0	0	0	0	0	0	0	1	0	1
ART	0	0	0	0	0	0	0	0	0	0	0
ART (BA)	0	0	0	0	0	0	0	0	0	0	0
ART (BFA)	0	0	0	0	0	0	0	0	0	0	0
ART EDUCATION (TEACHING)	0	0	0	0	0	0	0	0	0	0	0
ART HISTORY	0	0	0	0	0	0	0	0	0	0	0
ART HISTORY / ARCHITECTURE CO	0	0	0	0	0	0	0	0	0	0	0
BIOCHEMISTRY	1	0	0	0	0	0	0	0	1	0	1
BIOLOGY	0	0	0	0	0	0	0	0	0	0	0
BIOLOGY (TEACHING)	0	0	0	0	0	0	0	0	0	0	0
CHEMISTRY (BA)	0	0	0	0	0	0	0	0	0	0	0
CHEMISTRY (BS)	0	0	0	0	0	0	0	0	0	0	0
CHEMISTRY BA (TEACHING)	0	0	0	0	0	0	0	0	0	0	0
CHEMISTRY BS (TEACHING)	0	0	0	0	0	0	0	0	0	0	0
COMPUTER INFORMATION SYSTEMS	0	0	0	0	0	0	0	0	0	0	0
COMPUTER SCIENCE (BA)	1	0	0	0	0	0	0	0	1	0	1
COMPUTER SCIENCE (BS)	0	0	0	0	0	0	0	0	0	0	0
DRAMA (BA)	0	1	0	0	0	0	0	0	0	1	1
ECONOMICS	0	0	0	0	0	0	0	0	0	0	0
ENGLISH	0	2	0	0	0	0	0	0	0	2	2
ENGLISH (7-12)	0	0	0	0	0	0	0	0	0	0	0
ENGLISH (TEACHING)	0	1	0	0	0	0	0	0	0	1	1
ENVIRONMENTAL STUDIES	0	0	0	0	0	0	0	0	0	0	0
EXPLORATORY	0	1	0	0	0	0	0	0	0	1	1
FRENCH	0	0	0	0	0	0	0	0	0	0	0
FRENCH (TEACHING)	0	0	0	0	0	0	0	0	0	0	0
GERMAN	0	0	0	0	0	0	0	0	0	0	0
GERMAN (TEACHING)	0	0	0	0	0	0	0	0	0	0	0
HISTORY	0	0	0	0	0	0	0	0	0	0	0
MATH-COMPUTER SCI (TEACHING)	0	0	0	0	0	0	0	0	0	0	0
MATHEMATICS	1	0	0	0	0	0	0	0	1	0	1
MATHEMATICS (TEACHING)	0	0	0	0	0	0	0	0	0	0	0
MATHEMATICS-COMPUTER SCIENCE	0	0	0	0	0	0	0	0	0	0	0
MATHEMATICS/ECONOMICS	0	0	0	0	0	0	0	0	0	0	0
MATHEMATICS/PHYSICS	0	0	0	0	0	0	0	0	0	0	0
MUSICAL THEATER	0	0	0	0	0	0	0	0	0	0	0
PHILOSOPHY	0	0	0	0	0	0	0	0	0	0	0
PHILOSOPHY-RELIGION	0	0	0	0	0	0	0	0	0	0	0
PHYSICS	0	0	0	0	0	0	0	0	0	0	0
PHYSICS (TEACHING)	0	0	0	0	0	0	0	0	0	0	0
PHYSICS 3-2 ENGINEERING	0	0	0	0	0	0	0	0	0	0	0
PLANNED STUDIES (BA)	0	0	0	0	0	0	0	0	0	0	0

PLANNED STUDIES (BS)	0	0	0	0	0	0	0	0	0	0	0	0
POLITICS	0	0	0	0	0	0	0	0	0	0	0	0
PSYCHOLOGY	1	1	0	0	0	0	0	0	1	1	2	
RELIGIOUS STUDIES	0	1	0	0	0	0	0	0	0	1	1	
SOCIAL STUDIES	0	0	0	0	0	0	0	0	0	0	0	
SOCIAL STUDIES (TEACHING)	0	0	0	0	0	0	0	0	0	0	0	
SOCIOLOGY	1	2	0	0	0	0	0	0	1	2	3	
SPANISH	0	0	0	0	0	0	0	0	0	0	0	
SPANISH (TEACHING)	0	0	0	0	0	0	0	0	0	0	0	
SPEECH COMMUNICATION (BA)	0	1	0	0	0	0	0	0	0	1	1	
SPEECH COMMUNICATION (BS)	0	0	0	0	0	0	0	0	0	0	0	
THEATER ARTS MANAGEMENT	0	0	0	0	0	0	0	0	0	0	0	
THEATRICAL PROD. ARTS DESIGN	0	0	0	0	0	0	0	0	0	0	0	
THEATRICAL PRODUCTION ARTS	1	0	0	0	0	0	0	0	1	0	1	
WRITING	1	1	0	0	0	1	0	0	1	2	3	
SCHOOL TOTALS	8	13	0	0	0	1	0	0	8	14	22	
	21		0		1		0		22			

Enrollment by Classification – Minor

HUMANITIES & SCIENCES - FULL TIME UNDERGRADUATE

PROGRAM/CATEGORY	CONTINUING		TRANSFERS		READMITS		NEW MATRIC		TOTALS		GRAND	
	MALE	FEMALE	MALE	FEMALE	MALE	FEMALE	MALE	FEMALE	MALE	FEMALE	TOTAL	
ANTHROPOLOGY MINOR	3	12	0	0	0	0	0	0	3	12	15	
ART HISTORY MINOR	8	26	0	0	0	0	0	0	8	26	34	
ART MINOR	8	19	1	0	0	0	0	1	9	20	29	
BIOLOGY MINOR	0	4	0	0	0	0	1	0	1	4	5	
COMPARATIVE LIT MINOR	0	0	0	0	0	0	0	0	0	0	0	
COMPUTER INFO SCI MINOR	0	0	0	0	0	0	0	0	0	0	0	
COMPUTING MINOR	1	3	0	0	0	0	0	0	1	3	4	
DANCE MINOR	2	21	0	0	0	0	0	0	2	21	23	
ECONOMICS MINOR	27	15	0	0	0	0	0	0	27	15	42	
ENGLISH MINOR	10	21	1	0	0	0	0	0	11	21	32	
ENVIRON STUDIES MINOR	3	7	0	0	0	0	0	0	3	7	10	
FRENCH MINOR	3	25	0	0	0	0	0	2	3	27	30	
GERMAN MINOR	2	3	0	0	0	0	0	1	2	4	6	
HEALTH COMM MINOR	0	18	0	0	0	0	0	0	0	18	18	
HISTORY MINOR	13	23	0	0	0	0	0	0	13	23	36	
HONORS H&S	36	69	0	1	0	0	6	31	42	101	143	
ITALIAN MINOR	5	18	0	0	0	0	0	0	5	18	23	
JEWISH STUDIES MINOR	1	5	0	0	0	0	0	0	1	5	6	
MATHEMATICS MINOR	19	11	0	0	0	0	0	0	19	11	30	
NEUROSCIENCE MINOR	2	0	0	0	0	0	0	0	2	0	2	
PHILOSOPHY MINOR	11	5	0	0	0	0	0	1	11	6	17	
PHYSICS MINOR	2	0	0	0	0	0	0	0	2	0	2	
POLITICS MINOR	25	25	0	0	0	0	0	2	25	27	52	
PSYCHOLOGY MINOR	17	55	1	0	0	0	0	0	18	55	73	
RELIGIOUS STUDIES MINOR	4	4	0	0	0	0	0	0	4	4	8	
SOCIAL WORK MINOR	1	10	0	0	0	0	0	0	1	10	11	
SOCIOLOGY MINOR	12	41	0	0	0	1	0	0	12	42	54	
SPANISH MINOR	9	52	0	0	0	0	0	1	9	53	62	
SPEECH MINOR	6	26	0	0	0	0	0	0	6	26	32	
THEATER MINOR	12	22	0	0	0	0	0	0	12	22	34	
WEB PROGRAMMING MINOR	6	1	0	0	0	0	0	0	6	1	7	
WOMEN'S STUDIES MINOR	1	15	0	0	0	0	0	0	1	15	16	
WRITING MINOR	24	50	0	0	0	0	0	0	24	50	74	
SCHOOL TOTALS	273	606	3	1	0	1	7	39	283	647	930	
	879		4		1		46		930			

HUMANITIES & SCIENCES - PART TIME UNDERGRADUATE

PROGRAM/CATEGORY	CONTINUING		TRANSFERS		READMITS		NEW MATRIC		TOTALS		GRAND
	MALE	FEMALE	MALE	FEMALE	MALE	FEMALE	MALE	FEMALE	MALE	FEMALE	TOTAL
ANTHROPOLOGY MINOR	0	0	0	0	0	0	0	0	0	0	0
ART HISTORY MINOR	0	0	0	0	0	0	0	0	0	0	0
ART MINOR	0	0	0	0	0	0	0	0	0	0	0
BIOLOGY MINOR	0	0	0	0	0	0	0	0	0	0	0
COMPARATIVE LIT MINOR	0	0	0	0	0	0	0	0	0	0	0
COMPUTER INFO SCI MINOR	0	0	0	0	0	0	0	0	0	0	0
COMPUTING MINOR	0	0	0	0	0	0	0	0	0	0	0
DANCE MINOR	0	1	0	0	0	0	0	0	0	1	1
ECONOMICS MINOR	1	0	0	0	0	0	0	0	1	0	1
ENGLISH MINOR	0	2	0	0	0	0	0	0	0	2	2
ENVIRON STUDIES MINOR	0	0	0	0	0	0	0	0	0	0	0
FRENCH MINOR	0	0	0	0	0	0	0	0	0	0	0
GERMAN MINOR	0	0	0	0	0	0	0	0	0	0	0
HEALTH COMM MINOR	0	0	0	0	0	0	0	0	0	0	0
HISTORY MINOR	1	0	0	0	0	0	0	0	1	0	1
HONORS H&S	1	2	0	0	0	0	0	0	1	2	3
ITALIAN MINOR	0	1	0	0	0	0	0	0	0	1	1
JEWISH STUDIES MINOR	0	0	0	0	0	0	0	0	0	0	0
MATHEMATICS MINOR	1	1	0	0	0	0	0	0	1	1	2
NEUROSCIENCE MINOR	0	0	0	0	0	0	0	0	0	0	0
PHILOSOPHY MINOR	0	0	0	0	0	0	0	0	0	0	0
PHYSICS MINOR	0	0	0	0	0	0	0	0	0	0	0
POLITICS MINOR	1	0	0	0	0	0	0	0	1	0	1
PSYCHOLOGY MINOR	0	0	0	0	0	0	0	0	0	0	0
RELIGIOUS STUDIES MINOR	0	0	0	0	0	0	0	0	0	0	0
SOCIAL WORK MINOR	0	0	0	0	0	0	0	0	0	0	0
SOCIOLOGY MINOR	0	1	0	0	0	0	0	0	0	1	1
SPANISH MINOR	0	0	0	0	0	0	0	0	0	0	0
SPEECH MINOR	0	0	0	0	0	0	0	0	0	0	0
THEATER MINOR	0	0	0	0	0	0	0	0	0	0	0
WEB PROGRAMMING MINOR	0	0	0	0	0	0	0	0	0	0	0
WOMEN'S STUDIES MINOR	0	0	0	0	0	1	0	0	0	1	1
WRITING MINOR	1	0	0	0	0	0	0	0	1	0	1
SCHOOL TOTALS	6	8	0	0	0	1	0	0	6	9	15
	14		0		1		0		15		

Enrollment by Standing – Major

HUMANITIES & SCIENCES - FULL TIME UNDERGRADUATE

PROGRAM/CATEGORY	FRESHMAN		SOPHOMORE		JUNIOR		SENIOR		TOTALS		
	MEN	WOMEN	MEN	WOMEN	MEN	WOMEN	MEN	WOMEN	MEN	WOMEN	TOTALS
ACTING	4	6	3	12	3	4	3	4	13	26	39
ANTHROPOLOGY	3	9	0	6	6	10	4	10	13	35	48
APPLIED ECONOMICS	0	1	1	0	5	0	3	2	9	3	12
APPLIED PSYCHOLOGY	0	4	1	4	5	10	7	11	13	29	42
ART	0	0	0	0	2	1	1	1	3	2	5
ART (BA)	1	3	1	3	4	3	0	2	6	11	17
ART (BFA)	3	3	0	0	3	0	2	2	8	5	13
ART EDUCATION (TEACHING)	0	1	0	1	0	1	1	0	1	3	4
ART HISTORY	2	3	2	1	3	10	1	8	8	22	30
ART HISTORY / ARCHIT CO	0	0	0	0	0	2	0	2	0	4	4
BIOCHEMISTRY	1	8	3	1	1	3	2	1	7	13	20
BIOLOGY	20	28	14	20	12	21	12	21	58	90	148
BIOLOGY (TEACHING)	0	0	1	1	4	2	2	2	7	5	12
CHEMISTRY	0	0	0	0	0	0	0	0	0	0	0
CHEMISTRY (BA)	1	1	3	1	1	1	1	1	6	4	10

CHEMISTRY (BS)	0	4	5	1	5	1	5	3	15	9	24
CHEMISTRY 3-2 ENGINEERING	0	0	0	0	0	0	0	0	0	0	0
CHEMISTRY BA (TEACHING)	0	0	0	0	0	0	0	1	0	1	1
CHEMISTRY BS (TEACHING)	0	0	0	0	0	1	0	0	0	1	1
COMPUTER INFORMATION SYSTEMS	4	1	6	1	9	1	3	1	22	4	26
COMPUTER SCIENCE (BA)	3	1	3	0	6	1	11	1	23	3	26
COMPUTER SCIENCE (BS)	13	1	7	0	3	0	8	1	31	2	33
DRAMA (BA)	3	9	5	12	3	7	8	14	19	42	61
ECONOMICS	3	1	6	2	4	1	8	6	21	10	31
ENGLISH	14	20	11	18	6	25	6	27	37	90	127
ENGLISH (TEACHING)	4	7	4	8	2	4	1	7	11	26	37
ENVIRONMENTAL STUDIES	8	8	1	3	4	6	3	6	16	23	39
EXPLORATORY	161	207	87	126	6	7	0	0	254	340	594
FRENCH	0	1	1	2	1	2	0	1	2	6	8
FRENCH (TEACHING)	0	0	0	1	0	0	0	0	0	1	1
GERMAN	0	0	0	1	0	0	0	0	0	1	1
GERMAN (TEACHING)	0	0	0	0	0	0	0	0	0	0	0
HISTORY	14	4	5	5	17	6	12	7	48	22	70
MATH-COMPUTER SCI (TEACHING)	0	0	0	0	0	0	1	0	1	0	1
MATHEMATICS	3	1	4	1	2	3	3	6	12	11	23
MATHEMATICS (TEACHING)	5	4	4	2	4	2	3	4	16	12	28
MATHEMATICS-COMPUTER SCIENCE	0	0	3	1	1	0	0	1	4	2	6
MATHEMATICS/ECONOMICS	0	0	1	0	1	0	0	1	2	1	3
MATHEMATICS/PHYSICS	1	0	0	0	1	0	2	0	4	0	4
MUSICAL THEATER	6	7	4	5	2	8	7	5	19	25	44
PHILOSOPHY	5	3	5	2	8	1	6	0	24	6	30
PHILOSOPHY-RELIGION	0	1	1	0	2	0	1	0	4	1	5
PHYSICS	8	0	0	1	8	1	4	1	20	3	23
PHYSICS (TEACHING)	0	2	0	0	0	0	0	0	0	2	2
PHYSICS 3-2 ENGINEERING	0	0	0	1	1	0	0	0	1	1	2
PLANNED STUDIES (BA)	0	0	0	0	0	2	1	4	1	6	7
PLANNED STUDIES (BS)	0	0	0	0	0	0	0	0	0	0	0
POLITICS	10	12	12	11	14	9	11	19	47	51	98
PSYCHOLOGY	21	55	16	49	14	41	7	31	58	176	234
RELIGIOUS STUDIES	0	0	0	0	0	0	0	0	0	0	0
SOCIAL STUDIES	0	0	0	0	1	0	1	2	2	2	4
SOCIAL STUDIES (TEACHING)	8	9	2	6	4	4	4	0	18	19	37
SOCIOLOGY	4	11	3	16	14	44	8	31	29	102	131
SPANISH	1	2	0	2	1	1	1	2	3	7	10
SPANISH (TEACHING)	0	1	0	4	0	0	0	2	0	7	7
SPEECH COMMUNICATION (BA)	1	2	4	2	4	9	7	9	16	22	38
SPEECH COMMUNICATION (BS)	0	0	0	0	0	0	0	0	0	0	0
SPEECH COMMUNICATION - GENERAL	0	0	0	0	0	0	0	0	0	0	0
THEATER ARTS - BA DRAMA	0	0	0	0	0	0	0	0	0	0	0
THEATER ARTS MANAGEMENT	3	2	2	5	2	5	2	3	9	15	24
THEATER PROD ARTS-THEATER TECH	0	0	0	0	0	0	0	0	0	0	0
THEATRICAL PROD. ARTS DESIGN	0	0	0	0	0	0	0	0	0	0	0
THEATRICAL PRODUCTION ARTS	4	9	9	8	7	3	7	4	27	24	51
WRITING	12	15	14	23	20	25	15	25	61	88	149
SCHOOL TOTALS	354	467	254	369	226	288	195	292	1029	1416	2445
	821		623		514		487		2445		

HUMANITIES & SCIENCES - PART TIME UNDERGRADUATE

	FRESHMAN		SOPHOMORE		JUNIOR		SENIOR		TOTALS		
PROGRAM/CATEGORY	MEN	WOMEN	MEN	WOMEN	MEN	WOMEN	MEN	WOMEN	MEN	WOMEN	TOTALS
ACTING	0	0	0	0	0	0	0	0	0	0	0
ANTHROPOLOGY	0	0	0	0	0	0	0	2	0	2	2

APPLIED ECONOMICS	0	0	0	0	0	0	0	0	0	0	0
APPLIED PSYCHOLOGY	0	0	0	0	0	0	1	0	1	0	1
ART	0	0	0	0	0	0	0	0	0	0	0
ART (BA)	0	0	0	0	0	0	0	0	0	0	0
ART (BFA)	0	0	0	0	0	0	0	0	0	0	0
ART EDUCATION (TEACHING)	0	0	0	0	0	0	0	0	0	0	0
ART HISTORY	0	0	0	0	0	0	0	0	0	0	0
ART HISTORY / ARCHITECTURE CO	0	0	0	0	0	0	0	0	0	0	0
BIOCHEMISTRY	0	0	0	0	0	0	1	0	1	0	1
BIOLOGY	0	0	0	0	0	0	0	0	0	0	0
BIOLOGY (TEACHING)	0	0	0	0	0	0	0	0	0	0	0
CHEMISTRY	0	0	0	0	0	0	0	0	0	0	0
CHEMISTRY (BA)	0	0	0	0	0	0	0	0	0	0	0
CHEMISTRY (BS)	0	0	0	0	0	0	0	0	0	0	0
CHEMISTRY 3-2 ENGINEERING	0	0	0	0	0	0	0	0	0	0	0
CHEMISTRY BA (TEACHING)	0	0	0	0	0	0	0	0	0	0	0
CHEMISTRY BS (TEACHING)	0	0	0	0	0	0	0	0	0	0	0
COMPUTER INFORMATION SYSTEMS	0	0	0	0	0	0	0	0	0	0	0
COMPUTER SCIENCE (BA)	0	0	0	0	0	0	1	0	1	0	1
COMPUTER SCIENCE (BS)	0	0	0	0	0	0	0	0	0	0	0
DRAMA (BA)	0	0	0	0	0	0	0	1	0	1	1
ECONOMICS	0	0	0	0	0	0	0	0	0	0	0
ENGLISH	0	0	0	0	0	1	0	1	0	2	2
ENGLISH (TEACHING)	0	0	0	0	0	0	0	1	0	1	1
ENVIRONMENTAL STUDIES	0	0	0	0	0	0	0	0	0	0	0
EXPLORATORY	0	1	0	0	0	0	0	0	0	1	1
FRENCH	0	0	0	0	0	0	0	0	0	0	0
FRENCH (TEACHING)	0	0	0	0	0	0	0	0	0	0	0
GERMAN	0	0	0	0	0	0	0	0	0	0	0
GERMAN (TEACHING)	0	0	0	0	0	0	0	0	0	0	0
HISTORY	0	0	0	0	0	0	0	0	0	0	0
MATH-COMPUTER SCI (TEACHING)	0	0	0	0	0	0	0	0	0	0	0
MATHEMATICS	0	0	0	0	0	0	1	0	1	0	1
MATHEMATICS (TEACHING)	0	0	0	0	0	0	0	0	0	0	0
MATHEMATICS-COMPUTER SCIENCE	0	0	0	0	0	0	0	0	0	0	0
MATHEMATICS/ECONOMICS	0	0	0	0	0	0	0	0	0	0	0
MATHEMATICS/PHYSICS	0	0	0	0	0	0	0	0	0	0	0
MUSICAL THEATER	0	0	0	0	0	0	0	0	0	0	0
PHILOSOPHY	0	0	0	0	0	0	0	0	0	0	0
PHILOSOPHY-RELIGION	0	0	0	0	0	0	0	0	0	0	0
PHYSICS	0	0	0	0	0	0	0	0	0	0	0
PHYSICS (TEACHING)	0	0	0	0	0	0	0	0	0	0	0
PHYSICS 3-2 ENGINEERING	0	0	0	0	0	0	0	0	0	0	0
PLANNED STUDIES (BA)	0	0	0	0	0	0	0	0	0	0	0
PLANNED STUDIES (BS)	0	0	0	0	0	0	0	0	0	0	0
POLITICS	0	0	0	0	0	0	0	0	0	0	0
PSYCHOLOGY	0	0	0	0	0	0	1	1	1	1	2
RELIGIOUS STUDIES	0	0	0	1	0	0	0	0	0	1	1
SOCIAL STUDIES	0	0	0	0	0	0	0	0	0	0	0
SOCIAL STUDIES (TEACHING)	0	0	0	0	0	0	0	0	0	0	0
SOCIOLOGY	0	0	0	0	0	1	1	1	1	2	3
SPANISH	0	0	0	0	0	0	0	0	0	0	0
SPANISH (TEACHING)	0	0	0	0	0	0	0	0	0	0	0
SPEECH COMMUNICATION (BA)	0	0	0	0	0	1	0	0	0	1	1
SPEECH COMMUNICATION (BS)	0	0	0	0	0	0	0	0	0	0	0
THEATER ARTS - BA DRAMA	0	0	0	0	0	0	0	0	0	0	0
THEATER ARTS MANAGEMENT	0	0	0	0	0	0	0	0	0	0	0
THEATER PROD ARTS-THEATER TECH	0	0	0	0	0	0	0	0	0	0	0
THEATRICAL PROD. ARTS DESIGN	0	0	0	0	0	0	0	0	0	0	0

THEATRICAL PRODUCTION ARTS	0	0	0	0	0	0	1	0	1	0	1
WRITING	0	0	0	0	0	1	1	1	1	2	3
SCHOOL TOTALS	0	1	0	1	0	4	8	8	8	14	22
	1		1		4		16		22		

Enrollment by Standing – Minor

HUMANITIES & SCIENCES - FULL TIME UNDERGRADUATE

PROGRAM/CATEGORY	FRESHMAN		SOPHOMORE		JUNIOR		SENIOR		TOTALS		TOTALS
	MEN	WOMEN	MEN	WOMEN	MEN	WOMEN	MEN	WOMEN	MEN	WOMEN	
ANTHROPOLOGY MINOR	0	0	0	1	0	5	3	6	3	12	15
ART HISTORY MINOR	0	0	1	3	1	5	6	18	8	26	34
ART MINOR	2	1	0	3	2	10	5	6	9	20	29
BIOLOGY MINOR	0	0	1	0	0	4	0	0	1	4	5
COMPARATIVE LITERATURE MINOR	0	0	0	0	0	0	0	0	0	0	0
COMPUTER INFORMATION SCI MINOR	0	0	0	0	0	0	0	0	0	0	0
COMPUTING MINOR	0	0	1	1	0	1	0	1	1	3	4
DANCE MINOR	0	0	0	7	0	8	2	6	2	21	23
ECONOMICS MINOR	0	0	4	1	9	2	14	12	27	15	42
ENGLISH MINOR	0	1	1	2	5	3	5	15	11	21	32
ENVIRONMENTAL STUDIES MINOR	0	0	0	1	1	3	2	3	3	7	10
FRENCH MINOR	0	3	1	2	1	10	1	12	3	27	30
GERMAN MINOR	0	1	0	0	0	1	2	2	2	4	6
HEALTH COMMUNICATION MINOR	0	0	0	1	0	7	0	10	0	18	18
HISTORY MINOR	1	0	1	5	3	8	8	10	13	23	36
HONORS H&S	6	29	16	27	7	21	13	24	42	101	143
ITALIAN MINOR	0	0	3	2	1	5	1	11	5	18	23
JEWISH STUDIES MINOR	0	0	1	4	0	1	0	0	1	5	6
MATHEMATICS MINOR	0	0	0	2	12	2	7	7	19	11	30
NEUROSCIENCE MINOR	0	0	0	0	0	0	2	0	2	0	2
PHILOSOPHY MINOR	0	1	1	2	4	2	6	1	11	6	17
PHYSICS MINOR	0	0	0	0	2	0	0	0	2	0	2
POLITICS MINOR	0	2	3	2	10	13	12	10	25	27	52
PSYCHOLOGY MINOR	1	0	3	10	6	19	8	26	18	55	73
RELIGIOUS STUDIES MINOR	0	0	0	0	1	0	3	4	4	4	8
SOCIAL WORK MINOR	0	1	0	2	0	6	1	1	1	10	11
SOCIOLOGY MINOR	0	1	1	4	4	17	7	20	12	42	54
SPANISH MINOR	0	1	0	2	4	16	5	34	9	53	62
SPEECH MINOR	0	0	0	2	2	11	4	13	6	26	32
THEATER MINOR	0	0	1	0	6	5	5	17	12	22	34
WEB PROGRAMMING MINOR	0	0	1	0	1	1	4	0	6	1	7
WOMEN'S STUDIES MINOR	0	0	0	4	1	5	0	6	1	15	16
WRITING MINOR	0	0	3	10	8	19	13	21	24	50	74
SCHOOL TOTALS	10	41	43	100	91	210	139	296	283	647	930
	51		143		301		435		930		

HUMANITIES & SCIENCES - PART TIME UNDERGRADUATE

PROGRAM/CATEGORY	FRESHMAN		SOPHOMORE		JUNIOR		SENIOR		TOTALS		TOTALS
	MEN	WOMEN	MEN	WOMEN	MEN	WOMEN	MEN	WOMEN	MEN	WOMEN	
ANTHROPOLOGY MINOR	0	0	0	0	0	0	0	0	0	0	0
ART HISTORY MINOR	0	0	0	0	0	0	0	0	0	0	0
ART MINOR	0	0	0	0	0	0	0	0	0	0	0
BIOLOGY MINOR	0	0	0	0	0	0	0	0	0	0	0
COMPARATIVE LITERATURE MINOR	0	0	0	0	0	0	0	0	0	0	0
COMPUTER INFORMATION SCI MINOR	0	0	0	0	0	0	0	0	0	0	0

COMPUTING MINOR	0	0	0	0	0	0	0	0	0	0	0
DANCE MINOR	0	0	0	0	0	0	0	1	0	1	1
ECONOMICS MINOR	0	0	0	0	0	0	1	0	1	0	1
ENGLISH MINOR	0	0	0	0	0	0	0	2	0	2	2
ENVIRONMENTAL STUDIES MINOR	0	0	0	0	0	0	0	0	0	0	0
FRENCH MINOR	0	0	0	0	0	0	0	0	0	0	0
GERMAN MINOR	0	0	0	0	0	0	0	0	0	0	0
HEALTH COMMUNICATION MINOR	0	0	0	0	0	0	0	0	0	0	0
HISTORY MINOR	0	0	0	0	0	0	1	0	1	0	1
HONORS H&S	0	0	0	0	0	0	1	2	1	2	3
ITALIAN MINOR	0	0	0	0	0	1	0	0	0	1	1
JEWISH STUDIES MINOR	0	0	0	0	0	0	0	0	0	0	0
MATHEMATICS MINOR	0	0	0	0	0	0	1	1	1	1	2
NEUROSCIENCE MINOR	0	0	0	0	0	0	0	0	0	0	0
PHILOSOPHY MINOR	0	0	0	0	0	0	0	0	0	0	0
PHYSICS MINOR	0	0	0	0	0	0	0	0	0	0	0
POLITICS MINOR	0	0	0	0	0	0	1	0	1	0	1
PSYCHOLOGY MINOR	0	0	0	0	0	0	0	0	0	0	0
RELIGIOUS STUDIES MINOR	0	0	0	0	0	0	0	0	0	0	0
SOCIAL WORK MINOR	0	0	0	0	0	0	0	0	0	0	0
SOCIOLOGY MINOR	0	0	0	0	0	0	0	1	0	1	1
SPANISH MINOR	0	0	0	0	0	0	0	0	0	0	0
SPEECH MINOR	0	0	0	0	0	0	0	0	0	0	0
THEATER MINOR	0	0	0	0	0	0	0	0	0	0	0
WEB PROGRAMMING MINOR	0	0	0	0	0	0	0	0	0	0	0
WOMEN'S STUDIES MINOR	0	0	0	0	0	1	0	0	0	1	1
WRITING MINOR	0	0	0	0	0	0	1	0	1	0	1
SCHOOL TOTALS	0	0	0	0	0	2	6	7	6	9	15
	0		0		2		13		15		

SCHOOL OF MUSIC UNDERGRADUATE ENROLLMENT

Enrollment by Classification – Major

MUSIC - FULL-TIME UNDERGRADUATE

PROGRAM/CATEGORY	CONTINUING		TRANSFERS		READMITS		NEW MATRICS		TOTALS		GRAND
	MALE	FEMALE	MALE	FEMALE	MALE	FEMALE	MALE	FEMALE	MALE	FEMALE	TOTAL
COMPOSITION	8	2	0	0	0	0	4	0	12	2	14
JAZZ STUDIES	8	0	0	0	1	0	4	0	13	0	13
MUSIC (BA DEGREE)	1	0	0	0	0	0	0	0	1	0	1
MUSIC (BA)	4	1	0	0	0	0	2	0	6	1	7
MUSIC EDUCATION	0	0	0	0	1	0	0	0	1	0	1
MUSIC EDUCATION (TEACHING)	36	60	2	3	0	0	18	28	56	91	147
MUSIC EDUCATION GENERAL	0	0	0	0	0	0	0	0	0	0	0
MUSIC WITH OUTSIDE FIELD	5	17	0	0	0	0	4	2	9	19	28
PERFORMANCE	32	50	2	0	0	1	14	12	48	63	111
PERFORMANCE/MUS ED (TEACHING)	44	66	0	1	0	0	13	21	57	88	145
PERFORMANCE/MUSIC EDUCATION	0	0	0	0	0	0	0	0	0	0	0
RECORDING	10	1	0	0	0	0	6	0	16	1	17
THEORY	2	0	0	0	0	0	0	0	2	0	2
UNDECLARED MUSIC	2	2	0	0	0	0	3	8	5	10	15
SCHOOL TOTALS	152	199	4	4	2	1	68	71	226	275	501
	351		8		3		139		501		

MUSIC - PART-TIME UNDERGRADUATE

PROGRAM/CATEGORY	CONTINUING		TRANSFERS		READMITS		NEW MATRICS		TOTALS		GRAND
	MALE	FEMALE	MALE	FEMALE	MALE	FEMALE	MALE	FEMALE	MALE	FEMALE	TOTAL
COMPOSITION	0	0	0	0	0	0	0	0	0	0	0
JAZZ STUDIES	1	0	0	0	0	0	0	0	1	0	1
MUSIC (BA DEGREE)	0	0	0	0	0	0	0	0	0	0	0
MUSIC (BA)	0	0	0	0	0	0	0	0	0	0	0
MUSIC EDUCATION	0	0	0	0	0	0	0	0	0	0	0
MUSIC EDUCATION (TEACHING)	3	0	0	0	0	0	0	0	3	0	3
MUSIC EDUCATION GENERAL	0	0	0	0	0	0	0	0	0	0	0
MUSIC WITH OUTSIDE FIELD	0	0	0	0	0	0	0	0	0	0	0
PERFORMANCE	1	0	0	0	0	0	0	0	1	0	1
PERFORMANCE/MUS ED (TEACHING)	0	0	0	0	0	0	0	0	0	0	0
PERFORMANCE/MUSIC EDUCATION	0	0	0	0	0	0	0	0	0	0	0
RECORDING	0	0	0	0	0	0	0	0	0	0	0
THEORY	0	0	0	0	0	0	0	0	0	0	0
UNDECLARED MUSIC	0	0	0	0	0	0	0	0	0	0	0
SCHOOL TOTALS	5	0	0	0	0	0	0	0	5	0	5
	5		0		0		0		5		

Enrollment by Classification – Minor

MUSIC - FULL TIME UNDERGRADUATE

PROGRAM/CATEGORY	CONTINUING		TRANSFERS		READMITS		NEW MATRIC		TOTALS		GRAND
	MALE	FEMALE	MALE	FEMALE	MALE	FEMALE	MALE	FEMALE	MALE	FEMALE	TOTAL
MUSIC MINOR	13	22	0	0	0	0	0	1	13	23	36
SCHOOL TOTALS	13	22	0	0	0	0	0	1	13	23	36
	35		0		0		1		36		

MUSIC - PART TIME UNDERGRADUATE

PROGRAM/CATEGORY	CONTINUING		TRANSFERS		READMITS		NEW MATRIC		TOTALS		GRAND
	MALE	FEMALE	MALE	FEMALE	MALE	FEMALE	MALE	FEMALE	MALE	FEMALE	TOTAL
MUSIC MINOR	0	0	0	0	0	0	0	0	0	0	0
SCHOOL TOTALS	0	0	0	0	0	0	0	0	0	0	0
	0		0		0		0		0		

Enrollment by Standing – Major

MUSIC - FULL TIME UNDERGRADUATE

PROGRAM/CATEGORY	FRESHMAN		SOPHOMORE		JUNIOR		SENIOR		TOTALS		TOTALS
	MEN	WOMEN	MEN	WOMEN	MEN	WOMEN	MEN	WOMEN	MEN	WOMEN	
COMPOSITION	5	0	3	1	2	1	2	0	12	2	14
JAZZ STUDIES	5	0	2	0	0	0	6	0	13	0	13
MUSIC (BA DEGREE)	0	0	0	0	0	0	1	0	1	0	1
MUSIC (BA)	2	0	0	0	0	1	4	0	6	1	7
MUSIC COMPOSITION	0	0	0	0	0	0	0	0	0	0	0
MUSIC EDUCATION	0	0	0	0	0	0	1	0	1	0	1
MUSIC EDUCATION (TEACHING)	19	28	19	19	10	25	8	19	56	91	147
MUSIC EDUCATION GENERAL	0	0	0	0	0	0	0	0	0	0	0
MUSIC THEORY	0	0	0	0	0	0	0	0	0	0	0
MUSIC WITH OUTSIDE FIELD	4	2	2	5	0	3	3	9	9	19	28
PERFORMANCE	14	12	10	18	12	16	12	17	48	63	111
PERFORMANCE MUSIC	0	0	0	0	0	0	0	0	0	0	0
PERFORMANCE/MUS ED (TEACHING)	13	19	11	24	10	15	23	30	57	88	145
PERFORMANCE/MUSIC EDUCATION	0	0	0	0	0	0	0	0	0	0	0
RECORDING	6	0	3	1	3	0	4	0	16	1	17
THEORY	0	0	0	0	1	0	1	0	2	0	2
UNDECLARED MUSIC	3	8	1	2	1	0	0	0	5	10	15

SCHOOL TOTALS	71	69	51	70	39	61	65	75	226	275	501
	140		121		100		140		501		

MUSIC - PART TIME UNDERGRADUATE

PROGRAM/CATEGORY	FRESHMAN		SOPHOMORE		JUNIOR		SENIOR		TOTALS		TOTALS
	MEN	WOMEN	MEN	WOMEN	MEN	WOMEN	MEN	WOMEN	MEN	WOMEN	
COMPOSITION	0	0	0	0	0	0	0	0	0	0	0
JAZZ STUDIES	0	0	0	0	0	0	1	0	1	0	1
MUSIC (BA DEGREE)	0	0	0	0	0	0	0	0	0	0	0
MUSIC (BA)	0	0	0	0	0	0	0	0	0	0	0
MUSIC COMPOSITION	0	0	0	0	0	0	0	0	0	0	0
MUSIC EDUCATION	0	0	0	0	0	0	0	0	0	0	0
MUSIC EDUCATION (TEACHING)	0	0	0	0	0	0	3	0	3	0	3
MUSIC EDUCATION GENERAL	0	0	0	0	0	0	0	0	0	0	0
MUSIC THEORY	0	0	0	0	0	0	0	0	0	0	0
MUSIC WITH OUTSIDE FIELD	0	0	0	0	0	0	0	0	0	0	0
PERFORMANCE	0	0	0	0	0	0	1	0	1	0	1
PERFORMANCE MUSIC	0	0	0	0	0	0	0	0	0	0	0
PERFORMANCE/MUS ED (TEACHING)	0	0	0	0	0	0	0	0	0	0	0
PERFORMANCE/MUSIC EDUCATION	0	0	0	0	0	0	0	0	0	0	0
RECORDING	0	0	0	0	0	0	0	0	0	0	0
THEORY	0	0	0	0	0	0	0	0	0	0	0
UNDECLARED MUSIC	0	0	0	0	0	0	0	0	0	0	0
SCHOOL TOTALS	0	0	0	0	0	0	5	0	5	0	5
	0		0		0		5		5		

Enrollment by Standing – Minor

MUSIC - FULL TIME UNDERGRADUATE

PROGRAM/CATEGORY	FRESHMAN		SOPHOMORE		JUNIOR		SENIOR		TOTALS		TOTALS
	MEN	WOMEN	MEN	WOMEN	MEN	WOMEN	MEN	WOMEN	MEN	WOMEN	
MUSIC MINOR	0	1	3	6	6	6	4	10	13	23	36
SCHOOL TOTALS	0	1	3	6	6	6	4	10	13	23	36
	1		9		12		14		36		

MUSIC - PART TIME UNDERGRADUATE

PROGRAM/CATEGORY	FRESHMAN		SOPHOMORE		JUNIOR		SENIOR		TOTALS		TOTALS
	MEN	WOMEN	MEN	WOMEN	MEN	WOMEN	MEN	WOMEN	MEN	WOMEN	
MUSIC MINOR	0	0	0	0	0	0	0	0	0	0	0
SCHOOL TOTALS	0	0	0	0	0	0	0	0	0	0	0
	0		0		0		0		0		

CONTINUING EDUCATION ENROLLMENT

Enrollment by Classification

CONTINUING EDUCATION - FULL TIME UNDERGRADUATE

PROGRAM/CATEGORY	CONTINUING		TRANSFERS		READMITS		NEW MATRICS		TOTALS		GRAND
	MALE	FEMALE	MALE	FEMALE	MALE	FEMALE	MALE	FEMALE	MALE	FEMALE	TOTAL
EXTRAMURAL - ITHACA COLLEGE	0	6	0	0	0	0	2	2	2	8	10
EXTRAMURAL - LOS ANGELES	0	0	0	0	0	0	0	0	0	0	0
SCHOOL TOTALS	0	6	0	0	0	0	2	2	2	8	10
	6		0		0		4		10		

Enrollment by Classification

CONTINUING EDUCATION - PART TIME UNDERGRADUATE

PROGRAM/CATEGORY	CONTINUING		TRANSFERS		READMITS		NEW MATRICS		TOTALS		GRAND
	MALE	FEMALE	MALE	FEMALE	MALE	FEMALE	MALE	FEMALE	MALE	FEMALE	TOTAL
EXTRAMURAL - ITHACA COLLEGE	8	25	1	1	0	0	10	27	19	53	72
EXTRAMURAL - LOS ANGELES	0	0	0	0	0	0	0	0	0	0	0
SCHOOL TOTALS	8	25	1	1	0	0	10	27	19	53	72
	33		2		0		37		72		

Enrollment by Standing

CONTINUING EDUCATION - FULL TIME UNDERGRADUATE

PROGRAM/CATEGORY	FRESHMAN		SOPHOMORE		JUNIOR		SENIOR		TOTALS		TOTALS
	MEN	WOMEN	MEN	WOMEN	MEN	WOMEN	MEN	WOMEN	MEN	WOMEN	
EXTRAMURAL - ITHACA COLLEGE	2	7	0	0	0	0	0	1	2	8	10
EXTRAMURAL - LOS ANGELES	0	0	0	0	0	0	0	0	0	0	0
SCHOOL TOTALS	2	7	0	0	0	0	0	1	2	8	10
	9		0		0		1		10		

Enrollment by Standing

CONTINUING EDUCATION - PART TIME UNDERGRADUATE

PROGRAM/CATEGORY	FRESHMAN		SOPHOMORE		JUNIOR		SENIOR		TOTALS		TOTALS
	MEN	WOMEN	MEN	WOMEN	MEN	WOMEN	MEN	WOMEN	MEN	WOMEN	
EXTRAMURAL - ITHACA COLLEGE	19	49	0	2	0	0	0	2	19	53	72
EXTRAMURAL - LOS ANGELES	0	0	0	0	0	0	0	0	0	0	0
SCHOOL TOTALS	19	49	0	2	0	0	0	2	19	53	72
	68		2		0		2		72		

INTERNATIONAL PROGRAMS ENROLLMENT

Enrollment by Classification

INTERNATIONAL PROGRAMS - FULL TIME UNDERGRADUATE

PROGRAM/CATEGORY	CONTINUING		TRANSFERS		READMITS		NEW MATRICS		TOTALS		GRAND
	MALE	FEMALE	MALE	FEMALE	MALE	FEMALE	MALE	FEMALE	MALE	FEMALE	TOTAL
EXTRAMURAL - EXCHANGE PROGRAM	1	2	0	0	0	0	6	8	7	10	17
EXTRAMURAL - FOREIGN STUDY	0	0	0	0	0	0	0	0	0	0	0
EXTRAMURAL - LONDON	0	0	0	0	0	0	0	0	0	0	0
SCHOOL TOTALS	1	2	0	0	0	0	6	8	7	10	17
	3		0		0		14		17		

Enrollment by Classification

INTERNATIONAL PROGRAMS - PART TIME UNDERGRADUATE

PROGRAM/CATEGORY	CONTINUING		TRANSFERS		READMITS		NEW MATRICS		TOTALS		GRAND
	MALE	FEMALE	MALE	FEMALE	MALE	FEMALE	MALE	FEMALE	MALE	FEMALE	TOTAL
EXTRAMURAL - EXCHANGE PROGRAM	0	0	0	0	0	0	0	1	0	1	1
EXTRAMURAL - FOREIGN STUDY	0	0	0	0	0	0	0	0	0	0	0
EXTRAMURAL - LONDON	0	1	0	0	0	0	0	0	0	1	1
SCHOOL TOTALS	0	1	0	0	0	0	0	1	0	2	2
	1		0		0		1		2		

Enrollment by Standing

INTERNATIONAL PROGRAMS - FULL TIME UNDERGRADUATE

PROGRAM/CATEGORY	FRESHMAN		SOPHOMORE		JUNIOR		SENIOR		TOTALS		TOTALS
	MEN	WOMEN	MEN	WOMEN	MEN	WOMEN	MEN	WOMEN	MEN	WOMEN	
EXTRAMURAL - EXCHANGE PROGRAM	7	10	0	0	0	0	0	0	7	10	17
EXTRAMURAL - FOREIGN STUDY	0	0	0	0	0	0	0	0	0	0	0
EXTRAMURAL - LONDON	0	0	0	0	0	0	0	0	0	0	0
SCHOOL TOTALS	7	10	0	0	0	0	0	0	7	10	17
	17		0		0		0		17		

Enrollment by Standing

INTERNATIONAL PROGRAMS - PART TIME UNDERGRADUATE

PROGRAM/CATEGORY	FRESHMAN		SOPHOMORE		JUNIOR		SENIOR		TOTALS		TOTALS
	MEN	WOMEN	MEN	WOMEN	MEN	WOMEN	MEN	WOMEN	MEN	WOMEN	
EXTRAMURAL - EXCHANGE PROGRAM	0	1	0	0	0	0	0	0	0	1	1
EXTRAMURAL - FOREIGN STUDY	0	0	0	0	0	0	0	0	0	0	0
EXTRAMURAL - LONDON	0	1	0	0	0	0	0	0	0	1	1
SCHOOL TOTALS	0	2	0	0	0	0	0	0	0	2	2
	2		0		0		0		2		

DIVISION OF GRADUATE STUDIES

School Summary

FULL TIME GRADUATE SCHOOL/CATEGORY	CONTINUING		NEW MATRICS		TRANSFERS		TOTALS		GRAND
	MEN	WOMEN	MEN	WOMEN	MEN	WOMEN	MEN	WOMEN	TOTAL
FULL TIME GRADUATE									
BUSINESS	1	1	3	7	0	0	4	8	12
COMMUNICATIONS	6	10	3	8	0	0	9	18	27
HLTH SCIENCES & HUMAN PERFR	6	36	19	73	0	0	25	109	134
MUSIC	5	10	13	10	0	0	18	20	38
SCHOOL TOTALS	18	57	38	98	0	0	56	155	211
	75		136		0		211		
PART TIME GRADUATE									
BUSINESS	3	0	0	0	0	0	3	0	3
COMMUNICATIONS	0	1	0	2	0	0	0	3	3
HLTH SCIENCES & HUMAN PERFR	2	2	0	1	0	0	2	3	5
MUSIC	0	1	1	0	0	0	1	1	2
SCHOOL TOTALS	5	4	1	3	0	0	6	7	13
	9		4		0		13		

Enrollment by Classification – Major

BUSINESS - FULL TIME GRADUATE

PROGRAM/CATEGORY	CONTINUING		TRANSFERS		NEW MATRICS		TOTALS		GRAND
	MALE	FEMALE	MALE	FEMALE	MALE	FEMALE	MALE	FEMALE	TOTAL
MANAGEMENT MBA	1	1	3	7	0	0	4	8	12
PUBLIC ACCOUNTANCY MBA	0	0	0	0	0	0	0	0	0
SCHOOL TOTALS	1	1	3	7	0	0	4	8	12
	2		10		0		12		

COMMUNICATIONS - FULL TIME GRADUATE

PROGRAM/CATEGORY	CONTINUING		TRANSFERS		NEW MATRICS		TOTALS		GRAND
	MALE	FEMALE	MALE	FEMALE	MALE	FEMALE	MALE	FEMALE	TOTAL
COMMUNICATIONS (MS)	6	10	3	8	0	0	9	18	27
SCHOOL TOTALS	6	10	3	8	0	0	9	18	27
	16		11		0		27		

HLTH SCIENCES & HUMAN PERFRMCE - FULL TIME GRADUATE

PROGRAM/CATEGORY	CONTINUING		TRANSFERS		NEW MATRICS		TOTALS		GRAND
	MALE	FEMALE	MALE	FEMALE	MALE	FEMALE	MALE	FEMALE	TOTAL
CLIN SCI/PHYS THER (MS)	0	0	11	46	0	0	11	46	57
EXERCISE & SPORT SCIENCES (MS)	3	2	7	13	0	0	10	15	25
OCCUPA SCI/OCCUPA THER (MS)	3	25	0	0	0	0	3	25	28
SPEECH-LANGUAGE PATHOLOGY (MS)	0	7	1	13	0	0	1	20	21
TEACH SPEECH AND HEARING (MS)	0	2	0	0	0	0	0	2	2
TEACH STU W/SPC&LANG DISAB(MS)	0	0	0	1	0	0	0	1	1
SCHOOL TOTALS	6	36	19	73	0	0	25	109	134
	42		92		0		134		

MUSIC - FULL TIME GRADUATE

PROGRAM/CATEGORY	CONTINUING		TRANSFERS		NEW MATRICS		TOTALS		GRAND
	MALE	FEMALE	MALE	FEMALE	MALE	FEMALE	MALE	FEMALE	TOTAL
BRASSES (MM)	0	0	0	0	0	0	0	0	0
COMPOSITION (MM)	0	0	1	0	0	0	1	0	1
CONDUCTING (MM)	0	2	4	0	0	0	4	2	6

MUSIC EDUCATION (MM)	1	5	0	2	0	0	1	7	8
MUSIC EDUCATION (MS)	0	0	0	0	0	0	0	0	0
PERFORMANCE (MM)	4	3	7	5	0	0	11	8	19
STRINGS (MM)	0	0	0	0	0	0	0	0	0
SUZUKI PEDAGOGY (MM)	0	0	1	3	0	0	1	3	4
THEORY (MM)	0	0	0	0	0	0	0	0	0
WOODWINDS (MM)	0	0	0	0	0	0	0	0	0
SCHOOL TOTALS	5	10	13	10	0	0	18	20	38
	15		23		0		38		

BUSINESS - PART TIME GRADUATE

PROGRAM/CATEGORY	CONTINUING		TRANSFERS		NEW MATRICS		TOTALS		GRAND
	MALE	FEMALE	MALE	FEMALE	MALE	FEMALE	MALE	FEMALE	TOTAL
MANAGEMENT MBA	3	0	0	0	0	0	3	0	3
PUBLIC ACCOUNTANCY MBA	0	0	0	0	0	0	0	0	0
SCHOOL TOTALS	3	0	0	0	0	0	3	0	3
	3		0		0		3		

COMMUNICATIONS - PART TIME GRADUATE

PROGRAM/CATEGORY	CONTINUING		TRANSFERS		NEW MATRICS		TOTALS		GRAND
	MALE	FEMALE	MALE	FEMALE	MALE	FEMALE	MALE	FEMALE	TOTAL
COMMUNICATIONS (MS)	0	1	0	2	0	0	0	3	3
SCHOOL TOTALS	0	1	0	2	0	0	0	3	3
	1		2		0		3		

HLTH SCIENCES & HUMAN PERFRMCE - PART TIME GRADUATE

PROGRAM/CATEGORY	CONTINUING		TRANSFERS		NEW MATRICS		TOTALS		GRAND
	MALE	FEMALE	MALE	FEMALE	MALE	FEMALE	MALE	FEMALE	TOTAL
CLIN SCI/PHYS THER (MS)	0	0	0	0	0	0	0	0	0
EXERCISE & SPORT SCIENCES (MS)	2	2	0	0	0	0	2	2	4
OCCUPA SCI/OCCUPA THER (MS)	0	0	0	0	0	0	0	0	0
SPEECH-LANGUAGE PATHOLOGY (MS)	0	0	0	1	0	0	0	1	1
TEACH SPEECH AND HEARING (MS)	0	0	0	0	0	0	0	0	0
TEACH STU W/SPC&LANG DISAB(MS)	0	0	0	0	0	0	0	0	0
SCHOOL TOTALS	2	2	0	1	0	0	2	3	5
	4		1		0		5		

MUSIC - PART TIME GRADUATE

PROGRAM/CATEGORY	CONTINUING		TRANSFERS		NEW MATRICS		TOTALS		GRAND
	MALE	FEMALE	MALE	FEMALE	MALE	FEMALE	MALE	FEMALE	TOTAL
BRASSES (MM)	0	0	0	0	0	0	0	0	0
COMPOSITION (MM)	0	0	0	0	0	0	0	0	0
CONDUCTING (MM)	0	0	0	0	0	0	0	0	0
MUSIC EDUCATION (MM)	0	1	1	0	0	0	1	1	2
MUSIC EDUCATION (MS)	0	0	0	0	0	0	0	0	0
PERFORMANCE (MM)	0	0	0	0	0	0	0	0	0
STRINGS (MM)	0	0	0	0	0	0	0	0	0
SUZUKI PEDAGOGY (MM)	0	0	0	0	0	0	0	0	0
THEORY (MM)	0	0	0	0	0	0	0	0	0
WOODWINDS (MM)	0	0	0	0	0	0	0	0	0
SCHOOL TOTALS	0	1	1	0	0	0	1	1	2
	1		1		0		2		

OPENING ENROLLMENT GLOSSARY

Degree Credit: Students enrolled in courses for credit that are recognized by Ithaca College as seeking a degree.

Full-time Undergraduate: A student enrolled at the undergraduate level for 12 or more credits.

Affiliate: A system whereby students at Ithaca College enroll at another college in which Ithaca College has an affiliation agreement (domestic and international) and are guaranteed appropriate academic credit for their study. Grades received are calculated into their GPA and for all purposes are considered to be enrolled at Ithaca College.

Ex-Mu: A student enrolled on a course-by-course basis without being admitted (matriculated) into a degree or certificate program.

FTE: Full-time equivalent for undergraduate students is the sum of credit hours attempted divided by 15. Full-time equivalent for graduate students is the sum of credit hours attempted divided by 12.

Full-time graduate: A student enrolled at the graduate level for 9 or more credits.

New Matrics: A student attending Ithaca College for the first time at the level enrolled (Undergraduate, Graduate, Ex-Mu)

Non-degree: A student attending Ithaca College with enrollment in courses for credit but not seeking a degree or certificate.

Freshman: A student enrolled in an undergraduate degree program who has completed between 0 and 29.9 credits from all sources.

Sophomore: A student enrolled in an undergraduate degree program who has completed between 30 and 59.9 credits from all sources.

Junior: A student enrolled in an undergraduate degree program who has completed between 60 and 89.9 credits from all sources.

Senior: A student enrolled in an undergraduate degree program who has completed at least 90.0 credits from all sources.

Note: Students with more than one declared major or minor are reflected in the majors and minors breakdown. The headcount is an unduplicated number.