

# ITHACA COLLEGE

## OFFICIAL OPENING ENROLLMENT

### FALL 2005

September 19, 2005



---

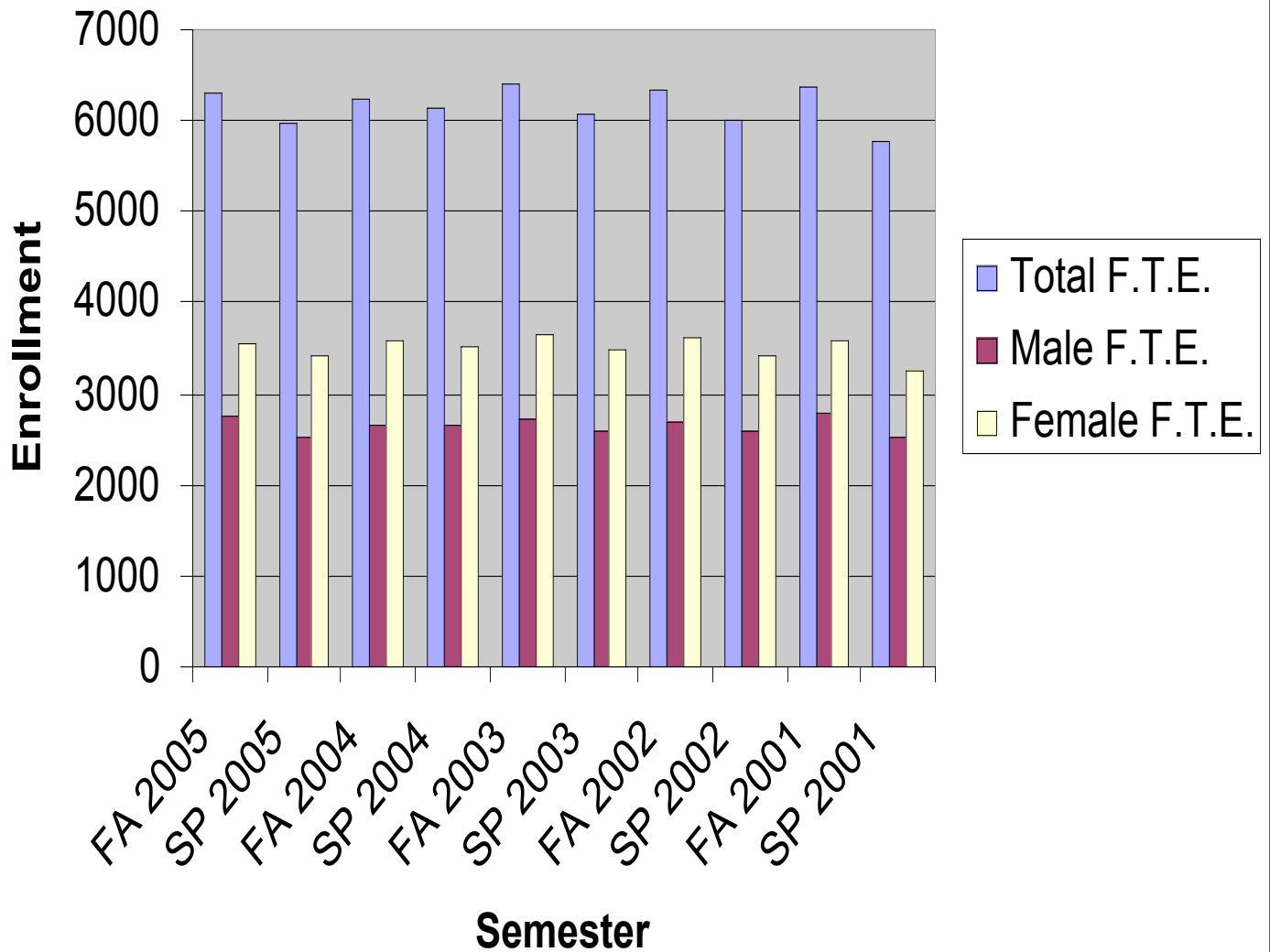
CONTENTS:	Page
College Summary	1
Undergraduate Summary	3
School of Business	5
Park School of Communications	6
Division of Interdisciplinary & Int'l Studies	9
School of Health Sciences & Human Performance	11
School of Humanities & Sciences	13
School of Music	22
Continuing Education	24
International Programs	25
Division of Graduate Studies	26
Opening Enrollment Glossary	28

---

# COLLEGE SUMMARY – Fall 2005

CLASSIFICATION		CAMPUS	MALE HEAD COUNT	MALE F.T.E. EQUIV.	FEMALE HEAD COUNT	FEMALE F.T.E. EQUIV.	TOTAL HEAD COUNT	TOTAL F.T.E. EQUIV.
UNDERGRADUATE								
DEGREE CREDIT								
FULL TIME								
		Ithaca College	2598	2598	3196	3196	5794	5794
		Los Angeles	25	25	21	21	46	46
		London	13	13	42	42	55	55
		Washington	4	4	5	5	9	9
		Affiliate	10	10	28	28	38	38
		FULL TIME DEGREE CR TOTAL	2650	2650	3292	3292	5942	5942
PART TIME								
		Ithaca College	23	13.6	31	15.3	54	28.9
		Los Angeles	0	0	1	0.3	1	0.3
		PART TIME DEGREE CR TOTAL	23	13.6	32	15.6	55	29.2
DEGREE CREDIT TOTAL			2673	2663.6	3324	3307.6	5997	5971.2
NON DEGREE CREDIT (INCL CONT ED)								
FULL TIME								
		Ithaca College	3	3	7	7	10	10
		Los Angeles	4	4	1	1	5	5
		London	0	0	4	4	4	4
		FULL TIME NON DEGREE TOTAL	7	7	12	12	19	19
PART TIME								
		Cornell Exchange	4	1.1	10	3.2	14	4.3
		Ithaca College	19	6.3	47	7.0	66	13.3
		Wells Exchange	0	0	2	0.4	2	0.4
		PART TIME NON DEGREE TOTAL	23	7.3	59	10.6	82	17.9
NON-DEGREE TOTAL			30	14.3	71	22.6	101	36.9
UNDERGRADUATE TOTAL			2703	2677.9	3395	3330.2	6098	6008.1
GRADUATE STUDIES AND CONT EDUC								
GRADUATE STUDIES								
FULL TIME			73	73	217	217	290	290
PART TIME			6	2.1	8	2.8	14	4.9
GRADUATE TOTAL			79	75.1	225	219.8	304	294.9
EXMU (GRAD)								
FULL TIME			1	1	0	0	1	1
PART TIME			5	1.8	4	1.8	9	3.6
EXMU TOTAL			6	2.8	4	1.8	10	4.6
GRADUATE AND CONT EDUC TOTAL			85	77.9	229	221.6	314	299.4
ITHACA COLLEGE ENROLLMENT:			2788	2755.8	3624	3551.7	6412	6307.5

# Total Full Time Equivalent 5-Year Trend Analysis



## UNDERGRADUATE SUMMARY

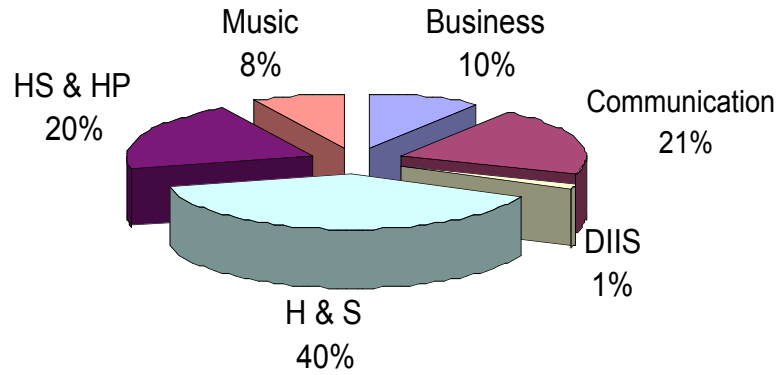
### Total Matriculated Undergraduate Enrollment by Classification

SCHOOL/CATEGORY	CONTINUING		TRANSFERS		READMITS		NEW MATRICS		TOTALS		GRAND
	MALE	FEMALE	MALE	FEMALE	MALE	FEMALE	MALE	FEMALE	MALE	FEMALE	TOTAL
FULL TIME UNDERGRADUATE											
BUSINESS	242	134	19	11	1	0	114	42	376	187	563
COMMUNICATIONS	380	499	17	15	1	0	157	165	555	679	1234
INTERDISCIPLINARY & INT'L STUDIES	10	39	0	2	0	0	8	6	18	47	65
HUMANITIES & SCIENCES	674	907	28	33	10	3	341	405	1053	1348	2401
HLTH SCIENCES & HUMAN PERFRMCE	297	534	18	23	1	3	127	196	443	756	1199
MUSIC	156	203	1	1	0	0	48	71	205	275	480
SCHOOL TOTALS	1759	2316	83	85	13	6	795	885	2650	3292	5942
	4075		168		19		1680		5942		
PART TIME UNDERGRADUATE											
BUSINESS	5	5	0	1	1	0	0	0	6	6	12
COMMUNICATIONS	3	5	0	0	0	0	0	0	3	5	8
INTERDISCIPLINARY & INT'L STUDIES	1	2	0	0	0	0	0	0	1	2	3
HUMANITIES & SCIENCES	7	10	0	2	1	0	0	0	8	12	20
HLTH SCIENCES & HUMAN PERFRMCE	2	9	0	0	0	0	0	0	2	9	11
MUSIC	3	0	0	0	0	0	0	0	3	0	3
SCHOOL TOTALS	21	31	0	3	2	0	0	0	23	34	57
	52		3		2		0		57		

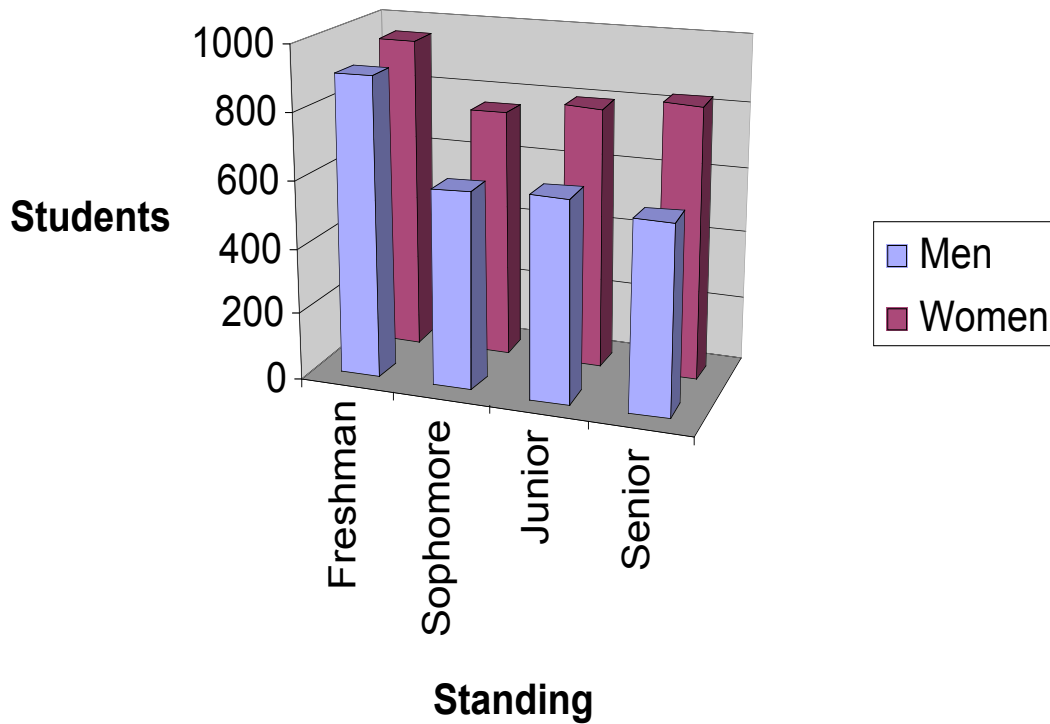
### Total Matriculated Undergraduate Enrollment by Standing

FULL TIME UNDERGRADUATE											
SCHOOL/CATEGORY	FRESHMAN		SOPHOMORE		JUNIOR		SENIOR		TOTALS		GRAND
	MEN	WOMEN	MEN	WOMEN	MEN	WOMEN	MEN	WOMEN	MEN	WOMEN	TOTALS
BUSINESS	126	44	89	45	88	52	73	46	376	187	563
COMMUNICATIONS	166	170	119	151	148	174	122	184	555	679	1234
INTERDISCIPLINARY & INT'L STUDIES	8	7	4	10	2	14	4	16	18	47	65
HUMANITIES & SCIENCES	407	447	226	337	230	306	190	258	1053	1348	2401
HLTH SCIENCES & HUMAN PERFRMCE	144	208	101	155	89	180	109	213	443	756	1199
MUSIC	54	72	55	58	46	61	50	84	205	275	480
SCHOOL TOTALS	905	948	594	756	603	787	548	801	2650	3292	5942
	1853		1350		1390		1349		5942		
PART TIME UNDERGRADUATE											
BUSINESS	0	0	0	2	0	2	6	2	6	6	12
COMMUNICATIONS	0	0	1	0	1	0	1	5	3	5	8
INTERDISCIPLINARY & INT'L STUDIES	0	2	0	0	0	0	1	0	1	2	3
HUMANITIES & SCIENCES	0	3	0	0	1	2	7	7	8	12	20
HLTH SCIENCES & HUMAN PERFRMCE	0	0	0	0	0	1	2	8	2	9	11
MUSIC	0	0	0	0	0	0	3	0	3	0	3
SCHOOL TOTALS	0	5	1	2	2	5	20	22	23	34	57
	5		3		7		42		57		

**Fall 2005  
Undergraduate Enrollment by School**



**Fall 2005  
Total Undergraduate Enrollment By Standing**



# SCHOOL OF BUSINESS UNDERGRADUATE ENROLLMENT

## Enrollment by Classification – Major

### BUSINESS - FULL-TIME UNDERGRADUATE ENROLLMENT

PROGRAM/CATEGORY	CONTINUING		TRANSFERS		READMITS		NEW MATRICS		TOTALS		GRAND
	MALE	FEMALE	MALE	FEMALE	MALE	FEMALE	MALE	FEMALE	MALE	FEMALE	TOTAL
ACCOUNTING	23	21	2	2	1	0	7	3	33	26	59
BUSINESS ADMINISTRATION	219	113	17	9	0	0	107	39	343	161	504
INT'L BUS CERT PROG	0	0	0	0	0	0	0	0	0	0	0
SCHOOL TOTALS	242	134	19	11	1	0	114	42	376	187	563
	376		30		1		156		563		

### BUSINESS - PART-TIME UNDERGRADUATE ENROLLMENT

PROGRAM/CATEGORY	CONTINUING		TRANSFERS		READMITS		NEW MATRICS		TOTALS		GRAND
	MALE	FEMALE	MALE	FEMALE	MALE	FEMALE	MALE	FEMALE	MALE	FEMALE	TOTAL
ACCOUNTING	0	1	0	0	0	0	0	0	0	1	1
BUSINESS ADMINISTRATION	5	4	0	1	1	0	0	0	6	5	11
INTERNATIONAL BUS CERT PROG	0	0	0	0	0	0	0	0	0	0	0
SCHOOL TOTALS	5	5	0	1	1	0	0	0	6	6	12
	10		1		1		0		12		

## Enrollment by Classification – Minor

### BUSINESS - FULL TIME UNDERGRADUATE

PROGRAM/CATEGORY	CONTINUING		TRANSFERS		READMITS		NEW MATRIC		TOTALS		GRAND
	MALE	FEMALE	MALE	FEMALE	MALE	FEMALE	MALE	FEMALE	MALE	FEMALE	TOTAL
BUSINESS - FULL TIME UNDERGRADUATE											
FINANCE MINOR	9	3	0	0	0	0	0	0	9	3	12
GENERAL BUSINESS MINOR	10	12	0	0	0	0	0	0	10	12	22
INTERNTL BUS STUDIES MINOR	3	5	0	0	0	0	0	0	3	5	8
MANAGEMENT MINOR	0	0	0	0	0	0	1	0	1	0	1
MARKETING MINOR	6	5	0	0	0	0	0	0	6	5	11
SCHOOL TOTALS	28	25	0	0	0	0	1	0	29	25	54
	53		0		0		1		54		

### BUSINESS - PART TIME UNDERGRADUATE

PROGRAM/CATEGORY	CONTINUING		TRANSFERS		READMITS		NEW MATRIC		TOTALS		GRAND
	MALE	FEMALE	MALE	FEMALE	MALE	FEMALE	MALE	FEMALE	MALE	FEMALE	TOTAL
BUSINESS - PART TIME UNDERGRADUATE											
FINANCE MINOR	0	0	0	0	0	0	0	0	0	0	0
GENERAL BUSINESS MINOR	0	0	0	0	0	0	0	0	0	0	0
INTERNTL BUS STUDIES MINOR	0	0	0	0	0	0	0	0	0	0	0
MANAGEMENT MINOR	0	0	0	0	0	0	0	0	0	0	0
MARKETING MINOR	0	0	0	0	0	0	0	0	0	0	0
SCHOOL TOTALS	0	0	0	0	0	0	0	0	0	0	0
	0		0		0		0		0		

### Enrollment by Standing – Major

#### BUSINESS - FULL TIME UNDERGRADUATE

PROGRAM/CATEGORY	FRESHMAN		SOPHOMORE		JUNIOR		SENIOR		TOTALS		TOTALS
	MEN	WOMEN	MEN	WOMEN	MEN	WOMEN	MEN	WOMEN	MEN	WOMEN	
ACCOUNTING	7	3	9	2	9	10	8	11	33	26	59
BUSINESS ADMINISTRATION	119	41	80	43	79	42	65	35	343	161	504
INT'L BUS CERT PROG	0	0	0	0	0	0	0	0	0	0	0
SCHOOL TOTALS	126	44	89	45	88	52	73	46	376	187	563
	170		134		140		119		563		

#### BUSINESS - PART TIME UNDERGRADUATE

PROGRAM/CATEGORY	FRESHMAN		SOPHOMORE		JUNIOR		SENIOR		TOTALS		TOTALS
	MEN	WOMEN	MEN	WOMEN	MEN	WOMEN	MEN	WOMEN	MEN	WOMEN	
ACCOUNTING	0	0	0	0	0	0	0	1	0	1	1
BUSINESS ADMINISTRATION	0	0	0	2	0	2	6	1	6	5	11
INTERNATIONAL BUS CERT PROG	0	0	0	0	0	0	0	0	0	0	0
SCHOOL TOTALS	0	0	0	2	0	2	6	2	6	6	12
	0		2		2		8		12		

### Enrollment by Standing – Minor

#### BUSINESS - FULL TIME UNDERGRADUATE

PROGRAM/CATEGORY	FRESHMAN		SOPHOMORE		JUNIOR		SENIOR		TOTALS		TOTALS
	MEN	WOMEN	MEN	WOMEN	MEN	WOMEN	MEN	WOMEN	MEN	WOMEN	
FINANCE MINOR	0	0	1	0	2	1	6	2	9	3	12
GENERAL BUSINESS MINOR	0	0	0	1	2	6	8	5	10	12	22
INTERNTL BUS STUDIES MINOR	0	0	0	2	3	2	0	1	3	5	8
MANAGEMENT MINOR	1	0	0	0	0	0	0	0	1	0	1
MARKETING MINOR	0	0	0	1	4	3	2	1	6	5	11
SCHOOL TOTALS	1	0	1	4	11	12	16	9	29	25	54
	1		5		23		25		54		

#### BUSINESS - PART TIME UNDERGRADUATE

PROGRAM/CATEGORY	FRESHMAN		SOPHOMORE		JUNIOR		SENIOR		TOTALS		TOTALS
	MEN	WOMEN	MEN	WOMEN	MEN	WOMEN	MEN	WOMEN	MEN	WOMEN	
FINANCE MINOR	0	0	0	0	0	0	0	0	0	0	0
GENERAL BUSINESS MINOR	0	0	0	0	0	0	0	0	0	0	0
INTERNTL BUS STUDIES MINOR	0	0	0	0	0	0	0	0	0	0	0
MANAGEMENT MINOR	0	0	0	0	0	0	0	0	0	0	0
MARKETING MINOR	0	0	0	0	0	0	0	0	0	0	0
SCHOOL TOTALS	0	0	0	0	0	0	0	0	0	0	0
	0		0		0		0		0		

### SCHOOL OF COMMUNICATIONS UNDERGRADUATE ENROLLMENT

#### Enrollment by Classification – Major

#### COMMUNICATIONS - FULL-TIME UNDERGRADUATE ENROLLMENT

PROGRAM/CATEGORY	CONTINUING		TRANSFERS		READMITS		NEW MATRICS		TOTALS		GRAND TOTAL
	MALE	FEMALE	MALE	FEMALE	MALE	FEMALE	MALE	FEMALE	MALE	FEMALE	
CINEMA AND PHOTO	110	81	5	0	1	0	32	20	148	101	249
FILM, PHOTO & VIS ART	22	19	1	2	0	0	24	11	47	32	79
INTEGR MKTG COMMN	24	90	1	4	0	0	12	32	37	126	163
JOURNALISM	49	91	3	2	0	0	20	42	72	135	207
MEDIA STUDIES	0	1	0	0	0	0	0	0	0	1	1
ORG COMM, LRNING, & DESIGN	16	60	0	1	0	0	10	16	26	77	103

TELECOMM MGMT	0	0	0	0	0	0	0	0	0	0	0
TELEVISION-RADIO	159	157	7	6	0	0	59	44	225	207	432
SCHOOL TOTALS	380	499	17	15	1	0	157	165	555	679	1234
	879		32		1		322		1234		

COMMUNICATIONS - PART-TIME UNDERGRADUATE ENROLLMENT

PROGRAM/CATEGORY	CONTINUING		TRANSFERS		READMITS		NEW MATRICS		TOTALS		GRAND
	MALE	FEMALE	MALE	FEMALE	MALE	FEMALE	MALE	FEMALE	MALE	FEMALE	TOTAL
CINEMA AND PHOTO	0	2	0	0	0	0	0	0	0	2	2
CORPORATE COMM	0	1	0	0	0	0	0	0	0	1	1
FILM, PHOTO & VIS ART	1	0	0	0	0	0	0	0	1	0	1
INTEGR MKTG COMMN	0	1	0	0	0	0	0	0	0	1	1
JOURNALISM	0	0	0	0	0	0	0	0	0	0	0
MEDIA STUDIES	0	0	0	0	0	0	0	0	0	0	0
ORG COMM, LRNING, & DESIGN	1	0	0	0	0	0	0	0	1	0	1
TELECOMM MGMT	0	0	0	0	0	0	0	0	0	0	0
TELEVISION-RADIO	1	1	0	0	0	0	0	0	1	1	2
SCHOOL TOTALS	3	5	0	0	0	0	0	0	3	5	8
	8		0		0		0		8		

**Enrollment by Classification – Minor**

COMMUNICATIONS - FULL TIME UNDERGRADUATE

PROGRAM/CATEGORY	CONTINUING		TRANSFERS		READMITS		NEW MATRIC		TOTALS		GRAND
	MALE	FEMALE	MALE	FEMALE	MALE	FEMALE	MALE	FEMALE	MALE	FEMALE	TOTAL
ADVERT & PUBL REL MINOR	0	1	0	0	0	0	0	0	0	1	1
AUDIO PRODUCTION MINOR	8	6	0	0	0	0	0	0	8	6	14
INTEGR MRKT COMMN MINOR	5	27	0	0	0	0	0	0	5	27	32
INT'L COMMUNICAT MINOR	0	0	0	0	0	0	0	0	0	0	0
JOURNALISM MINOR	9	21	0	0	0	0	0	0	9	21	30
MEDIA STUDIES MINOR	0	1	0	0	0	0	0	0	0	1	1
OCLD MINOR	2	11	0	0	0	0	0	0	2	11	13
SCRIPTWRITING MINOR	9	9	0	0	0	0	0	0	9	9	18
STILL PHOTOGRAPHY MINOR	3	19	0	0	0	0	0	0	3	19	22
SCHOOL TOTALS	36	95	0	0	0	0	0	0	36	95	131
	131		0		0		0		131		

COMMUNICATIONS - PART TIME UNDERGRADUATE

PROGRAM/CATEGORY	CONTINUING		TRANSFERS		READMITS		NEW MATRIC		TOTALS		GRAND
	MALE	FEMALE	MALE	FEMALE	MALE	FEMALE	MALE	FEMALE	MALE	FEMALE	TOTAL
ADVERT & PUBL REL MINOR	0	0	0	0	0	0	0	0	0	0	0
AUDIO PRODUCTION MINOR	0	0	0	0	0	0	0	0	0	0	0
INTEGR MRKT COMMN MINOR	1	0	0	0	0	0	0	0	1	0	1
INT'L COMMUNICAT MINOR	0	0	0	0	0	0	0	0	0	0	0
JOURNALISM MINOR	0	0	0	0	0	0	0	0	0	0	0
MEDIA STUDIES MINOR	0	0	0	0	0	0	0	0	0	0	0
OCLD MINOR	0	0	0	0	0	0	0	0	0	0	0
SCRIPTWRITING MINOR	0	1	0	0	0	0	0	0	0	1	1
STILL PHOTOGRAPHY MINOR	0	0	0	0	0	0	0	0	0	0	0
SCHOOL TOTALS	1	1	0	0	0	0	0	0	1	1	2
	2		0		0		0		2		

## Enrollment by Standing – Major

### COMMUNICATIONS - FULL TIME UNDERGRADUATE

PROGRAM/CATEGORY	FRESHMAN		SOPHOMORE		JUNIOR		SENIOR		TOTALS		TOTALS
	MEN	WOMEN	MEN	WOMEN	MEN	WOMEN	MEN	WOMEN	MEN	WOMEN	
CINEMA AND PHOTO	32	20	37	28	40	22	39	31	148	101	249
FILM, PHOTO & VIS ART	24	11	10	9	6	7	7	5	47	32	79
INTEGR MRKTG COMMN	14	33	5	31	15	35	3	27	37	126	163
JOURNALISM	23	43	19	34	17	22	13	36	72	135	207
MEDIA STUDIES	0	0	0	0	0	0	0	1	0	1	1
ORG COMM, LRNG, & DESIGN	10	16	5	13	6	32	5	16	26	77	103
TELECOMM MANAGEMENT	0	0	0	0	0	0	0	0	0	0	0
TELEVISION-RADIO	63	47	43	36	64	56	55	68	225	207	432
SCHOOL TOTALS	166	170	119	151	148	174	122	184	555	679	1234
	336		270		322		306		1234		

### COMMUNICATIONS - PART TIME UNDERGRADUATE

PROGRAM/CATEGORY	FRESHMAN		SOPHOMORE		JUNIOR		SENIOR		TOTALS		TOTALS
	MEN	WOMEN	MEN	WOMEN	MEN	WOMEN	MEN	WOMEN	MEN	WOMEN	
CINEMA AND PHOTO	0	0	0	0	0	0	0	2	0	2	2
CORPORATE COMM	0	0	0	0	0	0	0	1	0	1	1
FILM, PHOTO & VIS ART	0	0	0	0	1	0	0	0	1	0	1
INTEGR MRKTG COMMN	0	0	0	0	0	0	0	1	0	1	1
JOURNALISM	0	0	0	0	0	0	0	0	0	0	0
MEDIA STUDIES	0	0	0	0	0	0	0	0	0	0	0
ORG COMM, LRNG, & DESIGN	0	0	1	0	0	0	0	0	1	0	1
TELECOMM MANAGEMENT	0	0	0	0	0	0	0	0	0	0	0
TELEVISION-RADIO	0	0	0	0	0	0	1	1	1	1	2
SCHOOL TOTALS	0	0	1	0	1	0	1	5	3	5	8
	0		1		1		6		8		

## Enrollment by Standing – Minor

### COMMUNICATIONS - FULL TIME UNDERGRADUATE

PROGRAM/CATEGORY	FRESHMAN		SOPHOMORE		JUNIOR		SENIOR		TOTALS		TOTALS
	MEN	WOMEN	MEN	WOMEN	MEN	WOMEN	MEN	WOMEN	MEN	WOMEN	
ADVERTISING & PUBL REL MINOR	0	0	0	0	0	1	0	0	0	1	1
AUDIO PRODUCTION MINOR	0	0	2	1	0	1	6	4	8	6	14
INTEGRATED MRKT COMMN MINOR	0	0	0	3	4	11	1	13	5	27	32
INTERNATIONAL COMMUNICAT MINOR	0	0	0	0	0	0	0	0	0	0	0
JOURNALISM MINOR	0	0	2	4	3	5	4	12	9	21	30
MEDIA STUDIES MINOR	0	0	0	0	0	0	0	1	0	1	1
ORG COMM, LRNG & DESIGN MINOR	0	0	0	1	1	4	1	6	2	11	13
SCRIPTWRITING MINOR	0	0	1	1	4	4	4	4	9	9	18
STILL PHOTOGRAPHY MINOR	0	0	0	4	1	5	2	10	3	19	22
SCHOOL TOTALS	0	0	5	14	13	31	18	50	36	95	131
	0		19		44		68		158		

### COMMUNICATIONS - PART TIME UNDERGRADUATE

PROGRAM/CATEGORY	FRESHMAN		SOPHOMORE		JUNIOR		SENIOR		TOTALS		TOTALS
	MEN	WOMEN	MEN	WOMEN	MEN	WOMEN	MEN	WOMEN	MEN	WOMEN	
ADVERTISING & PUBL REL MINOR	0	0	0	0	0	0	0	0	0	0	0
AUDIO PRODUCTION MINOR	0	0	0	0	0	0	0	0	0	0	0
INTEGRATED MRKT COMMN MINOR	0	0	0	0	0	0	1	0	1	0	1
INTERNATIONAL COMMUNICAT MINOR	0	0	0	0	0	0	0	0	0	0	0

JOURNALISM MINOR	0	0	0	0	0	0	0	0	0	0	0
MEDIA STUDIES MINOR	0	0	0	0	0	0	0	0	0	0	0
ORG COMM, LRNG & DESIGN MINOR	0	0	0	0	0	0	0	0	0	0	0
SCRIPTWRITING MINOR	0	0	0	0	0	0	0	1	0	1	1
STILL PHOTOGRAPHY MINOR	0	0	0	0	0	0	0	0	0	0	0
SCHOOL TOTALS	0	0	0	0	0	0	1	1	1	1	2
	0		0		0		2		2		

**DIVISION OF INTERDISCIPLINARY & INTERNATIONAL STUDIES**

**Enrollment by Classification – Major**

DIVISION OF INTERDISCIPLINARY & INTERNATIONAL STUDIES - FULL TIME UNDERGRADUATE

PROGRAM/CATEGORY	CONTINUING		TRANSFERS		READMITS		NEW MATRICS		TOTALS		GRAND
	MALE	FEMALE	MALE	FEMALE	MALE	FEMALE	MALE	FEMALE	MALE	FEMALE	TOTAL
CULTURE AND COMMUNICATION	6	29	0	2	0	0	4	3	10	34	44
GERONTOLOGY (BA)	1	2	0	0	0	0	1	0	2	2	4
GERONTOLOGY (BS)	0	3	0	0	0	0	0	0	0	3	3
GERONTOLOGY CERT PROG	0	0	0	0	0	0	0	0	0	0	0
LEGAL STUDIES	3	5	0	0	0	0	3	3	6	8	14
SCHOOL TOTALS	10	39	0	2	0	0	8	6	18	47	65
	49		2		0		14		65		

DIVISION OF INTERDISCIPLINARY & INTERNATIONAL STUDIES - PART TIME UNDERGRADUATE

PROGRAM/CATEGORY	CONTINUING		TRANSFERS		READMITS		NEW MATRICS		TOTALS		GRAND
	MALE	FEMALE	MALE	FEMALE	MALE	FEMALE	MALE	FEMALE	MALE	FEMALE	TOTAL
CULTURE AND COMMUNICATION	0	0	0	0	0	0	0	0	0	0	0
GERONTOLOGY (BA)	1	0	0	0	0	0	0	0	1	0	1
GERONTOLOGY (BS)	0	0	0	0	0	0	0	0	0	0	0
GERONTOLOGY CERTIFICATE PROG	0	2	0	0	0	0	0	0	0	2	2
LEGAL STUDIES	0	0	0	0	0	0	0	0	0	0	0
SCHOOL TOTALS	1	2	0	0	0	0	0	0	1	2	3
	3		0		0		0		3		

**Enrollment by Classification – Minor**

DIVISION OF INTERDISCIPLINARY & INTERNATIONAL STUDIES - FULL TIME UNDERGRADUATE

PROGRAM/CATEGORY	CONTINUING		TRANSFERS		READMITS		NEW MATRIC		TOTALS		GRAND
	MALE	FEMALE	MALE	FEMALE	MALE	FEMALE	MALE	FEMALE	MALE	FEMALE	TOTAL
CULTURE AND COMM MINOR	6	12	0	0	0	0	0	0	6	12	18
GERONTOLOGY MINOR	1	19	0	0	0	0	0	0	1	19	20
LATIN AMER STUDIES MINOR	1	3	0	0	0	0	0	0	1	3	4
LEGAL STUDIES MINOR	32	32	1	0	0	0	0	0	33	32	65
NATIVE AMER ST MINOR	1	2	0	0	0	0	0	0	1	2	3
SCHOOL TOTALS	41	68	1	0	0	0	0	0	42	68	110
	109		1		0		0		110		

DIVISION OF INTERDISCIPLINARY & INTERNATIONAL STUDIES - PART TIME UNDERGRADUATE

PROGRAM/CATEGORY	CONTINUING		TRANSFERS		READMITS		NEW MATRIC		TOTALS		GRAND
	MALE	FEMALE	MALE	FEMALE	MALE	FEMALE	MALE	FEMALE	MALE	FEMALE	TOTAL
CULTURE AND COMM MINOR	0	0	0	0	0	0	0	0	0	0	0
GERONTOLOGY MINOR	0	0	0	0	0	0	0	0	0	0	0
LATIN AMER STUDIES MINOR	0	0	0	0	0	0	0	0	0	0	0
LEGAL STUDIES MINOR	2	0	0	0	0	0	0	0	2	0	2

NATIVE AMER ST MINOR	0	0	0	0	0	0	0	0	0	0	0
SCHOOL TOTALS	2	0	0	0	0	0	0	0	2	0	2
	2		0		0		0		2		

### Enrollment by Standing – Major

DIVISION OF INTERDISCIPLINARY & INTERNATIONAL STUDIES - FULL TIME UNDERGRADUATE

PROGRAM/CATEGORY	FRESHMAN		SOPHOMORE		JUNIOR		SENIOR		TOTALS		TOTALS
	MEN	WOMEN	MEN	WOMEN	MEN	WOMEN	MEN	WOMEN	MEN	WOMEN	
CULTURE AND COMMUNICATION	4	4	1	9	1	11	4	10	10	34	44
GERONTOLOGY (BA)	1	0	1	1	0	0	0	1	2	2	4
GERONTOLOGY (BS)	0	0	0	0	0	1	0	2	0	3	3
GERONTOLOGY CERT PROG	0	0	0	0	0	0	0	0	0	0	0
LEGAL STUDIES	3	3	2	0	1	2	0	3	6	8	14
SCHOOL TOTALS	8	7	4	10	2	14	4	16	18	47	65
	15		14		16		20		65		

DIVISION OF INTERDISCIPLINARY & INTERNATIONAL STUDIES - PART TIME UNDERGRADUATE

PROGRAM/CATEGORY	FRESHMAN		SOPHOMORE		JUNIOR		SENIOR		TOTALS		TOTALS
	MEN	WOMEN	MEN	WOMEN	MEN	WOMEN	MEN	WOMEN	MEN	WOMEN	
CULTURE AND COMMUNICATION	0	0	0	0	0	0	0	0	0	0	0
GERONTOLOGY (BA)	0	0	0	0	0	0	1	0	1	0	1
GERONTOLOGY (BS)	0	0	0	0	0	0	0	0	0	0	0
GERONTOLOGY CERTIFICATE PROG	0	2	0	0	0	0	0	0	0	2	2
LEGAL STUDIES	0	0	0	0	0	0	0	0	0	0	0
SCHOOL TOTALS	0	2	0	0	0	0	1	0	1	2	3
	2		0		0		1		3		

### Enrollment by Standing - Minor

DIVISION OF INTERDISCIPLINARY & INTERNATIONAL STUDIES - FULL TIME UNDERGRADUATE

PROGRAM/CATEGORY	FRESHMAN		SOPHOMORE		JUNIOR		SENIOR		TOTALS		TOTALS
	MEN	WOMEN	MEN	WOMEN	MEN	WOMEN	MEN	WOMEN	MEN	WOMEN	
CULTURE AND COMM MINOR	0	0	0	1	2	5	4	6	6	12	18
GERONTOLOGY MINOR	0	2	1	2	0	4	0	11	1	19	20
LATIN AMERICAN STUDIES MINOR	0	0	0	2	1	0	0	1	1	3	4
LEGAL STUDIES MINOR	1	1	1	3	12	17	19	11	33	32	65
NATIVE AMER ST MINOR	0	0	0	0	0	1	1	1	1	2	3
SCHOOL TOTALS	1	3	2	8	15	27	24	30	42	68	110
	4		10		42		54		110		

DIVISION OF INTERDISCIPLINARY & INTERNATIONAL STUDIES - PART TIME UNDERGRADUATE

PROGRAM/CATEGORY	FRESHMAN		SOPHOMORE		JUNIOR		SENIOR		TOTALS		TOTALS
	MEN	WOMEN	MEN	WOMEN	MEN	WOMEN	MEN	WOMEN	MEN	WOMEN	
CULTURE AND COMM MINOR	0	0	0	0	0	0	0	0	0	0	0
GERONTOLOGY MINOR	0	0	0	0	0	0	0	0	0	0	0
LATIN AMERICAN STUDIES MINOR	0	0	0	0	0	0	0	0	0	0	0
LEGAL STUDIES MINOR	0	0	0	0	0	0	2	0	2	0	2
NATIVE AMER ST MINOR	0	0	0	0	0	0	0	0	0	0	0
SCHOOL TOTALS	0	0	0	0	0	0	2	0	2	0	2
	0		0		0		2		2		

# SCHOOL OF HS&HP UNDERGRADUATE ENROLLMENT

## Enrollment by Classification – Major

### HLTH SCIENCES & HUMAN PERFORMCE - FULL-TIME UNDERGRADUATE ENROLLMENT

PROGRAM/CATEGORY	CONTINUING		TRANSFERS		READMITS		NEW MATRICS		TOTALS		GRAND
	MALE	FEMALE	MALE	FEMALE	MALE	FEMALE	MALE	FEMALE	MALE	FEMALE	TOTAL
ATHLETIC TRAINING/EXERCISE SCI	12	29	0	0	0	0	10	16	22	45	67
CLINICAL EXERCISE SCIENCE	7	20	1	2	0	0	4	1	12	23	35
CLINICAL SCI/PHYS THERAPY (BS)	50	175	0	1	0	0	38	83	88	259	347
CLINICAL HEALTH/PHYS THERAPY (BS)	0	0	0	0	0	0	0	0	0	0	0
COMMUNITY HEALTH EDUCATION	1	9	0	0	0	0	0	2	1	11	12
EXERCISE SCIENCE	28	38	2	1	0	1	6	8	36	48	84
HEALTH ED & PHYS ED (TEACHING)	22	20	0	4	0	0	2	2	24	26	50
HEALTH EDUCATION (TEACHING)	0	5	0	2	0	0	0	0	0	7	7
HEALTH POLICY STUDIES	4	12	0	0	0	0	0	0	4	12	16
HEALTH SCIENCES	10	17	1	0	1	0	2	5	14	22	36
HEALTH SERVICES ADMINISTRATION	0	0	0	0	0	0	0	0	0	0	0
LEISURE SERVICES	0	0	0	0	0	0	0	0	0	0	0
OCCUP SCI/OCCUP THER (BS)	0	57	0	2	0	0	0	19	0	78	78
OCCUPATIONAL SCIENCE	0	0	0	0	0	0	0	0	0	0	0
OUTDOOR ADVENTURE LEADERSHIP	6	1	0	2	0	1	0	0	6	4	10
PHYSICAL EDUCATION (TEACHING)	20	8	6	0	0	0	8	8	34	16	50
PREPRO HEALTH SCIENCES	2	18	2	1	0	0	13	29	17	48	65
RECREATION MGMT	10	9	0	1	0	0	0	0	10	10	20
SPEECH LANG PATHOLOGY & AUDIO	2	35	0	1	0	0	0	0	2	36	38
SPEECH-LANG PATHOLOGY	1	0	0	5	0	0	0	18	1	23	24
SPORT MANAGEMENT	60	23	3	0	0	0	23	2	86	25	111
SPORT MEDIA	23	10	3	0	0	1	17	2	43	13	56
SPORT STUDIES	12	2	0	0	0	0	4	0	16	2	18
SPORTS INFO & COMMUNICATION	24	3	0	0	0	0	0	0	24	3	27
TEACHING STDT W/ SPCH&LANG DIS	0	27	0	0	0	0	0	0	0	27	27
THERAPEUTIC RECREATION	3	16	0	1	0	0	0	1	3	18	21
SCHOOL TOTALS	297	534	18	23	1	3	127	196	443	756	1199
	831		41		4		323		1199		

### HLTH SCIENCES & HUMAN PERFORMCE - PART-TIME UNDERGRADUATE ENROLLMENT

PROGRAM/CATEGORY	CONTINUING		TRANSFERS		READMITS		NEW MATRICS		TOTALS		GRAND
	MALE	FEMALE	MALE	FEMALE	MALE	FEMALE	MALE	FEMALE	MALE	FEMALE	TOTAL
ATHLETIC TRAINING/EXERCISE SCI	0	0	0	0	0	0	0	0	0	0	0
CLINICAL EXERCISE SCIENCE	0	0	0	0	0	0	0	0	0	0	0
CLINICAL SCI/PHYS THERAPY (BS)	0	1	0	0	0	0	0	0	0	1	1
CLINICAL HEALTH/PHYS THERAPY (BS)	0	0	0	0	0	0	0	0	0	0	0
COMMUNITY HEALTH EDUCATION	0	3	0	0	0	0	0	0	0	3	3
EXERCISE SCIENCE	0	1	0	0	0	0	0	0	0	1	1
HEALTH ED & PHYS ED (TEACHING)	0	0	0	0	0	0	0	0	0	0	0
HEALTH EDUCATION (TEACHING)	0	0	0	0	0	0	0	0	0	0	0

HEALTH POLICY STUDIES	0	0	0	0	0	0	0	0	0	0	0
HEALTH SCIENCES	0	1	0	0	0	0	0	0	0	1	1
HEALTH SERVICES ADMINISTRATION	0	1	0	0	0	0	0	0	0	1	1
LEISURE SERVICES	0	0	0	0	0	0	0	0	0	0	0
OCCUP SCI/OCCUP THER (BS)	0	0	0	0	0	0	0	0	0	0	0
OCCUPATIONAL SCIENCE	0	0	0	0	0	0	0	0	0	0	0
OUTDOOR ADVENTURE LEADERSHIP	0	0	0	0	0	0	0	0	0	0	0
PHYSICAL EDUCATION (TEACHING)	0	0	0	0	0	0	0	0	0	0	0
PREPRO HEALTH SCIENCES	0	0	0	0	0	0	0	0	0	0	0
RECREATION MGMT	0	1	0	0	0	0	0	0	0	1	1
SPEECH LANG PATHOLOGY & AUDIO	0	0	0	0	0	0	0	0	0	0	0
SPEECH-LANG PATHOLOGY	0	0	0	0	0	0	0	0	0	0	0
SPORT MANAGEMENT	2	0	0	0	0	0	0	0	2	0	2
SPORT MEDIA	0	0	0	0	0	0	0	0	0	0	0
SPORT STUDIES	0	0	0	0	0	0	0	0	0	0	0
SPORTS INFO & COMMUNICATION	0	0	0	0	0	0	0	0	0	0	0
TEACHING STDT W/ SPCH&LANG DIS	0	0	0	0	0	0	0	0	0	0	0
THERAPEUTIC RECREATION	0	1	0	0	0	0	0	0	0	1	1
SCHOOL TOTALS	2	9	0	0	0	0	0	0	2	9	11
	11		0		0		0		11		

### Enrollment by Classification – Minor

HLTH SCIENCES & HUMAN PERFORMCE - FULL TIME UNDERGRADUATE

PROGRAM/CATEGORY	CONTINUING		TRANSFERS		READMITS		NEW MATRIC		TOTALS		GRAND
	MALE	FEMALE	MALE	FEMALE	MALE	FEMALE	MALE	FEMALE	MALE	FEMALE	TOTAL
APPL EXERCISE SCI MINOR	0	0	0	0	0	0	0	0	0	0	0
COACHING MINOR	8	17	0	0	0	0	0	0	8	17	25
EXERCISE SCIENCE MINOR	0	1	0	0	0	0	0	0	0	1	1
HEALTH MINOR	1	31	0	0	0	0	0	0	1	31	32
HEALTH SERV ADM MINOR	3	7	0	0	0	0	1	0	4	7	11
INTEGR HLTH STUDIES MINOR	0	3	0	0	0	0	0	0	0	3	3
NUTRITION PROMOTION MINOR	2	2	0	1	0	0	0	0	2	3	5
NUTRITION SCIENCE MINOR	0	14	0	0	0	0	0	0	0	14	14
OUTDOOR RECREATION MINOR	7	13	0	0	0	0	0	0	7	13	20
RECREATION MINOR	0	9	0	0	0	0	0	0	0	9	9
SPORT STUDIES MINOR	21	18	0	0	0	0	0	0	21	18	39
SCHOOL TOTALS	42	115	0	1	0	0	1	0	43	116	159
	157		1		0		1		159		

HLTH SCIENCES & HUMAN PERFORMCE - PART TIME UNDERGRADUATE

PROGRAM/CATEGORY	CONTINUING		TRANSFERS		READMITS		NEW MATRIC		TOTALS		GRAND
	MALE	FEMALE	MALE	FEMALE	MALE	FEMALE	MALE	FEMALE	MALE	FEMALE	TOTAL
ADULT FITNESS MINOR	0	0	0	0	0	0	0	0	0	0	0
APPL EXERCISE SCI MINOR	0	0	0	0	0	0	0	0	0	0	0
COACHING MINOR	0	0	0	0	0	0	0	0	0	0	0
EXERCISE SCIENCE MINOR	0	0	0	0	0	0	0	0	0	0	0
HEALTH MINOR	0	0	0	0	0	0	0	0	0	0	0
HEALTH SERV ADM MINOR	0	0	0	0	0	0	0	0	0	0	0
INTEGR HLTH STUDIES MINOR	0	0	0	0	0	0	0	0	0	0	0
NUTRITION PROMOTION MINOR	0	0	0	0	0	0	0	0	0	0	0

NUTRITION SCIENCE MINOR	0	0	0	0	0	0	0	0	0	0	0
OUTDOOR RECREATION MINOR	0	0	0	0	0	0	0	0	0	0	0
RECREATION MINOR	0	0	0	0	0	0	0	0	0	0	0
SPORT STUDIES MINOR	0	0	0	0	0	0	0	0	0	0	0
SCHOOL TOTALS	0	0	0	0	0	0	0	0	0	0	0
	0		0		0		0		0		

### Enrollment by Standing – Major

#### HLTH SCIENCES & HUMAN PERFRMCE - FULL TIME UNDERGRADUATE

PROGRAM/CATEGORY	FRESHMAN		SOPHOMORE		JUNIOR		SENIOR		TOTALS		TOTALS
	MEN	WOMEN	MEN	WOMEN	MEN	WOMEN	MEN	WOMEN	MEN	WOMEN	
ATHLETIC TRAINING/EXERCISE SCI	11	17	4	9	3	9	4	10	22	45	67
CLINICAL EXERCISE SCIENCE	4	1	1	2	1	5	6	15	12	23	35
CLINICAL SCI/PHYS THERAPY (BS)	38	79	14	53	17	54	19	73	88	259	347
CLINICAL HEALTH/PHYS THERAPY (BS)	0	0	0	0	0	0	0	0	0	0	0
COMMUNITY HEALTH EDUCATION	0	2	0	4	0	3	1	2	1	11	12
EXERCISE SCIENCE	7	11	12	8	8	12	9	17	36	48	84
HEALTH ED & PHYS ED (TEACHING)	5	3	10	5	6	5	3	13	24	26	50
HEALTH EDUCATION (TEACHING)	0	1	0	4	0	0	0	2	0	7	7
HEALTH POLICY STUDIES	0	1	1	1	1	3	2	7	4	12	16
HEALTH SCIENCES	2	6	2	4	7	8	3	4	14	22	36
HEALTH SERVICES ADMINISTRATION	0	0	0	0	0	0	0	0	0	0	0
LEISURE SERVICES	0	0	0	0	0	0	0	0	0	0	0
OCCUP SCI/OCCUP THER (BS)	0	20	0	13	0	19	0	26	0	78	78
OCCUPATIONAL SCIENCE	0	0	0	0	0	0	0	0	0	0	0
OUTDOOR ADVENTURE LEADERSHIP	0	1	1	1	2	2	3	0	6	4	10
PHYSICAL EDUCATION (TEACHING)	11	8	7	1	5	2	11	5	34	16	50
PREPRO HEALTH SCIENCES	14	31	2	16	1	1	0	0	17	48	65
RECREATION MGMT	1	1	1	2	1	1	7	6	10	10	20
SPEECH LANG PATHOLOGY & AUDIO	0	2	1	9	0	20	1	5	2	36	38
SPEECH-LANG PATHOLOGY	0	18	0	3	1	2	0	0	1	23	24
SPORT MANAGEMENT	26	2	23	7	22	8	15	8	86	25	111
SPORT MEDIA	20	2	16	7	3	4	4	0	43	13	56
SPORT STUDIES	5	1	3	0	2	1	6	0	16	2	18
SPORTS INFO & COMMUNICATION	0	0	1	0	9	1	14	2	24	3	27
TEACHING STDT W/ SPCH&LANG DIS	0	0	0	2	0	13	0	12	0	27	27
THERAPEUTIC RECREATION	0	1	2	4	0	7	1	6	3	18	21
SCHOOL TOTALS	144	208	101	155	89	180	109	213	443	756	1199
	352		256		269		322		1199		

#### HLTH SCIENCES & HUMAN PERFRMCE - PART TIME UNDERGRADUATE

PROGRAM/CATEGORY	FRESHMAN		SOPHOMORE		JUNIOR		SENIOR		TOTALS		TOTALS
	MEN	WOMEN	MEN	WOMEN	MEN	WOMEN	MEN	WOMEN	MEN	WOMEN	
ATHLETIC TRAINING/EXERCISE SCI	0	0	0	0	0	0	0	0	0	0	0
CLINICAL EXERCISE SCIENCE	0	0	0	0	0	0	0	0	0	0	0
CLINICAL SCI/PHYS THERAPY (BS)	0	0	0	0	0	0	0	1	0	1	1
CLINICAL HEALTH/PHYS THERAPY (BS)	0	0	0	0	0	0	0	0	0	0	0
COMMUNITY HEALTH EDUCATION	0	0	0	0	0	1	0	2	0	3	3
EXERCISE SCIENCE	0	0	0	0	0	0	0	1	0	1	1

HEALTH ED & PHYS ED (TEACHING)	0	0	0	0	0	0	0	0	0	0	0
HEALTH EDUCATION (TEACHING)	0	0	0	0	0	0	0	0	0	0	0
HEALTH POLICY STUDIES	0	0	0	0	0	0	0	0	0	0	0
HEALTH SCIENCES	0	0	0	0	0	0	0	1	0	1	1
HEALTH SERVICES ADMINISTRATION	0	0	0	0	0	0	0	1	0	1	1
LEISURE SERVICES	0	0	0	0	0	0	0	0	0	0	0
OCCUP SCI/OCCUP THER (BS)	0	0	0	0	0	0	0	0	0	0	0
OCCUPATIONAL SCIENCE	0	0	0	0	0	0	0	0	0	0	0
OUTDOOR ADVENTURE LEADERSHIP	0	0	0	0	0	0	0	0	0	0	0
PHYSICAL EDUCATION (TEACHING)	0	0	0	0	0	0	0	0	0	0	0
PREPRO HEALTH SCIENCES	0	0	0	0	0	0	0	0	0	0	0
RECREATION MGMT	0	0	0	0	0	0	0	1	0	1	1
SPEECH LANG PATHOLOGY & AUDIO	0	0	0	0	0	0	0	0	0	0	0
SPEECH LANG PATHOLOGY	0	0	0	0	0	0	0	0	0	0	0
SPORT MANAGEMENT	0	0	0	0	0	0	2	0	2	0	2
SPORT MEDIA	0	0	0	0	0	0	0	0	0	0	0
SPORT STUDIES	0	0	0	0	0	0	0	0	0	0	0
SPORTS INFO & COMMUNICATION	0	0	0	0	0	0	0	0	0	0	0
TEACHING STDT W/ SPCH&LANG DIS	0	0	0	0	0	0	0	0	0	0	0
THERAPEUTIC RECREATION	0	0	0	0	0	0	0	1	0	1	1
SCHOOL TOTALS	0	0	0	0	0	1	2	8	2	9	11
	0		0		1		10		11		

### Enrollment by Standing – Minor

HLTH SCIENCES & HUMAN PERFMCE - FULL TIME UNDERGRADUATE

PROGRAM/CATEGORY	FRESHMAN		SOPHOMORE		JUNIOR		SENIOR		TOTALS		TOTALS
	MEN	WOMEN	MEN	WOMEN	MEN	WOMEN	MEN	WOMEN	MEN	WOMEN	
APPL EXERCISE SCIENCES MINOR	0	0	0	0	0	0	0	0	0	0	0
COACHING MINOR	0	0	2	1	3	5	3	11	8	17	25
EXERCISE SCIENCE MINOR	0	0	0	0	0	0	0	1	0	1	1
HEALTH MINOR	0	0	0	0	0	9	1	22	1	31	32
HEALTH SERV ADM MINOR	1	0	0	0	0	3	3	4	4	7	11
INTEGRATIVE HLTH STUDIES MINOR	0	0	0	0	0	1	0	2	0	3	3
NUTRITION PROMOTION MINOR	0	0	0	1	0	0	2	2	2	3	5
NUTRITION SCIENCE MINOR	0	0	0	0	0	3	0	11	0	14	14
OUTDOOR RECREATION MINOR	0	0	3	5	0	7	4	1	7	13	20
RECREATION MINOR	0	0	0	1	0	6	0	2	0	9	9
SPORT STUDIES MINOR	0	0	6	3	8	6	7	9	21	18	39
SCHOOL TOTALS	1	0	11	11	11	40	20	65	43	116	159
	1		22		51		85		159		

HLTH SCIENCES & HUMAN PERFMCE - PART TIME UNDERGRADUATE

PROGRAM/CATEGORY	FRESHMAN		SOPHOMORE		JUNIOR		SENIOR		TOTALS		TOTALS
	MEN	WOMEN	MEN	WOMEN	MEN	WOMEN	MEN	WOMEN	MEN	WOMEN	
APPL EXERCISE SCIENCES MINOR	0	0	0	0	0	0	0	0	0	0	0
COACHING MINOR	0	0	0	0	0	0	0	0	0	0	0
EXERCISE SCIENCE MINOR	0	0	0	0	0	0	0	0	0	0	0
HEALTH MINOR	0	0	0	0	0	0	0	0	0	0	0
HEALTH SERV ADM MINOR	0	0	0	0	0	0	0	0	0	0	0
INTEGRATIVE HLTH STUDIES MINOR	0	0	0	0	0	0	0	0	0	0	0
NUTRITION PROMOTION MINOR	0	0	0	0	0	0	0	0	0	0	0
NUTRITION SCIENCE MINOR	0	0	0	0	0	0	0	0	0	0	0

OUTDOOR RECREATION MINOR	0	0	0	0	0	0	0	0	0	0	0
RECREATION MINOR	0	0	0	0	0	0	0	0	0	0	0
SPORT STUDIES MINOR	0	0	0	0	0	0	0	0	0	0	0
SCHOOL TOTALS	0	0	0	0	0	0	0	0	0	0	0
	0		0		0		0		0		

## SCHOOL OF HUMANITIES & SCIENCES UNDERGRADUATE ENROLLMENT

### Enrollment by Classification – Major

HUMANITIES & SCIENCES - FULL-TIME UNDERGRADUATE ENROLLMENT

PROGRAM/CATEGORY	CONTINUING		TRANSFERS		READMITS		NEW MATRICS		TOTALS		GRAND
	MALE	FEMALE	MALE	FEMALE	MALE	FEMALE	MALE	FEMALE	MALE	FEMALE	TOTAL
ACTING	9	19	0	0	0	1	10	7	19	27	46
ANTHROPOLOGY	9	25	1	3	0	0	3	2	13	30	43
APPLIED ECONOMICS	10	1	0	0	0	0	0	0	10	1	11
APPLIED PSYCHOLOGY	8	24	1	2	0	0	1	2	10	28	38
ART	0	0	0	0	0	0	0	0	0	0	0
ART (BA)	5	9	0	0	0	0	0	1	5	10	15
ART (BFA)	7	2	0	1	0	0	1	3	8	6	14
ART EDUCATION (TEACHING)	0	3	0	1	0	0	0	2	0	6	6
ART HISTORY	5	14	0	2	0	0	0	1	5	17	22
ART HISTORY / ARCHIT CO	2	4	0	0	0	0	0	0	2	4	6
BIOCHEMISTRY	7	10	1	0	0	0	4	8	12	18	30
BIOCHEMISTRY (BS)	1	2	0	0	0	0	0	0	1	2	3
BIOLOGY	36	54	2	1	1	0	15	20	54	75	129
BIOLOGY (BS)	0	0	0	0	0	0	0	0	0	0	0
BIOLOGY (TEACHING)	4	3	0	0	0	0	1	0	5	3	8
CHEMISTRY (BA)	2	3	0	0	0	0	1	0	3	3	6
CHEMISTRY (BS)	13	9	0	0	0	0	3	3	16	12	28
CHEMISTRY BA (TEACHING)	1	0	0	0	0	0	0	0	1	0	1
CHEMISTRY BS (TEACHING)	0	1	0	0	0	0	0	0	0	1	1
COMPUTER INFO SYSTEMS	17	2	2	0	1	0	1	0	21	2	23
COMPUTER SCIENCE (BA)	15	1	0	0	1	0	3	0	19	1	20
COMPUTER SCIENCE (BS)	14	3	2	0	0	0	5	0	21	3	24
DRAMA (BA)	19	34	2	0	0	0	3	10	24	44	68
ECONOMICS	12	9	0	0	0	0	4	0	16	9	25
ENGLISH	26	48	0	7	0	0	13	19	39	74	113
ENGLISH (TEACHING)	7	16	0	0	0	0	2	10	9	26	35
ENVIRONMENTAL SCIENCE	2	2	1	0	0	0	0	0	3	2	5
ENVIRONMENTAL STUDIES	17	21	0	1	0	0	3	2	20	24	44
EXPLORATORY	116	120	2	2	2	0	182	192	302	314	616
FRENCH	2	7	0	0	0	1	0	1	2	9	11
FRENCH (TEACHING)	0	0	0	0	0	0	0	0	0	0	0
GERMAN	0	1	0	0	0	0	0	0	0	1	1
GERMAN (TEACHING)	0	0	0	0	0	0	0	1	0	1	1
HISTORY	33	15	3	0	2	0	15	8	53	23	76
ITALIAN STUDIES	0	1	0	0	0	0	0	0	0	1	1
MATH-COMPUTER SCI (TEACHING)	0	0	0	1	0	0	0	0	0	1	1
MATHEMATICS	4	6	0	0	1	0	3	2	8	8	16
MATHEMATICS (TEACHING)	13	9	0	1	0	0	0	1	13	11	24
MATH-COMPUTER SCIENCE	4	3	0	0	0	0	0	0	4	3	7
MATHEMATICS/ECONOMICS	1	0	0	0	0	0	0	0	1	0	1
MATHEMATICS/PHYSICS	2	0	0	0	0	0	2	1	4	1	5
MUSICAL THEATER	12	17	1	0	0	0	8	6	21	23	44
PHILOSOPHY	15	3	1	1	0	0	3	0	19	4	23
PHILOSOPHY-RELIGION	3	3	0	0	0	0	0	0	3	3	6
PHYSICS	17	2	0	0	0	0	3	1	20	3	23
PHYSICS (TEACHING)	1	2	0	0	0	0	3	0	4	2	6
PHYSICS 3-2 ENGINEERING	0	1	0	0	0	0	0	0	0	1	1

PLANNED STUDIES (BA)	0	4	0	0	0	0	0	0	0	4	4
PLANNED STUDIES (BS)	0	1	0	0	0	0	0	0	0	1	1
POLITICS	33	32	0	0	0	0	9	13	42	45	87
PSYCHOLOGY	38	127	4	3	0	1	17	41	59	172	231
RELIGIOUS STUDIES	0	0	0	0	0	0	0	0	0	0	0
SOCIAL STUDIES	5	2	0	0	0	0	0	1	5	3	8
SOCIAL STUDIES (TEACHING)	12	10	1	0	0	0	7	3	20	13	33
SOCIOLOGY	29	86	1	3	1	0	1	5	32	94	126
SPANISH	2	6	0	0	0	0	0	4	2	10	12
SPANISH (TEACHING)	1	5	0	1	0	0	0	3	1	9	10
SPEECH COMMUNICATION (BA)	8	15	0	0	0	0	0	1	8	16	24
THEATER ARTS MANAGEMENT	5	18	0	0	0	0	1	8	6	26	32
THEATRICAL PROD. ARTS DESIGN	0	0	0	0	0	0	0	0	0	0	0
THEATRICAL PRODUCTION ARTS	18	18	1	0	1	0	3	11	23	29	52
WRITING	52	74	2	3	0	0	11	12	65	89	154
SCHOOL TOTALS	674	907	28	33	10	3	341	405	1053	1348	2401
	1581		61		13		746		2401		

HUMANITIES & SCIENCES - PART-TIME UNDERGRADUATE ENROLLMENT

PROGRAM/CATEGORY	CONTINUING		TRANSFERS		READMITS		NEW MATRICS		TOTALS		GRAND
	MALE	FEMALE	MALE	FEMALE	MALE	FEMALE	MALE	FEMALE	MALE	FEMALE	TOTAL
ACTING	0	0	0	0	0	0	0	0	0	0	0
ANTHROPOLOGY	0	0	0	0	0	0	0	0	0	0	0
APPLIED ECONOMICS	0	0	0	0	0	0	0	0	0	0	0
APPLIED PSYCHOLOGY	0	0	0	0	0	0	0	0	0	0	0
ART	0	0	0	0	0	0	0	0	0	0	0
ART (BA)	0	0	0	0	1	0	0	0	1	0	1
ART (BFA)	0	0	0	0	0	0	0	0	0	0	0
ART EDUCATION (TEACHING)	0	0	0	0	0	0	0	0	0	0	0
ART HISTORY	0	1	0	0	0	0	0	0	0	1	1
ART HISTORY / ARCHITECTURE CO	0	0	0	0	0	0	0	0	0	0	0
BIOCHEMISTRY	0	0	0	0	0	0	0	0	0	0	0
BIOCHEMISTRY (BS)	0	0	0	0	0	0	0	0	0	0	0
BIOLOGY	0	1	0	0	0	0	0	0	0	1	1
BIOLOGY (BS)	0	0	0	0	0	0	0	0	0	0	0
BIOLOGY (TEACHING)	0	0	0	0	0	0	0	0	0	0	0
CHEMISTRY (BA)	0	0	0	0	0	0	0	0	0	0	0
CHEMISTRY (BS)	0	0	0	0	0	0	0	0	0	0	0
CHEMISTRY BA (TEACHING)	0	0	0	0	0	0	0	0	0	0	0
CHEMISTRY BS (TEACHING)	0	0	0	0	0	0	0	0	0	0	0
COMPUTER INFORMATION SYSTEMS	0	0	0	0	0	0	0	0	0	0	0
COMPUTER SCIENCE (BA)	0	0	0	0	0	0	0	0	0	0	0
COMPUTER SCIENCE (BS)	0	0	0	0	0	0	0	0	0	0	0
DRAMA (BA)	0	0	0	1	0	0	0	0	0	1	1
ECONOMICS	1	0	0	0	0	0	0	0	1	0	1
ENGLISH	1	2	0	0	0	0	0	0	1	2	3
ENGLISH (TEACHING)	0	0	0	0	0	0	0	0	0	0	0
ENVIRONMENTAL SCIENCE	0	0	0	0	0	0	0	0	0	0	0
ENVIRONMENTAL STUDIES	0	0	0	0	0	0	0	0	0	0	0
EXPLORATORY	0	1	0	0	0	0	0	0	0	1	1
FRENCH	0	0	0	0	0	0	0	0	0	0	0
FRENCH (TEACHING)	0	0	0	0	0	0	0	0	0	0	0
GERMAN	0	0	0	0	0	0	0	0	0	0	0
GERMAN (TEACHING)	0	0	0	0	0	0	0	0	0	0	0
HISTORY	0	0	0	0	0	0	0	0	0	0	0
ITALIAN STUDIES	0	0	0	0	0	0	0	0	0	0	0
MATH-COMPUTER SCI (TEACHING)	0	0	0	0	0	0	0	0	0	0	0

MATHEMATICS	1	0	0	0	0	0	0	0	1	0	1
MATHEMATICS (TEACHING)	0	0	0	1	0	0	0	0	0	1	1
MATHEMATICS-COMPUTER SCIENCE	0	0	0	0	0	0	0	0	0	0	0
MATHEMATICS/ECONOMICS	0	0	0	0	0	0	0	0	0	0	0
MATHEMATICS/PHYSICS	0	0	0	0	0	0	0	0	0	0	0
MUSICAL THEATER	0	0	0	0	0	0	0	0	0	0	0
PHILOSOPHY	0	0	0	0	0	0	0	0	0	0	0
PHILOSOPHY-RELIGION	0	0	0	0	0	0	0	0	0	0	0
PHYSICS	0	0	0	0	0	0	0	0	0	0	0
PHYSICS (TEACHING)	0	0	0	0	0	0	0	0	0	0	0
PHYSICS 3-2 ENGINEERING	0	0	0	0	0	0	0	0	0	0	0
PLANNED STUDIES (BA)	0	1	0	0	0	0	0	0	0	1	1
PLANNED STUDIES (BS)	0	0	0	0	0	0	0	0	0	0	0
POLITICS	1	0	0	0	0	0	0	0	1	0	1
PSYCHOLOGY	0	0	0	0	0	0	0	0	0	0	0
RELIGIOUS STUDIES	0	0	0	0	0	0	0	0	0	0	0
SOCIAL STUDIES	0	0	0	0	0	0	0	0	0	0	0
SOCIAL STUDIES (TEACHING)	0	0	0	0	0	0	0	0	0	0	0
SOCIOLOGY	0	2	0	0	0	0	0	0	0	2	2
SPANISH	0	0	0	0	0	0	0	0	0	0	0
SPANISH (TEACHING)	0	0	0	0	0	0	0	0	0	0	0
SPEECH COMMUNICATION (BA)	0	1	0	0	0	0	0	0	0	1	1
THEATER ARTS MANAGEMENT	0	0	0	0	0	0	0	0	0	0	0
THEATRICAL PROD. ARTS DESIGN	0	0	0	0	0	0	0	0	0	0	0
THEATRICAL PRODUCTION ARTS	0	0	0	0	0	0	0	0	0	0	0
WRITING	3	1	0	0	0	0	0	0	3	1	4
SCHOOL TOTALS	7	10	0	2	1	0	0	0	8	12	20
	17		2		1		0		20		

### Enrollment by Classification – Minor

HUMANITIES & SCIENCES - FULL TIME UNDERGRADUATE

PROGRAM/CATEGORY	CONTINUING		TRANSFERS		READMITS		NEW MATRIC		TOTALS		GRAND
	MALE	FEMALE	MALE	FEMALE	MALE	FEMALE	MALE	FEMALE	MALE	FEMALE	TOTAL
ANTHROPOLOGY MINOR	5	16	0	0	0	0	0	0	5	16	21
ART HISTORY MINOR	6	26	0	0	0	0	0	0	6	26	32
ART MINOR	8	31	0	1	0	0	0	0	8	32	40
BIOLOGY MINOR	4	7	0	0	0	0	0	0	4	7	11
CLASSICAL STUDIES MINOR	1	4	0	0	0	0	0	0	1	4	5
COMPARATIVE LIT MINOR	0	0	0	0	0	0	0	0	0	0	0
COMPUTER INFO SCI MINOR	0	0	0	0	0	0	0	0	0	0	0
COMPUTING MINOR	1	2	0	0	0	0	0	0	1	2	3
DANCE MINOR	0	21	0	0	0	0	0	0	0	21	21
ECONOMICS MINOR	17	17	0	0	0	0	0	0	17	17	34
ENGLISH MINOR	9	15	0	0	0	0	0	0	9	15	24
ENVIRON STUDIES MINOR	2	9	0	0	0	0	0	0	2	9	11
FRENCH MINOR	5	22	0	0	0	0	0	0	5	22	27
GERMAN MINOR	3	7	0	0	0	0	0	0	3	7	10
HEALTH COMM MINOR	0	9	0	0	0	0	0	0	0	9	9
HISTORY MINOR	20	19	0	0	0	0	0	1	20	20	40
HONORS H&S	31	78	0	1	0	1	13	28	44	108	152
ITALIAN MINOR	12	23	0	0	0	0	0	0	12	23	35
JEWISH STUDIES MINOR	3	6	0	0	0	0	0	0	3	6	9
MATHEMATICS MINOR	19	5	0	0	0	0	0	0	19	5	24
NEUROSCIENCE MINOR	3	3	0	0	0	0	0	0	3	3	6
PHILOSOPHY MINOR	13	8	0	0	0	0	0	0	13	8	21
PHYSICS MINOR	2	0	0	0	0	0	0	0	2	0	2
POLITICS MINOR	25	25	0	0	0	0	0	0	25	25	50
PSYCHOLOGY MINOR	17	51	0	1	0	0	0	0	17	52	69

RELIGIOUS STUDIES MINOR	1	4	0	0	0	0	0	0	1	4	5
SOCIAL WORK MINOR	1	14	0	0	0	0	0	0	1	14	15
SOCIOLOGY MINOR	8	32	0	0	0	0	1	0	9	32	41
SPANISH MINOR	8	44	0	0	0	0	0	0	8	44	52
SPEECH MINOR	6	20	0	0	0	0	0	0	6	20	26
THEATER MINOR	8	10	0	0	0	1	0	0	8	11	19
WEB PROGRAMMING MINOR	3	2	0	0	0	0	0	0	3	2	5
WOMEN'S STUDIES MINOR	1	20	0	0	0	0	0	0	1	20	21
WRITING MINOR	18	56	0	0	0	0	0	1	18	57	75
SCHOOL TOTALS	260	606	0	3	0	2	14	30	274	641	915
	866		3		2		44		915		

HUMANITIES & SCIENCES - PART TIME UNDERGRADUATE

PROGRAM/CATEGORY	CONTINUING		TRANSFERS		READMITS		NEW MATRIC		TOTALS		GRAND TOTAL
	MALE	FEMALE	MALE	FEMALE	MALE	FEMALE	MALE	FEMALE	MALE	FEMALE	
ANTHROPOLOGY MINOR	0	0	0	0	0	0	0	0	0	0	0
ART HISTORY MINOR	0	0	0	0	0	0	0	0	0	0	0
ART MINOR	0	1	0	0	0	0	0	0	0	1	1
BIOLOGY MINOR	0	0	0	0	0	0	0	0	0	0	0
CLASSICAL STUDIES MINOR	0	0	0	0	0	0	0	0	0	0	0
COMPARATIVE LIT MINOR	0	0	0	0	0	0	0	0	0	0	0
COMPUTER INFO SCI MINOR	0	0	0	0	0	0	0	0	0	0	0
COMPUTING MINOR	0	0	0	0	1	0	0	0	1	0	1
DANCE MINOR	0	0	0	0	0	0	0	0	0	0	0
ECONOMICS MINOR	0	0	0	0	0	0	0	0	0	0	0
ENGLISH MINOR	1	0	0	1	0	0	0	0	1	1	2
ENVIRON STUDIES MINOR	0	0	0	0	0	0	0	0	0	0	0
FRENCH MINOR	1	0	0	0	0	0	0	0	1	0	1
GERMAN MINOR	0	0	0	0	0	0	0	0	0	0	0
HEALTH COMM MINOR	0	0	0	0	0	0	0	0	0	0	0
HISTORY MINOR	0	0	0	0	0	0	0	0	0	0	0
HONORS H&S	0	0	0	0	0	0	0	0	0	0	0
ITALIAN MINOR	0	1	0	0	0	0	0	0	0	1	1
JEWISH STUDIES MINOR	0	0	0	0	0	0	0	0	0	0	0
MATHEMATICS MINOR	0	0	0	0	0	0	0	0	0	0	0
NEUROSCIENCE MINOR	0	0	0	0	0	0	0	0	0	0	0
PHILOSOPHY MINOR	0	0	0	0	0	0	0	0	0	0	0
PHYSICS MINOR	0	0	0	0	0	0	0	0	0	0	0
POLITICS MINOR	0	0	0	0	0	0	0	0	0	0	0
PSYCHOLOGY MINOR	0	0	0	0	0	0	0	0	0	0	0
RELIGIOUS STUDIES MINOR	0	0	0	0	0	0	0	0	0	0	0
SOCIAL WORK MINOR	0	0	0	0	0	0	0	0	0	0	0
SOCIOLOGY MINOR	0	1	0	0	0	0	0	0	0	1	1
SPANISH MINOR	0	0	0	0	0	0	0	0	0	0	0
SPEECH MINOR	0	0	0	0	0	0	0	0	0	0	0
THEATER MINOR	0	0	0	0	0	0	0	0	0	0	0
WEB PROGRAMMING MINOR	0	0	0	0	0	0	0	0	0	0	0
WOMEN'S STUDIES MINOR	0	0	0	0	0	0	0	0	0	0	0
WRITING MINOR	0	0	0	0	0	0	0	0	0	0	0
SCHOOL TOTALS	2	3	0	1	1	0	0	0	3	4	7
	5		1		1		0		7		

**Enrollment by Standing – Major**

HUMANITIES & SCIENCES - FULL TIME UNDERGRADUATE

PROGRAM/CATEGORY	FRESHMAN		SOPHOMORE		JUNIOR		SENIOR		TOTALS		TOTALS
	MEN	WOMEN	MEN	WOMEN	MEN	WOMEN	MEN	WOMEN	MEN	WOMEN	
ACTING	9	7	4	5	3	12	3	3	19	27	46
ANTHROPOLOGY	3	3	3	8	3	8	4	11	13	30	43
APPLIED ECONOMICS	0	0	1	0	2	1	7	0	10	1	11
APPLIED PSYCHOLOGY	1	4	2	8	2	6	5	10	10	28	38
ART	0	0	0	0	0	0	0	0	0	0	0

ART (BA)	0	1	1	2	2	4	2	3	5	10	15
ART (BFA)	2	3	2	2	0	1	4	0	8	6	14
ART EDUCATION (TEACHING)	0	3	0	1	0	2	0	0	0	6	6
ART HISTORY	0	2	1	4	1	6	3	5	5	17	22
ART HISTORY / ARCHIT CO	0	0	2	1	0	3	0	0	2	4	6
BIOCHEMISTRY	4	8	1	3	5	4	2	3	12	18	30
BIOCHEMISTRY (BS)	0	0	1	1	0	1	0	0	1	2	3
BIOLOGY	18	20	10	19	14	17	12	19	54	75	129
BIOLOGY (BS)	0	0	0	0	0	0	0	0	0	0	0
BIOLOGY (TEACHING)	1	0	0	0	1	1	3	2	5	3	8
CHEMISTRY	0	0	0	0	0	0	0	0	0	0	0
CHEMISTRY (BA)	1	0	0	2	2	1	0	0	3	3	6
CHEMISTRY (BS)	2	3	1	5	7	0	6	4	16	12	28
CHEMISTRY 3-2 ENGINEERING	0	0	0	0	0	0	0	0	0	0	0
CHEMISTRY BA (TEACHING)	0	0	0	0	1	0	0	0	1	0	1
CHEMISTRY BS (TEACHING)	0	0	0	1	0	0	0	0	0	1	1
COMPUTER INFORMATION SYSTEMS	2	0	2	1	8	1	9	0	21	2	23
COMPUTER SCIENCE (BA)	3	1	5	0	6	0	5	0	19	1	20
COMPUTER SCIENCE (BS)	7	1	6	1	4	0	4	1	21	3	24
DRAMA (BA)	4	10	9	9	9	18	2	7	24	44	68
ECONOMICS	4	0	4	4	6	3	2	2	16	9	25
ENGLISH	14	21	8	14	9	19	8	20	39	74	113
ENGLISH (TEACHING)	4	8	3	12	1	2	1	4	9	26	35
ENVIRONMENTAL SCIENCE	1	0	2	1	0	0	0	1	3	2	5
ENVIRONMENTAL STUDIES	5	4	3	7	5	7	7	6	20	24	44
EXPLORATORY	209	209	81	96	12	9	0	0	302	314	616
FRENCH	0	1	0	1	2	3	0	4	2	9	11
FRENCH (TEACHING)	0	0	0	0	0	0	0	0	0	0	0
GERMAN	0	0	0	0	0	1	0	0	0	1	1
GERMAN (TEACHING)	0	1	0	0	0	0	0	0	0	1	1
HISTORY	19	10	9	1	15	6	10	6	53	23	76
ITALIAN STUDIES	0	0	0	0	0	1	0	0	0	1	1
MATH-COMPUTER SCI (TEACHING)	0	0	0	1	0	0	0	0	0	1	1
MATHEMATICS	2	3	2	1	4	1	0	3	8	8	16
MATHEMATICS (TEACHING)	1	1	3	6	4	3	5	1	13	11	24
MATHEMATICS-COMPUTER SCIENCE	0	0	0	0	3	1	1	2	4	3	7
MATHEMATICS/ECONOMICS	0	0	0	0	1	0	0	0	1	0	1
MATHEMATICS/PHYSICS	1	1	2	0	0	0	1	0	4	1	5
MUSICAL THEATER	10	7	5	5	4	2	2	9	21	23	44
PHILOSOPHY	6	0	0	3	7	1	6	0	19	4	23
PHILOSOPHY-RELIGION	0	0	0	1	1	2	2	0	3	3	6
PHYSICS	3	1	6	1	5	1	6	0	20	3	23
PHYSICS (TEACHING)	4	0	0	2	0	0	0	0	4	2	6
PHYSICS 3-2 ENGINEERING	0	0	0	0	0	1	0	0	0	1	1
PLANNED STUDIES (BA)	0	0	0	0	0	2	0	2	0	4	4
PLANNED STUDIES (BS)	0	0	0	0	0	0	0	1	0	1	1
POLITICS	12	13	5	12	11	9	14	11	42	45	87
PSYCHOLOGY	19	46	10	42	19	43	11	41	59	172	231
RELIGIOUS STUDIES	0	0	0	0	0	0	0	0	0	0	0
SOCIAL STUDIES	0	1	1	0	1	0	3	2	5	3	8
SOCIAL STUDIES (TEACHING)	8	3	6	2	2	6	4	2	20	13	33
SOCIOLOGY	2	8	6	14	12	36	12	36	32	94	126
SPANISH	1	4	0	4	1	2	0	0	2	10	12
SPANISH (TEACHING)	0	3	0	2	0	4	1	0	1	9	10
SPEECH COMMUNICATION (BA)	0	1	2	3	5	8	1	4	8	16	24
THEATER ARTS - BA DRAMA	0	0	0	0	0	0	0	0	0	0	0
THEATER ARTS MANAGEMENT	2	10	1	5	2	5	1	6	6	26	32
THEATER PROD ARTS-THEATER TECH	0	0	0	0	0	0	0	0	0	0	0
THEATRICAL PROD. ARTS DESIGN	0	0	0	0	0	0	0	0	0	0	0

THEATRICAL PRODUCTION ARTS	3	11	6	8	7	6	7	4	23	29	52
WRITING	20	14	10	16	21	36	14	23	65	89	154
SCHOOL TOTALS	407	447	226	337	230	306	190	258	1053	1348	2401
	854		563		536		448		2401		

HUMANITIES & SCIENCES - PART TIME UNDERGRADUATE

PROGRAM/CATEGORY	FRESHMAN		SOPHOMORE		JUNIOR		SENIOR		TOTALS		TOTALS
	MEN	WOMEN	MEN	WOMEN	MEN	WOMEN	MEN	WOMEN	MEN	WOMEN	
ACTING	0	0	0	0	0	0	0	0	0	0	0
ANTHROPOLOGY	0	0	0	0	0	0	0	0	0	0	0
APPLIED ECONOMICS	0	0	0	0	0	0	0	0	0	0	0
APPLIED PSYCHOLOGY	0	0	0	0	0	0	0	0	0	0	0
ART	0	0	0	0	0	0	0	0	0	0	0
ART (BA)	0	0	0	0	0	0	1	0	1	0	1
ART (BFA)	0	0	0	0	0	0	0	0	0	0	0
ART EDUCATION (TEACHING)	0	0	0	0	0	0	0	0	0	0	0
ART HISTORY	0	0	0	0	0	0	0	1	0	1	1
ART HISTORY / ARCHITECTURE CO	0	0	0	0	0	0	0	0	0	0	0
BIOCHEMISTRY	0	0	0	0	0	0	0	0	0	0	0
BIOCHEMISTRY (BS)	0	0	0	0	0	0	0	0	0	0	0
BIOLOGY	0	0	0	0	0	0	0	1	0	1	1
BIOLOGY (BS)	0	0	0	0	0	0	0	0	0	0	0
BIOLOGY (TEACHING)	0	0	0	0	0	0	0	0	0	0	0
CHEMISTRY	0	0	0	0	0	0	0	0	0	0	0
CHEMISTRY (BA)	0	0	0	0	0	0	0	0	0	0	0
CHEMISTRY (BS)	0	0	0	0	0	0	0	0	0	0	0
CHEMISTRY 3-2 ENGINEERING	0	0	0	0	0	0	0	0	0	0	0
CHEMISTRY BA (TEACHING)	0	0	0	0	0	0	0	0	0	0	0
CHEMISTRY BS (TEACHING)	0	0	0	0	0	0	0	0	0	0	0
COMPUTER INFORMATION SYSTEMS	0	0	0	0	0	0	0	0	0	0	0
COMPUTER SCIENCE (BA)	0	0	0	0	0	0	0	0	0	0	0
COMPUTER SCIENCE (BS)	0	0	0	0	0	0	0	0	0	0	0
DRAMA (BA)	0	0	0	0	0	0	0	1	0	1	1
ECONOMICS	0	0	0	0	0	0	1	0	1	0	1
ENGLISH	0	0	0	0	0	0	1	2	1	2	3
ENGLISH (TEACHING)	0	0	0	0	0	0	0	0	0	0	0
ENVIRONMENTAL SCIENCE	0	0	0	0	0	0	0	0	0	0	0
ENVIRONMENTAL STUDIES	0	0	0	0	0	0	0	0	0	0	0
EXPLORATORY	0	1	0	0	0	0	0	0	0	1	1
FRENCH	0	0	0	0	0	0	0	0	0	0	0
FRENCH (TEACHING)	0	0	0	0	0	0	0	0	0	0	0
GERMAN	0	0	0	0	0	0	0	0	0	0	0
GERMAN (TEACHING)	0	0	0	0	0	0	0	0	0	0	0
HISTORY	0	0	0	0	0	0	0	0	0	0	0
ITALIAN STUDIES	0	0	0	0	0	0	0	0	0	0	0
MATH-COMPUTER SCI (TEACHING)	0	0	0	0	0	0	0	0	0	0	0
MATHEMATICS	0	0	0	0	0	0	1	0	1	0	1
MATHEMATICS (TEACHING)	0	1	0	0	0	0	0	0	0	1	1
MATHEMATICS-COMPUTER SCIENCE	0	0	0	0	0	0	0	0	0	0	0
MATHEMATICS/ECONOMICS	0	0	0	0	0	0	0	0	0	0	0
MATHEMATICS/PHYSICS	0	0	0	0	0	0	0	0	0	0	0
MUSICAL THEATER	0	0	0	0	0	0	0	0	0	0	0
PHILOSOPHY	0	0	0	0	0	0	0	0	0	0	0
PHILOSOPHY-RELIGION	0	0	0	0	0	0	0	0	0	0	0
PHYSICS	0	0	0	0	0	0	0	0	0	0	0
PHYSICS (TEACHING)	0	0	0	0	0	0	0	0	0	0	0
PHYSICS 3-2 ENGINEERING	0	0	0	0	0	0	0	0	0	0	0
PLANNED STUDIES (BA)	0	0	0	0	0	0	0	1	0	1	1
PLANNED STUDIES (BS)	0	0	0	0	0	0	0	0	0	0	0

POLITICS	0	0	0	0	0	0	1	0	1	0	1
PSYCHOLOGY	0	0	0	0	0	0	0	0	0	0	0
RELIGIOUS STUDIES	0	0	0	0	0	0	0	0	0	0	0
SOCIAL STUDIES	0	0	0	0	0	0	0	0	0	0	0
SOCIAL STUDIES (TEACHING)	0	0	0	0	0	0	0	0	0	0	0
SOCIOLOGY	0	1	0	0	0	1	0	0	0	2	2
SPANISH	0	0	0	0	0	0	0	0	0	0	0
SPANISH (TEACHING)	0	0	0	0	0	0	0	0	0	0	0
SPEECH COMMUNICATION (BA)	0	0	0	0	0	1	0	0	0	1	1
THEATER ARTS - BA DRAMA	0	0	0	0	0	0	0	0	0	0	0
THEATER ARTS MANAGEMENT	0	0	0	0	0	0	0	0	0	0	0
THEATER PROD ARTS-THEATER TECH	0	0	0	0	0	0	0	0	0	0	0
THEATRICAL PROD. ARTS DESIGN	0	0	0	0	0	0	0	0	0	0	0
THEATRICAL PRODUCTION ARTS	0	0	0	0	0	0	0	0	0	0	0
WRITING	0	0	0	0	1	0	2	1	3	1	4
SCHOOL TOTALS	0	3	0	0	1	2	7	7	8	12	20
	3		0		3		14		20		

### Enrollment by Standing – Minor

HUMANITIES & SCIENCES - FULL TIME UNDERGRADUATE

PROGRAM/CATEGORY	FRESHMAN		SOPHOMORE		JUNIOR		SENIOR		TOTALS		TOTALS
	MEN	WOMEN	MEN	WOMEN	MEN	WOMEN	MEN	WOMEN	MEN	WOMEN	
ANTHROPOLOGY MINOR	0	0	1	1	2	6	2	9	5	16	21
ART HISTORY MINOR	0	0	0	2	3	14	3	10	6	26	32
ART MINOR	1	0	2	7	3	10	2	15	8	32	40
BIOLOGY MINOR	0	0	0	2	3	0	1	5	4	7	11
CLASSICAL STUDIES MINOR	0	0	0	0	1	2	0	2	1	4	5
COMPARATIVE LITERATURE MINOR	0	0	0	0	0	0	0	0	0	0	0
COMPUTER INFORMATION SCI MINOR	0	0	0	0	0	0	0	0	0	0	0
COMPUTING MINOR	0	0	0	0	0	1	1	1	1	2	3
DANCE MINOR	0	0	0	4	0	8	0	9	0	21	21
ECONOMICS MINOR	0	0	0	1	6	8	11	8	17	17	34
ENGLISH MINOR	0	0	1	1	4	6	4	8	9	15	24
ENVIRONMENTAL STUDIES MINOR	0	0	0	0	2	3	0	6	2	9	11
FRENCH MINOR	0	0	1	2	2	7	2	13	5	22	27
GERMAN MINOR	0	0	0	1	2	2	1	4	3	7	10
HEALTH COMMUNICATION MINOR	0	0	0	0	0	4	0	5	0	9	9
HISTORY MINOR	0	1	4	5	7	4	9	10	20	20	40
HONORS H&S	14	27	7	33	15	21	8	27	44	108	152
ITALIAN MINOR	0	0	0	5	6	10	6	8	12	23	35
JEWISH STUDIES MINOR	0	0	2	1	0	4	1	1	3	6	9
MATHEMATICS MINOR	0	0	2	2	5	1	12	2	19	5	24
NEUROSCIENCE MINOR	0	0	0	0	1	1	2	2	3	3	6
PHILOSOPHY MINOR	0	0	0	2	7	2	6	4	13	8	21
PHYSICS MINOR	0	0	0	0	0	0	2	0	2	0	2
POLITICS MINOR	1	1	3	3	9	5	12	16	25	25	50
PSYCHOLOGY MINOR	0	0	2	7	5	22	10	23	17	52	69
RELIGIOUS STUDIES MINOR	0	0	0	0	0	2	1	2	1	4	5
SOCIAL WORK MINOR	0	0	0	2	0	4	1	8	1	14	15
SOCIOLOGY MINOR	1	0	0	3	2	15	6	14	9	32	41
SPANISH MINOR	0	1	2	6	3	16	3	21	8	44	52
SPEECH MINOR	1	0	0	3	3	8	2	9	6	20	26
THEATER MINOR	0	0	0	0	3	5	5	6	8	11	19
WEB PROGRAMMING MINOR	0	0	1	0	1	1	1	1	3	2	5
WOMEN'S STUDIES MINOR	0	1	0	0	0	11	1	8	1	20	21
WRITING MINOR	0	1	2	10	4	22	12	24	18	57	75
SCHOOL TOTALS	18	32	30	103	99	225	127	281	274	641	915
	50		133		324		408		915		

HUMANITIES & SCIENCES - PART TIME UNDERGRADUATE

PROGRAM/CATEGORY	FRESHMAN		SOPHOMORE		JUNIOR		SENIOR		TOTALS		TOTALS
	MEN	WOMEN	MEN	WOMEN	MEN	WOMEN	MEN	WOMEN	MEN	WOMEN	
ANTHROPOLOGY MINOR	0	0	0	0	0	0	0	0	0	0	0
ART HISTORY MINOR	0	0	0	0	0	0	0	0	0	0	0
ART MINOR	0	0	0	0	0	0	0	1	0	1	1
BIOLOGY MINOR	0	0	0	0	0	0	0	0	0	0	0
CLASSICAL STUDIES MINOR	0	0	0	0	0	0	0	0	0	0	0
COMPARATIVE LITERATURE MINOR	0	0	0	0	0	0	0	0	0	0	0
COMPUTER INFORMATION SCI MINOR	0	0	0	0	0	0	0	0	0	0	0
COMPUTING MINOR	0	0	0	0	0	0	1	0	1	0	1
DANCE MINOR	0	0	0	0	0	0	0	0	0	0	0
ECONOMICS MINOR	0	0	0	0	0	0	0	0	0	0	0
ENGLISH MINOR	0	0	0	0	0	0	1	1	1	1	2
ENVIRONMENTAL STUDIES MINOR	0	0	0	0	0	0	0	0	0	0	0
FRENCH MINOR	0	0	0	0	0	0	1	0	1	0	1
GERMAN MINOR	0	0	0	0	0	0	0	0	0	0	0
HEALTH COMMUNICATION MINOR	0	0	0	0	0	0	0	0	0	0	0
HISTORY MINOR	0	0	0	0	0	0	0	0	0	0	0
HONORS H&S	0	0	0	0	0	0	0	0	0	0	0
ITALIAN MINOR	0	0	0	0	0	0	0	1	0	1	1
JEWISH STUDIES MINOR	0	0	0	0	0	0	0	0	0	0	0
MATHEMATICS MINOR	0	0	0	0	0	0	0	0	0	0	0
NEUROSCIENCE MINOR	0	0	0	0	0	0	0	0	0	0	0
PHILOSOPHY MINOR	0	0	0	0	0	0	0	0	0	0	0
PHYSICS MINOR	0	0	0	0	0	0	0	0	0	0	0
POLITICS MINOR	0	0	0	0	0	0	0	0	0	0	0
PSYCHOLOGY MINOR	0	0	0	0	0	0	0	0	0	0	0
RELIGIOUS STUDIES MINOR	0	0	0	0	0	0	0	0	0	0	0
SOCIAL WORK MINOR	0	0	0	0	0	0	0	0	0	0	0
SOCIOLOGY MINOR	0	0	0	0	0	0	0	1	0	1	1
SPANISH MINOR	0	0	0	0	0	0	0	0	0	0	0
SPEECH MINOR	0	0	0	0	0	0	0	0	0	0	0
THEATER MINOR	0	0	0	0	0	0	0	0	0	0	0
WEB PROGRAMMING MINOR	0	0	0	0	0	0	0	0	0	0	0
WOMEN'S STUDIES MINOR	0	0	0	0	0	0	0	0	0	0	0
WRITING MINOR	0	0	0	0	0	0	0	0	0	0	0
SCHOOL TOTALS	0	0	0	0	0	0	3	4	3	4	7
	0		0		0		7		7		

SCHOOL OF MUSIC UNDERGRADUATE ENROLLMENT

Enrollment by Classification – Major

MUSIC - FULL-TIME UNDERGRADUATE

PROGRAM/CATEGORY	CONTINUING		TRANSFERS		READMITS		NEW MATRICS		TOTALS		GRAND TOTAL
	MALE	FEMALE	MALE	FEMALE	MALE	FEMALE	MALE	FEMALE	MALE	FEMALE	
COMPOSITION	9	2	0	0	0	0	5	1	14	3	17
JAZZ STUDIES	6	1	0	0	0	0	1	0	7	1	8
MUSIC (BA)	7	2	0	0	0	0	0	1	7	3	10
MUSIC EDUCATION	0	0	0	0	0	0	0	0	0	0	0
MUSIC EDUCATION (TEACHING)	37	68	1	1	0	0	18	34	56	103	159
MUSIC EDUCATION GENERAL	0	0	0	0	0	0	0	0	0	0	0
MUSIC WITH OUTSIDE FIELD	9	13	0	0	0	0	1	3	10	16	26
PERFORMANCE	35	49	0	0	0	0	6	14	41	63	104
PERFORMANCE/MUS ED (TEACHING)	40	62	0	0	0	0	11	10	51	72	123

PERFORMANCE/MUSIC EDUCATION	0	0	0	0	0	0	0	0	0	0	0
RECORDING	12	1	0	0	0	0	5	1	17	2	19
THEORY	1	0	0	0	0	0	0	0	1	0	1
UNDECLARED MUSIC	0	5	0	0	0	0	1	7	1	12	13
SCHOOL TOTALS	156	203	1	1	0	0	48	71	205	275	480
	359		2		0		119		480		

MUSIC - PART-TIME UNDERGRADUATE

PROGRAM/CATEGORY	CONTINUING		TRANSFERS		READMITS		NEW MATRICS		TOTALS		GRAND
	MALE	FEMALE	MALE	FEMALE	MALE	FEMALE	MALE	FEMALE	MALE	FEMALE	TOTAL
COMPOSITION	1	0	0	0	0	0	0	0	1	0	1
JAZZ STUDIES	1	0	0	0	0	0	0	0	1	0	1
MUSIC (BA)	0	0	0	0	0	0	0	0	0	0	0
MUSIC EDUCATION	0	0	0	0	0	0	0	0	0	0	0
MUSIC EDUCATION (TEACHING)	0	0	0	0	0	0	0	0	0	0	0
MUSIC EDUCATION GENERAL	0	0	0	0	0	0	0	0	0	0	0
MUSIC WITH OUTSIDE FIELD	1	0	0	0	0	0	0	0	1	0	1
PERFORMANCE	0	0	0	0	0	0	0	0	0	0	0
PERFORMANCE/MUS ED (TEACHING)	0	0	0	0	0	0	0	0	0	0	0
PERFORMANCE/MUSIC EDUCATION	0	0	0	0	0	0	0	0	0	0	0
RECORDING	0	0	0	0	0	0	0	0	0	0	0
THEORY	0	0	0	0	0	0	0	0	0	0	0
UNDECLARED MUSIC	0	0	0	0	0	0	0	0	0	0	0
SCHOOL TOTALS	3	0	0	0	0	0	0	0	3	0	3
	3		0		0		0		3		

**Enrollment by Classification – Minor**

MUSIC - FULL TIME UNDERGRADUATE

PROGRAM/CATEGORY	CONTINUING		TRANSFERS		READMITS		NEW MATRIC		TOTALS		GRAND
	MALE	FEMALE	MALE	FEMALE	MALE	FEMALE	MALE	FEMALE	MALE	FEMALE	TOTAL
MUSIC MINOR	13	16	1	0	0	0	0	3	14	19	33
SCHOOL TOTALS	13	16	1	0	0	0	0	3	14	19	33
	29		1		0		3		33		

MUSIC - PART TIME UNDERGRADUATE

PROGRAM/CATEGORY	CONTINUING		TRANSFERS		READMITS		NEW MATRIC		TOTALS		GRAND
	MALE	FEMALE	MALE	FEMALE	MALE	FEMALE	MALE	FEMALE	MALE	FEMALE	TOTAL
MUSIC MINOR	0	0	0	0	0	0	0	0	0	0	0
SCHOOL TOTALS	0	0	0	0	0	0	0	0	0	0	0
	0		0		0		0		0		

**Enrollment by Standing – Major**

MUSIC - FULL TIME UNDERGRADUATE

PROGRAM/CATEGORY	FRESHMAN		SOPHOMORE		JUNIOR		SENIOR		TOTALS		TOTALS
	MEN	WOMEN	MEN	WOMEN	MEN	WOMEN	MEN	WOMEN	MEN	WOMEN	
COMPOSITION	5	1	5	0	2	2	2	0	14	3	17
JAZZ STUDIES	2	0	3	0	2	1	0	0	7	1	8
MUSIC (BA)	1	1	2	0	1	1	3	1	7	3	10
MUSIC COMPOSITION	0	0	0	0	0	0	0	0	0	0	0
MUSIC EDUCATION	0	0	0	0	0	0	0	0	0	0	0
MUSIC EDUCATION (TEACHING)	19	35	12	21	15	19	10	28	56	103	159
MUSIC EDUCATION GENERAL	0	0	0	0	0	0	0	0	0	0	0
MUSIC THEORY	0	0	0	0	0	0	0	0	0	0	0
MUSIC WITH OUTSIDE FIELD	2	3	2	1	5	8	1	4	10	16	26
PERFORMANCE	7	14	14	14	7	14	13	21	41	63	104
PERFORMANCE MUSIC	0	0	0	0	0	0	0	0	0	0	0

PERFORMANCE/MUS ED (TEACHING)	11	10	12	17	11	15	17	30	51	72	123
PERFORMANCE/MUSIC EDUCATION	0	0	0	0	0	0	0	0	0	0	0
RECORDING	6	1	5	0	3	1	3	0	17	2	19
THEORY	0	0	0	0	0	0	1	0	1	0	1
UNDECLARED MUSIC	1	7	0	5	0	0	0	0	1	12	13
SCHOOL TOTALS	54	72	55	58	46	61	50	84	205	275	480
	126		113		107		134		480		

**MUSIC - PART TIME UNDERGRADUATE**

PROGRAM/CATEGORY	FRESHMAN		SOPHOMORE		JUNIOR		SENIOR		TOTALS		TOTALS
	MEN	WOMEN	MEN	WOMEN	MEN	WOMEN	MEN	WOMEN	MEN	WOMEN	
COMPOSITION	0	0	0	0	0	0	1	0	1	0	1
JAZZ STUDIES	0	0	0	0	0	0	1	0	1	0	1
MUSIC (BA)	0	0	0	0	0	0	0	0	0	0	0
MUSIC COMPOSITION	0	0	0	0	0	0	0	0	0	0	0
MUSIC EDUCATION	0	0	0	0	0	0	0	0	0	0	0
MUSIC EDUCATION (TEACHING)	0	0	0	0	0	0	0	0	0	0	0
MUSIC EDUCATION GENERAL	0	0	0	0	0	0	0	0	0	0	0
MUSIC THEORY	0	0	0	0	0	0	0	0	0	0	0
MUSIC WITH OUTSIDE FIELD	0	0	0	0	0	0	1	0	1	0	1
PERFORMANCE	0	0	0	0	0	0	0	0	0	0	0
PERFORMANCE MUSIC	0	0	0	0	0	0	0	0	0	0	0
PERFORMANCE/MUS ED (TEACHING)	0	0	0	0	0	0	0	0	0	0	0
PERFORMANCE/MUSIC EDUCATION	0	0	0	0	0	0	0	0	0	0	0
RECORDING	0	0	0	0	0	0	0	0	0	0	0
THEORY	0	0	0	0	0	0	0	0	0	0	0
UNDECLARED MUSIC	0	0	0	0	0	0	0	0	0	0	0
SCHOOL TOTALS	0	0	0	0	0	0	3	0	3	0	3
	0		0		0		3		3		

**Enrollment by Standing – Minor**

**MUSIC - FULL TIME UNDERGRADUATE**

PROGRAM/CATEGORY	FRESHMAN		SOPHOMORE		JUNIOR		SENIOR		TOTALS		TOTALS
	MEN	WOMEN	MEN	WOMEN	MEN	WOMEN	MEN	WOMEN	MEN	WOMEN	
MUSIC MINOR	0	3	2	1	6	5	6	10	14	19	33
SCHOOL TOTALS	0	3	2	1	6	5	6	10	14	19	33
	3		3		11		16		33		

**MUSIC - PART TIME UNDERGRADUATE**

PROGRAM/CATEGORY	FRESHMAN		SOPHOMORE		JUNIOR		SENIOR		TOTALS		TOTALS
	MEN	WOMEN	MEN	WOMEN	MEN	WOMEN	MEN	WOMEN	MEN	WOMEN	
MUSIC MINOR	0	0	0	0	0	0	0	0	0	0	0
SCHOOL TOTALS	0	0	0	0	0	0	0	0	0	0	0
	0		0		0		0		0		

**CONTINUING EDUCATION ENROLLMENT**

**Enrollment by Classification**

**CONTINUING EDUCATION - FULL TIME UNDERGRADUATE**

PROGRAM/CATEGORY	CONTINUING		TRANSFERS		READMITS		NEW MATRICS		TOTALS		GRAND TOTAL
	MALE	FEMALE	MALE	FEMALE	MALE	FEMALE	MALE	FEMALE	MALE	FEMALE	
EXTRAMURAL - ITHACA COLLEGE	0	1	0	1	0	0	0	4	0	6	6
EXTRAMURAL - LOS ANGELES	0	0	0	0	0	0	0	0	0	0	0
SCHOOL TOTALS	0	1	0	1	0	0	0	4	0	6	6
	1		1		0		4		6		

### Enrollment by Classification

CONTINUING EDUCATION - PART TIME UNDERGRADUATE

PROGRAM/CATEGORY	CONTINUING		TRANSFERS		READMITS		NEW MATRICS		TOTALS		GRAND
	MALE	FEMALE	MALE	FEMALE	MALE	FEMALE	MALE	FEMALE	MALE	FEMALE	TOTAL
EXTRAMURAL - ITHACA COLLEGE	11	26	5	13	0	0	7	18	23	57	80
EXTRAMURAL - LOS ANGELES	0	0	0	0	0	0	0	0	0	0	0
SCHOOL TOTALS	11	26	5	13	0	0	7	18	23	57	80
	37		18		0		25		80		

### Enrollment by Standing

CONTINUING EDUCATION - FULL TIME UNDERGRADUATE

PROGRAM/CATEGORY	FRESHMAN		SOPHOMORE		JUNIOR		SENIOR		TOTALS		
	MEN	WOMEN	MEN	WOMEN	MEN	WOMEN	MEN	WOMEN	MEN	WOMEN	TOTALS
EXTRAMURAL - ITHACA COLLEGE	0	6	0	0	0	0	0	0	0	6	6
EXTRAMURAL - LOS ANGELES	0	0	0	0	0	0	0	0	0	0	0
SCHOOL TOTALS	0	6	0	0	0	0	0	0	0	6	6
	6		0		0		0		6		

### Enrollment by Standing

CONTINUING EDUCATION - PART TIME UNDERGRADUATE

PROGRAM/CATEGORY	FRESHMAN		SOPHOMORE		JUNIOR		SENIOR		TOTALS		
	MEN	WOMEN	MEN	WOMEN	MEN	WOMEN	MEN	WOMEN	MEN	WOMEN	TOTALS
EXTRAMURAL - ITHACA COLLEGE	23	54	0	2	0	0	0	1	23	57	80
EXTRAMURAL - LOS ANGELES	0	0	0	0	0	0	0	0	0	0	0
SCHOOL TOTALS	23	54	0	2	0	0	0	1	23	57	80
	77		2		0		1		80		

## INTERNATIONAL PROGRAMS ENROLLMENT

### Enrollment by Classification

INTERNATIONAL PROGRAMS - FULL TIME UNDERGRADUATE

PROGRAM/CATEGORY	CONTINUING		TRANSFERS		READMITS		NEW MATRICS		TOTALS		GRAND
	MALE	FEMALE	MALE	FEMALE	MALE	FEMALE	MALE	FEMALE	MALE	FEMALE	TOTAL
EXTRAMURAL - EXCHANGE PROGRAM	1	0	0	0	0	0	6	6	7	6	13
EXTRAMURAL - FOREIGN STUDY	0	0	0	0	0	0	0	0	0	0	0
EXTRAMURAL - LONDON	0	0	0	0	0	0	0	0	0	0	0
SCHOOL TOTALS	1	0	0	0	0	0	6	6	7	6	13
	1		0		0		12		13		

### Enrollment by Classification

INTERNATIONAL PROGRAMS - PART TIME UNDERGRADUATE

PROGRAM/CATEGORY	CONTINUING		TRANSFERS		READMITS		NEW MATRICS		TOTALS		GRAND
	MALE	FEMALE	MALE	FEMALE	MALE	FEMALE	MALE	FEMALE	MALE	FEMALE	TOTAL
EXTRAMURAL - EXCHANGE PROGRAM	0	0	0	0	0	0	0	0	0	0	0
EXTRAMURAL - FOREIGN STUDY	0	0	0	0	0	0	0	0	0	0	0
EXTRAMURAL - LONDON	0	0	0	0	0	0	0	0	0	0	0
SCHOOL TOTALS	0	0	0	0	0	0	0	0	0	0	0
	0		0		0		0		0		

### Enrollment by Standing

INTERNATIONAL PROGRAMS - FULL TIME UNDERGRADUATE

PROGRAM/CATEGORY	FRESHMAN		SOPHOMORE		JUNIOR		SENIOR		TOTALS		
	MEN	WOMEN	MEN	WOMEN	MEN	WOMEN	MEN	WOMEN	MEN	WOMEN	TOTALS
EXTRAMURAL - EXCHANGE PROGRAM	7	6	0	0	0	0	0	0	7	6	13
EXTRAMURAL - FOREIGN STUDY	0	0	0	0	0	0	0	0	0	0	0

EXTRAMURAL - LONDON	0	0	0	0	0	0	0	0	0	0	0
SCHOOL TOTALS	7	6	0	0	0	0	0	0	7	6	13
	13		0		0		0		13		

### Enrollment by Standing

#### INTERNATIONAL PROGRAMS - PART TIME UNDERGRADUATE

	FRESHMAN		SOPHOMORE		JUNIOR		SENIOR		TOTALS		
PROGRAM/CATEGORY	MEN	WOMEN	MEN	WOMEN	MEN	WOMEN	MEN	WOMEN	MEN	WOMEN	TOTALS
EXTRAMURAL - EXCHANGE PROGRAM	0	0	0	0	0	0	0	0	0	0	0
EXTRAMURAL - FOREIGN STUDY	0	0	0	0	0	0	0	0	0	0	0
EXTRAMURAL - LONDON	0	0	0	0	0	0	0	0	0	0	0
SCHOOL TOTALS	0	0	0	0	0	0	0	0	0	0	0
	0		0		0		0		0		

### DIVISION OF GRADUATE STUDIES

#### School Summary

FULL TIME GRADUATE	CONTINUING		NEW MATRICS		TRANSFERS		TOTALS		GRAND
SCHOOL/CATEGORY	MEN	WOMEN	MEN	WOMEN	MEN	WOMEN	MEN	WOMEN	TOTAL
FULL TIME GRADUATE									
BUSINESS	1	1	5	5	0	0	6	6	12
COMMUNICATIONS	3	11	1	11	0	0	4	22	26
HLTH SCIENCES & HUMAN PERFR	5	39	36	129	0	0	41	168	209
MUSIC	16	9	6	12	0	0	22	21	43
<b>SCHOOL TOTALS</b>	25	60	48	157	0	0	73	217	290
	<b>85</b>		<b>205</b>		<b>0</b>		<b>290</b>		
<b>PART TIME GRADUATE</b>									
BUSINESS	3	0	1	1	0	0	4	1	5
COMMUNICATIONS	0	1	1	0	0	0	1	1	2
HLTH SCIENCES & HUMAN PERFR	1	2	0	1	0	0	1	3	4
MUSIC	0	3	0	0	0	0	0	3	3
<b>SCHOOL TOTALS</b>	4	6	2	2	0	0	6	8	14
	<b>10</b>		<b>4</b>		<b>0</b>		<b>14</b>		

### Enrollment by Classification – Major

#### BUSINESS - FULL TIME GRADUATE

	CONTINUING		NEW MATRICS		TRANSFERS		TOTALS		GRAND
PROGRAM/CATEGORY	MALE	FEMALE	MALE	FEMALE	MALE	FEMALE	MALE	FEMALE	TOTAL
MANAGEMENT MBA	1	1	4	5	0	0	5	6	11
PUBLIC ACCOUNTANCY MBA	0	0	1	0	0	0	1	0	1
SCHOOL TOTALS	1	1	5	5	0	0	6	6	12
	2		10		0		12		

#### COMMUNICATIONS - FULL TIME GRADUATE

	CONTINUING		NEW MATRICS		TRANSFERS		TOTALS		GRAND
PROGRAM/CATEGORY	MALE	FEMALE	MALE	FEMALE	MALE	FEMALE	MALE	FEMALE	TOTAL
COMMUNICATIONS (MS)	3	11	1	11	0	0	4	22	26
SCHOOL TOTALS	3	11	1	11	0	0	4	22	26
	14		12		0		26		

#### HLTH SCIENCES & HUMAN PERFRMCE - FULL TIME GRADUATE

	CONTINUING		NEW MATRICS		TRANSFERS		TOTALS		GRAND
PROGRAM/CATEGORY	MALE	FEMALE	MALE	FEMALE	MALE	FEMALE	MALE	FEMALE	TOTAL
CLIN HEALTH/PT (DPT)	0	0	0	0	0	0	0	0	0

CLIN SCI/PHYS THER (MS)	1	2	15	48	0	0	16	50	66
EXERCISE & SPORT SCIENCES (MS)	3	5	7	9	0	0	10	14	24
HEALTH EDUCATION (MS)	0	0	2	1	0	0	2	1	3
OCCUPA SCI/OCCUPA THER (MS)	0	16	0	0	0	0	0	16	16
PHYSICAL EDUCATION (MS)	0	0	1	1	0	0	1	1	2
PHYSICAL THER (DPT, TRANS)	0	0	9	40	0	0	9	40	49
PHYSICAL THERAPY (DPT)	0	0	0	0	0	0	0	0	0
SPEECH-LANGUAGE PATHOLOGY (MS)	1	12	0	18	0	0	1	30	31
SPORT MANAGEMENT (MS)	0	0	2	0	0	0	2	0	2
TEACH SPEECH AND HEARING (MS)	0	0	0	0	0	0	0	0	0
TEACH STU W/SPC&LANG DISAB(MS)	0	4	0	12	0	0	0	16	16
SCHOOL TOTALS	5	39	36	129	0	0	41	168	209
	44		165		0		209		

MUSIC - FULL TIME GRADUATE

PROGRAM/CATEGORY	CONTINUING		NEW MATRICS		TRANSFERS		TOTALS		GRAND
	MALE	FEMALE	MALE	FEMALE	MALE	FEMALE	MALE	FEMALE	TOTAL
BRASSES (MM)	0	0	0	0	0	0	0	0	0
COMPOSITION (MM)	1	0	1	0	0	0	2	0	2
CONDUCTING (MM)	4	0	1	0	0	0	5	0	5
MUSIC EDUCATION (MM)	2	2	0	4	0	0	2	6	8
MUSIC EDUCATION (MS)	0	0	0	0	0	0	0	0	0
PERFORMANCE (MM)	8	4	4	8	0	0	12	12	24
STRINGS (MM)	0	0	0	0	0	0	0	0	0
SUZUKI PEDAGOGY (MM)	1	3	0	0	0	0	1	3	4
WOODWINDS (MM)	0	0	0	0	0	0	0	0	0
SCHOOL TOTALS	16	9	6	12	0	0	22	21	43
	25		18		0		43		

BUSINESS - PART TIME GRADUATE

PROGRAM/CATEGORY	CONTINUING		NEW MATRICS		TRANSFERS		TOTALS		GRAND
	MALE	FEMALE	MALE	FEMALE	MALE	FEMALE	MALE	FEMALE	TOTAL
MANAGEMENT MBA	3	0	0	1	0	0	3	1	4
PUBLIC ACCOUNTANCY MBA	0	0	1	0	0	0	1	0	1
SCHOOL TOTALS	3	0	1	1	0	0	4	1	5
	3		2		0		5		

COMMUNICATIONS - PART TIME GRADUATE

PROGRAM/CATEGORY	CONTINUING		NEW MATRICS		TRANSFERS		TOTALS		GRAND
	MALE	FEMALE	MALE	FEMALE	MALE	FEMALE	MALE	FEMALE	TOTAL
COMMUNICATIONS (MS)	0	1	1	0	0	0	1	1	2
SCHOOL TOTALS	0	1	1	0	0	0	1	1	2
	1		1		0		2		

HLTH SCIENCES & HUMAN PERFRMCE - PART TIME GRADUATE

PROGRAM/CATEGORY	CONTINUING		NEW MATRICS		TRANSFERS		TOTALS		GRAND
	MALE	FEMALE	MALE	FEMALE	MALE	FEMALE	MALE	FEMALE	TOTAL
CLIN HEALTH/PT (DPT)	0	0	0	0	0	0	0	0	0
CLIN SCI/PHYS THER (MS)	0	0	0	0	0	0	0	0	0
EXERCISE & SPORT SCIENCES (MS)	1	2	0	0	0	0	1	2	3
HEALTH EDUCATION (MS)	0	0	0	0	0	0	0	0	0
OCCUPA SCI/OCCUPA THER (MS)	0	0	0	0	0	0	0	0	0
PHYSICAL EDUCATION (MS)	0	0	0	0	0	0	0	0	0
PHYSICAL THER (DPT, TRANS)	0	0	0	0	0	0	0	0	0
PHYSICAL THERAPY (DPT)	0	0	0	0	0	0	0	0	0
SPEECH-LANGUAGE PATHOLOGY (MS)	0	0	0	1	0	0	0	1	1
SPORT MANAGEMENT (MS)	0	0	0	0	0	0	0	0	0

TEACH SPEECH AND HEARING (MS)	0	0	0	0	0	0	0	0	0
TEACH STU W/SPC&LANG DISAB(MS)	0	0	0	0	0	0	0	0	0
SCHOOL TOTALS	1	2	0	1	0	0	1	3	4
	3		1		0		4		

MUSIC - PART TIME GRADUATE

PROGRAM/CATEGORY	CONTINUING		NEW MATRICS		TRANSFERS		TOTALS		GRAND
	MALE	FEMALE	MALE	FEMALE	MALE	FEMALE	MALE	FEMALE	TOTAL
BRASSES (MM)	0	0	0	0	0	0	0	0	0
COMPOSITION (MM)	0	0	0	0	0	0	0	0	0
CONDUCTING (MM)	0	0	0	0	0	0	0	0	0
MUSIC EDUCATION (MM)	0	2	0	0	0	0	0	2	2
MUSIC EDUCATION (MS)	0	1	0	0	0	0	0	1	1
PERFORMANCE (MM)	0	0	0	0	0	0	0	0	0
STRINGS (MM)	0	0	0	0	0	0	0	0	0
SUZUKI PEDAGOGY (MM)	0	0	0	0	0	0	0	0	0
WOODWINDS (MM)	0	0	0	0	0	0	0	0	0
SCHOOL TOTALS	0	3	0	0	0	0	0	3	3
	3		0		0		3		

**OPENING ENROLLMENT GLOSSARY**

**Degree Credit:** Students enrolled in courses for credit that are recognized by Ithaca College as seeking a degree.

**Full-time Undergraduate:** A student enrolled at the undergraduate level for 12 or more credits.

**Affiliate:** A system whereby students at Ithaca College enroll at another college in which Ithaca College has an affiliation agreement (domestic and international) and are guaranteed appropriate academic credit for their study. Grades received are calculated into their GPA and for all purposes are considered to be enrolled at Ithaca College.

**Ex-Mu:** A student enrolled on a course-by-course basis without being admitted (matriculated) into a degree or certificate program.

**FTE:** Full-time equivalent for undergraduate students is the sum of credit hours attempted divided by 15. Full-time equivalent for graduate students is the sum of credit hours attempted divided by 12.

**Full-time graduate:** A student enrolled at the graduate level for 9 or more credits.

**New Matrics:** A student attending Ithaca College for the first time at the level enrolled (Undergraduate, Graduate, Ex-Mu)

**Non-degree:** A student attending Ithaca College with enrollment in courses for credit but not seeking a degree or certificate.

**Freshman:** A student enrolled in an undergraduate degree program who has completed between 0 and 29.9 credits from all sources.

**Sophomore:** A student enrolled in an undergraduate degree program who has completed between 30 and 59.9 credits from all sources.

**Junior:** A student enrolled in an undergraduate degree program who has completed between 60 and 89.9 credits from all sources.

**Senior:** A student enrolled in an undergraduate degree program who has completed at least 90.0 credits from all sources.

**Note:** Students with more than one declared major or minor are reflected in the majors and minors breakdown. The headcount is an unduplicated number.