

ITHACA COLLEGE

OFFICIAL OPENING ENROLLMENT

FALL 1999

September 24, 1999

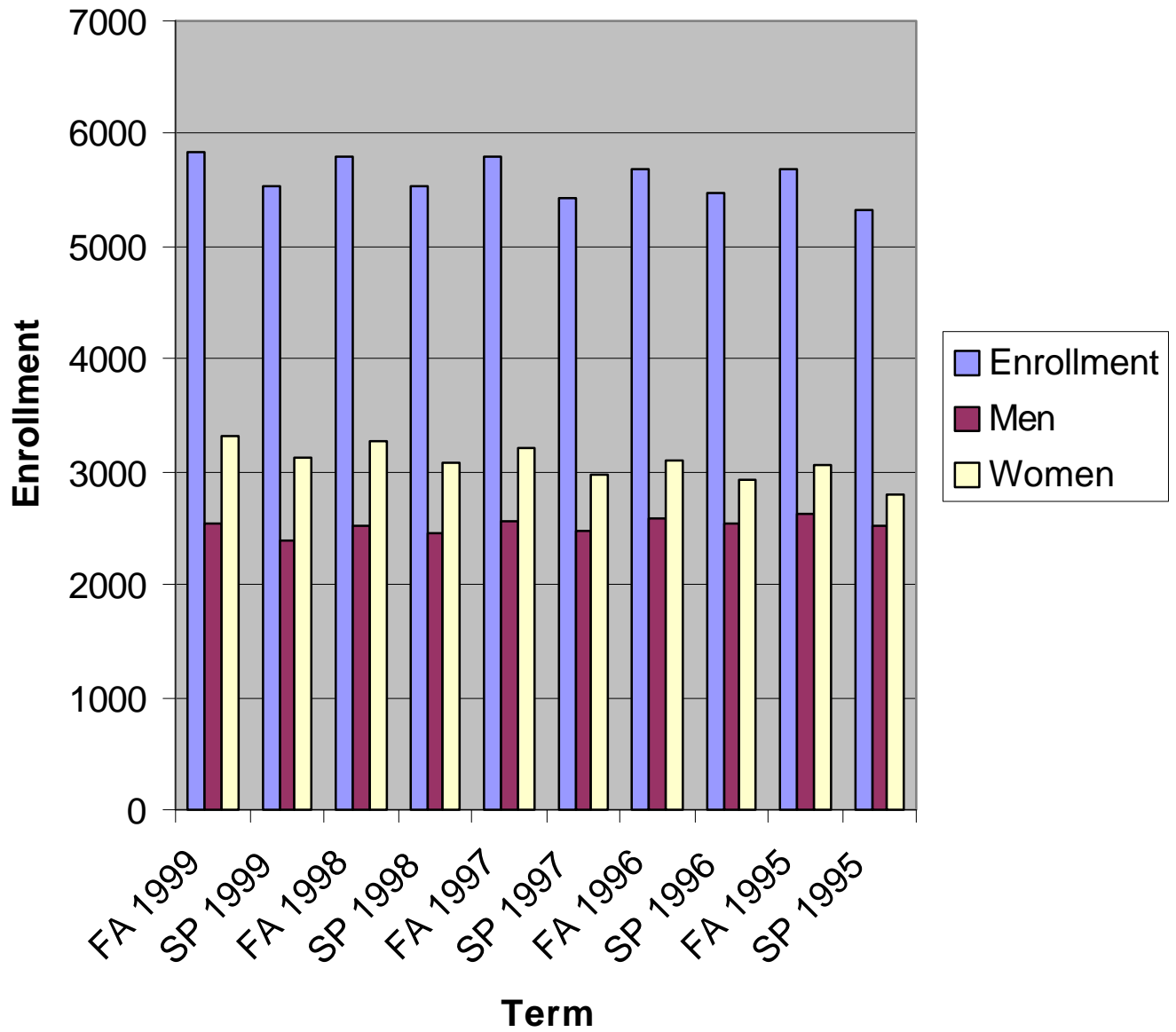


CONTENTS:	Page
College Summary	1
Undergraduate Summary	3
School of Business	5
Park School of Communications	7
School of Health Sciences & Human Performance	9
School of Humanities & Sciences	12
School of Music	21
Division of Graduate Studies	25
Opening Enrollment Glossary	26

COLLEGE SUMMARY – FALL 1999

CLASSIFICATION		MALE HEADCOUNT	MALE F.T.E.	FEMALE HEADCOUNT	FEMALE F.T.E.	TOTAL HEADCOUNT	TOTAL F.T.E.
UNDERGRADUATE							
DEGREE CREDIT							
	FULL TIME						
		Ithaca College	2375	2375	2986	2986	5361
		Los Angeles	36	36	23	23	59
		London	23	23	47	47	70
		Affiliate	13	13	22	22	35
	FULL TIME DEGREE CR TOTAL		2447	2447	3078	3078	5525
	PART TIME						
		Ithaca College	31	15.9	32	16.8	63
	PART TIME DEGREE CR TOTAL		31	15.9	32	16.8	63
	DEGREE CREDIT TOTAL		2478	2462.9	3110	3094.8	5588
NON DEGREE CREDIT (INCL CONT ED)							
	FULL TIME						
		Ithaca College	4	4	3	3	7
		London	0	0	3	3	3
	FULL TIME NON DEGREE TOTAL		4	4	6	6	10
	PART TIME						
		Cornell Exch	14	3.9	29	7.6	43
		Ithaca College	20	5.1	40	11.5	60
		Wells Exch	0	0	1	0.2	1
	PART TIME NON DEGREE TOTAL		34	9	70	19.2	104
	NON-DEGREE TOTAL		38	13	76	25.2	114
	UNDERGRADUATE TOTAL		2516	2475.9	3186	3120	5595.8
GRADUATE STUDIES AND CONT EDUC							
GRADUATE STUDIES							
	FULL TIME		55	55	181	181	236
	PART TIME		6	3	9	5.8	8.8
	GRADUATE TOTAL		61	58	190	186.8	244.8
EXMU (GRAD)							
	FULL TIME		0	0	0	0	0
	PART TIME		1	0.3	6	2.3	2.7
	EXMU TOTAL		1	0.3	6	2.3	2.7
	GRADUATE AND CONT EDUC TOTAL		62	58.3	196	189.1	258
	ITHACA COLLEGE ENROLLMENT		2578	2534.2	3382	3309.1	5960

Total Full Time Equivalent (5) Year Trend Analysis



UNDERGRADUATE SUMMARY

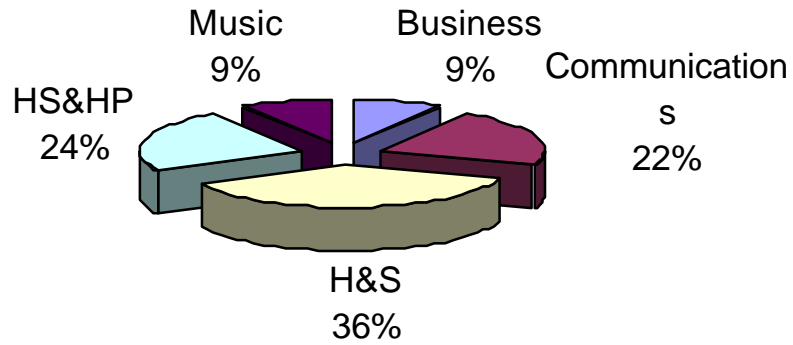
Total Matriculated Undergraduate Enrollment by Classification

SCHOOL/CATEGORY	CONTINUING		TRANSFERS		READMITS		NEW MATRICS		TOTALS		GRAND
	MALE	FEMALE	MALE	FEMALE	MALE	FEMALE	MALE	FEMALE	MALE	FEMALE	TOTAL
FULL TIME UNDERGRADUATE											
BUSINESS	196	112	15	13	1	1	94	66	306	192	498
COMMUNICATIONS	392	420	32	22	1	1	163	171	588	614	1202
HUMANITIES & SCIENCES	570	714	25	33	7	6	291	375	893	1128	2021
HLTH SCIENCES & HUMAN PERFRMCE	333	649	12	20	5	3	89	190	439	862	1301
MUSIC	142	193	9	6	5	0	65	83	221	282	503
SCHOOL TOTALS	1633	2088	93	94	19	11	702	885	2447	3078	5525
	3721		187		30		1587		5525		
PART TIME UNDERGRADUATE											
BUSINESS	4	8	0	2	0	0	0	0	4	10	14
COMMUNICATIONS	3	4	0	0	0	0	0	0	3	4	7
HUMANITIES & SCIENCES	5	11	0	0	0	0	1	1	6	12	18
HLTH SCIENCES & HUMAN PERFRMCE	14	4	0	0	0	0	0	0	14	4	18
MUSIC	4	2	0	0	0	0	0	0	4	2	6
SCHOOL TOTALS	30	29	0	2	0	0	1	1	31	32	63
	59		2		0		2		63		

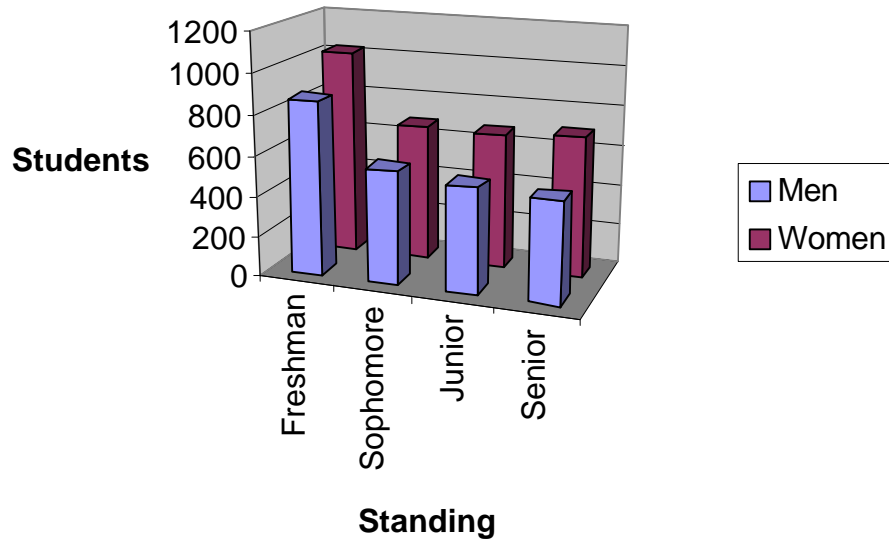
Total Matriculated Undergraduate Enrollment by Standing

FULL TIME UNDERGRADUATE											
	FRESHMAN		SOPHOMORE		JUNIOR		SENIOR		TOTALS		GRAND
	MEN	WOMEN	MEN	WOMEN	MEN	WOMEN	MEN	WOMEN	MEN	WOMEN	TOTAL
BUSINESS	114	73	64	43	69	38	59	38	306	192	498
COMMUNICATIONS	177	185	143	147	140	166	128	116	588	614	1202
HUMANITIES & SCIENCES	385	466	199	248	164	220	145	194	893	1128	2021
HLTH SCIENCES & HUMAN PERFRMCE	109	213	112	190	109	197	109	262	439	862	1301
MUSIC	80	88	42	54	40	52	59	88	221	282	503
SCHOOL TOTALS	865	1025	560	682	522	673	500	698	2447	3078	5525
	1890		1242		1195		1198		5525		
PART TIME UNDERGRADUATE											
BUSINESS	0	0	1	1	0	3	3	6	4	10	14
COMMUNICATIONS	0	0	0	0	1	0	2	4	3	4	7
HUMANITIES & SCIENCES	1	1	0	0	0	4	5	7	6	12	18
HLTH SCIENCES & HUMAN PERFRMCE	1	0	0	0	0	2	13	2	14	4	18
MUSIC	0	0	0	0	0	0	4	2	4	2	6
SCHOOL TOTALS	2	1	1	1	1	9	27	21	31	32	63
	3		2		10		48		63		

Fall 1999 Total Undergraduate Enrollment by School



Fall 1999 Total Undergraduate Enrollment By Standing



SCHOOL OF BUSINESS UNDERGRADUATE ENROLLMENT

Enrollment by Classification – Major

BUSINESS - FULL-TIME UNDERGRADUATE ENROLLMENT

PROGRAM/CATEGORY	CONTINUING		TRANSFERS		READMITS		NEW MATRICS		TOTALS		GRAND
	MALE	FEMALE	MALE	FEMALE	MALE	FEMALE	MALE	FEMALE	MALE	FEMALE	TOTAL
ACCOUNTING	13	17	0	2	1	0	4	3	18	22	40
BUSINESS ADMINISTRATION	39	33	15	11	0	0	90	63	144	107	251
FINANCE	29	14	0	0	0	0	0	0	29	14	43
HUMAN RESOURCE MGMT	0	0	0	0	0	0	0	0	0	0	0
INTERNATIONAL BUSINESS	24	20	0	0	0	0	0	0	24	20	44
MANAGEMENT	64	17	0	0	0	1	0	0	64	18	82
MARKETING	27	11	0	0	0	0	0	0	27	11	38
SCHOOL TOTALS	196	112	15	13	1	1	94	66	306	192	498
	308		28		2		160		498		

BUSINESS - PART-TIME UNDERGRADUATE ENROLLMENT

PROGRAM/CATEGORY	CONTINUING		TRANSFERS		READMITS		NEW MATRICS		TOTALS		GRAND
	MALE	FEMALE	MALE	FEMALE	MALE	FEMALE	MALE	FEMALE	MALE	FEMALE	TOTAL
ACCOUNTING	1	2	0	0	0	0	0	0	1	2	3
BUSINESS ADMINISTRATION	1	3	0	2	0	0	0	0	1	5	6
FINANCE	0	0	0	0	0	0	0	0	0	0	0
HUMAN RESOURCE MGMT	0	0	0	0	0	0	0	0	0	0	0
INTERNATIONAL BUSINESS	0	0	0	0	0	0	0	0	0	0	0
MANAGEMENT	2	3	0	0	0	0	0	0	2	3	5
MARKETING	0	0	0	0	0	0	0	0	0	0	0
SCHOOL TOTALS	4	8	0	2	0	0	0	0	4	10	14
	12		2		0		0		14		

Enrollment by Classification – Minor

BUSINESS - FULL TIME UNDERGRADUATE

PROGRAM/CATEGORY	CONTINUING		TRANSFER		READMIT		NEW MATRIC		TOTAL		GRAND
	MALE	FEMALE	MALE	FEMALE	MALE	FEMALE	MALE	FEMALE	MALE	FEMALE	TOTAL
CORP FINANCE MINOR	5	0	0	0	0	0	0	0	5	0	5
FINANCE MINOR	1	0	0	0	0	0	0	0	1	0	1
FINANCIAL INST. MINOR	3	3	0	0	0	0	0	0	3	3	6
FIN INVESTMENTS MINOR	2	1	0	0	0	0	0	0	2	1	3
GENERAL BUSINESS MINOR	16	21	0	0	0	0	1	0	17	21	38
INT'L BUS STUDIES MINOR	3	5	0	0	0	0	0	0	3	5	8
LEGAL STUDIES MINOR	14	28	0	0	0	0	0	0	14	28	42
MARKETING MINOR	5	9	0	0	0	0	0	0	5	9	14
ORG'L STUDIES MINOR	1	1	0	0	0	0	0	0	1	1	2
SCHOOL TOTALS	50	68	0	0	0	0	1	0	51	68	119
	118		0		0		1		119		

BUSINESS - PART TIME UNDERGRADUATE

PROGRAM/CATEGORY	CONTINUING		TRANSFER		READMIT		NEW MATRIC		TOTAL		GRAND
	MALE	FEMALE	MALE	FEMALE	MALE	FEMALE	MALE	FEMALE	MALE	FEMALE	TOTAL
CORP FINANCE MINOR	0	0	0	0	0	0	0	0	0	0	0
FINANCE MINOR	0	0	0	0	0	0	0	0	0	0	0
FINANCIAL INST MINOR	0	0	0	0	0	0	0	0	0	0	0
FIN INVESTMENTS MINOR	0	0	0	0	0	0	0	0	0	0	0
GENERAL BUSINESS MINOR	2	0	0	0	0	0	0	0	2	0	2
INT'L BUS STUDIES MINOR	0	0	0	0	0	0	0	0	0	0	0
LEGAL STUDIES MINOR	2	0	0	0	0	0	0	0	2	0	2
MARKETING MINOR	0	0	0	0	0	0	0	0	0	0	0
ORG'L STUDIES MINOR	0	0	0	0	0	0	0	0	0	0	0
SCHOOL TOTALS	4	0	0	0	0	0	0	0	4	0	4
	4		0		0		0		4		

Enrollment by Standing – Major

BUSINESS - FULL TIME UNDERGRADUATE

PROGRAM/CATEGORY	FRESHMAN		SOPHOMORE		JUNIOR		SENIOR		TOTALS		GRAND
	MEN	WOMEN	MEN	WOMEN	MEN	WOMEN	MEN	WOMEN	MEN	WOMEN	TOTAL
ACCOUNTING	6	4	3	5	3	4	6	9	18	22	40
BUSINESS ADMINISTRATION	96	66	21	18	21	16	6	7	144	107	251
FINANCE	0	0	7	4	13	5	9	5	29	14	43
HUMAN RESOURCE MGMT	0	0	0	0	0	0	0	0	0	0	0
INTERNATIONAL BUSINESS	2	2	3	6	7	6	12	6	24	20	44
MANAGEMENT	7	1	20	7	17	3	20	7	64	18	82
MARKETING	3	0	10	3	8	4	6	4	27	11	38
SCHOOL TOTALS	114	73	64	43	69	38	59	38	306	192	498
	187		107		107		97		498		

BUSINESS - PART TIME UNDERGRADUATE

PROGRAM/CATEGORY	FRESHMAN		SOPHOMORE		JUNIOR		SENIOR		TOTALS		GRAND
	MEN	WOMEN	MEN	WOMEN	MEN	WOMEN	MEN	WOMEN	MEN	WOMEN	TOTAL
ACCOUNTING	0	0	1	0	0	1	0	1	1	2	3
BUSINESS ADMINISTRATION	0	0	0	1	0	1	1	3	1	5	6
FINANCE	0	0	0	0	0	0	0	0	0	0	0
HUMAN RESOURCE MGMT	0	0	0	0	0	0	0	0	0	0	0
INTERNATIONAL BUSINESS	0	0	0	0	0	0	0	0	0	0	0
MANAGEMENT	0	0	0	0	0	1	2	2	2	3	5
MARKETING	0	0	0	0	0	0	0	0	0	0	0
SCHOOL TOTALS	0	0	1	1	0	3	3	6	4	10	14
	0		2		3		9		14		

Enrollment by Standing – Minor

BUSINESS - FULL TIME UNDERGRADUATE

PROGRAM/CATEGORY	FRESHMAN		SOPHOMORE		JUNIOR		SENIOR		TOTALS		GRAND
	MEN	WOMEN	MEN	WOMEN	MEN	WOMEN	MEN	WOMEN	MEN	WOMEN	TOTALS
CORP FINANCE MINOR	0	0	1	0	2	0	2	0	5	0	5
FINANCE MINOR	0	0	0	0	0	0	1	0	1	0	1
FINANCIAL INST MINOR	0	0	1	1	0	0	2	2	3	3	6
FIN INVESTMENTS MINOR	0	0	0	0	0	0	2	1	2	1	3
GENERAL BUSINESS MINOR	1	0	2	0	3	9	11	12	17	21	38
INT'L BUS STUDIES MINOR	0	0	0	0	2	3	1	2	3	5	8
LEGAL STUDIES MINOR	0	0	1	3	3	8	10	17	14	28	42
MARKETING MINOR	0	0	1	2	1	4	3	3	5	9	14
ORG'L STUDIES MINOR	0	0	0	0	0	0	1	1	1	1	2
SCHOOL TOTALS	1	0	6	6	11	24	33	38	51	68	119
	1		12		35		71		119		

BUSINESS - PART TIME UNDERGRADUATE

PROGRAM/CATEGORY	FRESHMAN		SOPHOMORE		JUNIOR		SENIOR		TOTALS		GRAND
	MEN	WOMEN	MEN	WOMEN	MEN	WOMEN	MEN	WOMEN	MEN	WOMEN	TOTAL
CORP FINANCE MINOR	0	0	0	0	0	0	0	0	0	0	0
FINANCE MINOR	0	0	0	0	0	0	0	0	0	0	0
FINANCIAL INST MINOR	0	0	0	0	0	0	0	0	0	0	0
FIN INVESTMENTS MINOR	0	0	0	0	0	0	0	0	0	0	0
GENERAL BUSINESS MINOR	0	0	0	0	0	0	2	0	2	0	2
INT'L BUS STUDIES MINOR	0	0	0	0	0	0	0	0	0	0	0
LEGAL STUDIES MINOR	0	0	0	0	0	0	2	0	2	0	2
MARKETING MINOR	0	0	0	0	0	0	0	0	0	0	0
ORG'L STUDIES MINOR	0	0	0	0	0	0	0	0	0	0	0
SCHOOL TOTALS	0	0	0	0	0	0	4	0	4	0	4
	0		0		0		4		4		

SCHOOL OF COMMUNICATIONS UNDERGRADUATE ENROLLMENT

Enrollment by Classification – Major

COMMUNICATIONS - FULL-TIME UNDERGRADUATE ENROLLMENT

PROGRAM/CATEGORY	CONTINUING		TRANSFERS		READMITS		NEW MATRICS		TOTALS		GRAND
	MALE	FEMALE	MALE	FEMALE	MALE	FEMALE	MALE	FEMALE	MALE	FEMALE	TOTAL
CINEMA AND PHOTOGRAPHY	93	60	4	6	0	0	31	15	128	81	209
CORPORATE COMM	22	43	0	0	0	0	0	0	22	43	65
FILM, PHOTO & VISUAL ART	18	13	4	0	0	0	22	11	44	24	68
JOURNALISM	38	60	4	4	0	0	21	43	63	107	170
MEDIA STUDIES	1	5	0	0	0	0	3	3	4	8	12
ORG COMM, LEARN, & DSGN	15	41	4	3	0	0	11	15	30	59	89
TELECOMM MANAGEMENT	3	7	0	0	0	0	0	0	3	7	10
TELEVISION-RADIO	202	191	16	9	1	1	75	84	294	285	579
SCHOOL TOTALS	392	420	32	22	1	1	163	171	588	614	1202
	812		54		2		334		1202		

COMMUNICATIONS - PART-TIME UNDERGRADUATE ENROLLMENT

PROGRAM/CATEGORY	CONTINUING		TRANSFERS		READMITS		NEW MATRICS		TOTALS		GRAND
	MALE	FEMALE	MALE	FEMALE	MALE	FEMALE	MALE	FEMALE	MALE	FEMALE	TOTAL
CINEMA AND PHOTOGRAPHY	1	1	0	0	0	0	0	0	1	1	2
CORPORATE COMM	0	0	0	0	0	0	0	0	0	0	0
FILM, PHOTO & VISUAL ART	1	0	0	0	0	0	0	0	1	0	1
JOURNALISM	0	0	0	0	0	0	0	0	0	0	0
MEDIA STUDIES	0	0	0	0	0	0	0	0	0	0	0
ORG COMM, LEARN, & DSGN	1	0	0	0	0	0	0	0	1	0	1
TELECOMM MANAGEMENT	0	0	0	0	0	0	0	0	0	0	0
TELEVISION-RADIO	0	3	0	0	0	0	0	0	0	3	3
SCHOOL TOTALS	3	4	0	0	0	0	0	0	3	4	7
	7		0		0		0		7		

Enrollment by Classification – Minor

COMMUNICATIONS - FULL TIME UNDERGRADUATE

PROGRAM/CATEGORY	CONTINUING		TRANSFER		READMIT		NEW MATRIC		TOTAL		GRAND
	MALE	FEMALE	MALE	FEMALE	MALE	FEMALE	MALE	FEMALE	MALE	FEMALE	TOTAL
ADVERTISING & PUBL REL MINOR	17	44	0	0	0	0	0	0	17	44	61
AUDIO PRODUCTION MINOR	9	6	0	0	0	0	0	0	9	6	15
CORPORATE COMMUNICATION MINOR	4	5	0	0	0	0	0	0	4	5	9
INTERNATIONAL COMMUNICAT MINOR	0	1	0	0	0	0	0	0	0	1	1
JOURNALISM MINOR	2	2	0	0	0	0	0	0	2	2	4
MEDIA STUDIES MINOR	2	1	0	0	0	0	0	0	2	1	3
ORG COMM, LRNG & DESIGN MINOR	3	3	0	0	0	0	0	0	3	3	6
SCRIPTWRITING MINOR	2	1	0	0	0	0	0	0	2	1	3
STILL PHOTOGRAPHY MINOR	3	16	0	0	0	0	1	0	4	16	20
SCHOOL TOTALS	42	79	0	0	0	0	1	0	43	79	122
	121		0		0		1		122		

COMMUNICATIONS - PART TIME UNDERGRADUATE

PROGRAM/CATEGORY	CONTINUING		TRANSFER		READMIT		NEW MATRIC		TOTAL		GRAND
	MALE	FEMALE	MALE	FEMALE	MALE	FEMALE	MALE	FEMALE	MALE	FEMALE	TOTAL
ADVERTISING & PUBL REL MINOR	0	0	0	0	0	0	0	0	0	0	0
AUDIO PRODUCTION MINOR	0	0	0	0	0	0	0	0	0	0	0
CORPORATE COMMUNICATION MINOR	0	0	0	0	0	0	0	0	0	0	0
INTERNATIONAL COMMUNICAT MINOR	0	0	0	0	0	0	0	0	0	0	0
JOURNALISM MINOR	0	0	0	0	0	0	0	0	0	0	0
MEDIA STUDIES MINOR	0	0	0	0	0	0	0	0	0	0	0
ORG COMM, LRNG & DESIGN MINOR	0	0	0	0	0	0	0	0	0	0	0
SCRIPTWRITING MINOR	0	0	0	0	0	0	0	0	0	0	0
STILL PHOTOGRAPHY MINOR	0	0	0	0	0	0	0	0	0	0	0

SCHOOL TOTALS	0	0	0	0	0	0	0	0	0	0	0
	0	0	0	0	0	0	0	0	0	0	0

Enrollment by Standing – Major

COMMUNICATIONS - FULL TIME UNDERGRADUATE

PROGRAM/CATEGORY	FRESHMAN		SOPHOMORE		JUNIOR		SENIOR		TOTALS		GRAND
	MEN	WOMEN	MEN	WOMEN	MEN	WOMEN	MEN	WOMEN	MEN	WOMEN	TOTAL
CINEMA AND PHOTOGRAPHY	38	20	32	17	29	27	29	17	128	81	209
CORPORATE COMMUNICATION	0	0	2	4	9	19	11	20	22	43	65
FILM, PHOTO & VISUAL ART	22	11	9	4	11	5	2	4	44	24	68
JOURNALISM	23	43	15	23	13	23	12	18	63	107	170
MEDIA STUDIES	3	3	0	1	0	3	1	1	4	8	12
ORG COMM, LRNG, & DESIGN	11	16	7	27	8	11	4	5	30	59	89
TELECOMM MANAGEMENT	0	0	1	3	0	2	2	2	3	7	10
TELEVISION-RADIO	80	92	77	68	70	76	67	49	294	285	579
SCHOOL TOTALS	177	185	143	147	140	166	128	116	588	614	1202
	362		290		306		244		1202		

COMMUNICATIONS - PART TIME UNDERGRADUATE

PROGRAM/CATEGORY	FRESHMAN		SOPHOMORE		JUNIOR		SENIOR		TOTALS		GRAND
	MEN	WOMEN	MEN	WOMEN	MEN	WOMEN	MEN	WOMEN	MEN	WOMEN	TOTAL
CINEMA AND PHOTOGRAPHY	0	0	0	0	0	0	1	1	1	1	2
CORPORATE COMMUNICATION	0	0	0	0	0	0	0	0	0	0	0
FILM, PHOTO & VISUAL ART	0	0	0	0	0	0	1	0	1	0	1
JOURNALISM	0	0	0	0	0	0	0	0	0	0	0
MEDIA STUDIES	0	0	0	0	0	0	0	0	0	0	0
ORG COMM, LRNG, & DESIGN	0	0	0	0	1	0	0	0	1	0	1
TELECOMM MANAGEMENT	0	0	0	0	0	0	0	0	0	0	0
TELEVISION-RADIO	0	0	0	0	0	0	0	3	0	3	3
SCHOOL TOTALS	0	0	0	0	1	0	2	4	3	4	7
	0		0		1		6		7		

Enrollment by Standing – Minor

COMMUNICATIONS - FULL TIME UNDERGRADUATE

PROGRAM/CATEGORY	FRESHMAN		SOPHOMORE		JUNIOR		SENIOR		TOTALS		GRAND
	MEN	WOMEN	MEN	WOMEN	MEN	WOMEN	MEN	WOMEN	MEN	WOMEN	TOTAL
ADVER & PUBL REL MINOR	0	1	6	15	5	17	6	11	17	44	61
AUDIO PRODUCTION MINOR	0	0	0	1	4	4	5	1	9	6	15
CORPORATE COMM MINOR	0	0	0	0	2	1	2	4	4	5	9
INT'L COMMUNICATION MINOR	0	0	0	0	0	0	0	1	0	1	1
JOURNALISM MINOR	0	0	2	2	0	0	0	0	2	2	4
MEDIA STUDIES MINOR	0	0	2	1	0	0	0	0	2	1	3
ORG COMM, LRNG & DSGN MNR	0	1	0	0	2	2	1	0	3	3	6
SCRIPTWRITING MINOR	0	0	0	0	2	1	0	0	2	1	3
STILL PHOTOGRAPHY MINOR	1	1	0	4	1	9	2	2	4	16	20
SCHOOL TOTALS	1	3	10	23	16	34	16	19	43	79	122
	4		33		50		35		122		

COMMUNICATIONS - PART TIME UNDERGRADUATE

PROGRAM/CATEGORY	FRESHMAN		SOPHOMORE		JUNIOR		SENIOR		TOTALS		GRAND
	MEN	WOMEN	MEN	WOMEN	MEN	WOMEN	MEN	WOMEN	MEN	WOMEN	TOTAL
ADVER & PUBL REL MINOR	0	0	0	0	0	0	0	0	0	0	0
AUDIO PRODUCTION MINOR	0	0	0	0	0	0	0	0	0	0	0
CORPORATE COMM MINOR	0	0	0	0	0	0	0	0	0	0	0
INT'L COMMUNICATION MINOR	0	0	0	0	0	0	0	0	0	0	0
JOURNALISM MINOR	0	0	0	0	0	0	0	0	0	0	0
MEDIA STUDIES MINOR	0	0	0	0	0	0	0	0	0	0	0
ORG COMM, LRNG & DSGN MNR	0	0	0	0	0	0	0	0	0	0	0
SCRIPTWRITING MINOR	0	0	0	0	0	0	0	0	0	0	0

STILL PHOTOGRAPHY MINOR	0	0	0	0	0	0	0	0	0	0	0
SCHOOL TOTALS	0	0	0	0	0	0	0	0	0	0	0
	0	0	0	0	0	0	0	0	0	0	0

SCHOOL OF HS&HP UNDERGRADUATE ENROLLMENT

Enrollment by Classification – Major

HLTH SCIENCES & HUMAN PERFRMCE - FULL-TIME UNDERGRADUATE ENROLLMENT

PROGRAM/CATEGORY	CONTINUING		TRANSFERS		READMITS		NEW MATRICS		TOTALS		GRAND
	MALE	FEMALE	MALE	FEMALE	MALE	FEMALE	MALE	FEMALE	MALE	FEMALE	TOTAL
ADMIN OF HLTH SERVICES	4	10	0	0	1	0	0	0	5	10	15
ATHLETIC TRAIN/EXER SCI	22	27	0	0	0	0	6	17	28	44	72
CLIN SCI/PHYS THRPY (BS)	54	175	0	0	0	1	24	70	78	246	324
CLINICAL SCI (4 YEAR PGM)	0	0	0	0	0	0	0	0	0	0	0
COMMUNITY HEALTH EDUC	3	26	0	1	0	0	0	0	3	27	30
EXERCISE SCIENCE	35	51	1	4	0	0	2	5	38	60	98
FIT & CARD REHAB/EX SCI	20	26	0	0	0	0	0	4	20	30	50
HLTH & PHYS ED TCHR K-12	34	27	2	2	1	0	7	6	44	35	79
HEALTH ED. TEACHER CERT.	0	0	0	0	0	0	0	0	0	0	0
HLTH SCI PREPROFESSIONL	10	9	0	0	0	1	7	28	17	38	55
HLTH SERVICES ADMIN	5	5	2	1	0	0	3	1	10	7	17
HEALTH TEACHER (K-12)	3	6	0	0	0	0	0	0	3	6	9
LEISURE SERVICES	6	7	0	1	0	0	1	1	7	9	16
OCC SCI/OCC THER (BS)	9	86	0	3	0	1	1	24	10	114	124
OCCUPATIONAL SCIENCE	0	0	0	0	0	0	0	0	0	0	0
PHYSICAL ED. TCHR CERT.	0	0	0	0	0	0	0	0	0	0	0
PHYS EDUC TEACH(K-12)	13	3	4	0	1	0	13	3	31	6	37
RECR AND LEISURE STUDIES	3	1	0	0	0	0	0	0	3	1	4
SPCH LANG PATH & AUDIO	2	22	1	3	0	0	0	16	3	41	44
SPORT MANAGEMENT	54	15	1	1	1	0	12	6	68	22	90
SPORT STUDIES	12	2	0	1	0	0	2	1	14	4	18
SPORTS INFO & COMM	32	18	1	0	1	0	10	3	44	21	65
TCHR-SP & HRING HANDICAP	6	99	0	3	0	0	1	4	7	106	113
THERAPEUTIC RECREATION	6	34	0	0	0	0	0	1	6	35	41
SCHOOL TOTALS	333	649	12	20	5	3	89	190	439	862	1301
	982		32		8		279		1301		

HLTH SCIENCES & HUMAN PERFRMCE - PART-TIME UNDERGRADUATE ENROLLMENT

PROGRAM/CATEGORY	CONTINUING		TRANSFERS		READMITS		NEW MATRICS		TOTALS		GRAND
	MALE	FEMALE	MALE	FEMALE	MALE	FEMALE	MALE	FEMALE	MALE	FEMALE	TOTAL
ADMIN OF HLTH SERVICES	0	0	0	0	0	0	0	0	0	0	0
ATHLETIC TRAIN/EXER SCI	2	0	0	0	0	0	0	0	2	0	2
CLIN SCI/PHYS THRPY (BS)	0	0	0	0	0	0	0	0	0	0	0
CLINICAL SCI (4 YEAR PGM)	0	0	0	0	0	0	0	0	0	0	0
COMMUNITY HEALTH EDUC	0	0	0	0	0	0	0	0	0	0	0
EXERCISE SCIENCE	0	0	0	0	0	0	0	0	0	0	0
FIT & CARD REHAB/EX SCI	0	0	0	0	0	0	0	0	0	0	0
HLTH & PHYS ED TCHR K-12	0	0	0	0	0	0	0	0	0	0	0
HEALTH ED. TEACHER CERT.	0	0	0	0	0	0	0	0	0	0	0
HLTH SCI PREPROFESSIONL	0	0	0	0	0	0	0	0	0	0	0
HLTH SERVICES ADMIN	0	0	0	0	0	0	0	0	0	0	0
HEALTH TEACHER (K-12)	0	1	0	0	0	0	0	0	0	1	1
LEISURE SERVICES	1	0	0	0	0	0	0	0	1	0	1
OCC SCI/OCC THER (BS)	1	1	0	0	0	0	0	0	1	1	2
OCCUPATIONAL SCIENCE	0	0	0	0	0	0	0	0	0	0	0
PHYSICAL ED. TCHR CERT.	0	0	0	0	0	0	0	0	0	0	0
PHYS EDUC TEACH(K-12)	0	0	0	0	0	0	0	0	0	0	0
RECR AND LEISURE STUDIES	3	0	0	0	0	0	0	0	3	0	3

SPCH LANG PATH & AUDIO	0	1	0	0	0	0	0	0	0	1	1
SPORT MANAGEMENT	4	0	0	0	0	0	0	0	4	0	4
SPORT STUDIES	0	0	0	0	0	0	0	0	0	0	0
SPORTS INFO & COMM	0	0	0	0	0	0	0	0	0	0	0
TCHR-SP & HRING HANDICAP	1	1	0	0	0	0	0	0	1	1	2
THERAPEUTIC RECREATION	2	0	0	0	0	0	0	0	2	0	2
SCHOOL TOTALS	14	4	0	0	0	0	0	0	14	4	18
	18		0		0		0		18		

Enrollment by Classification – Minor

HLTH SCIENCES & HUMAN PERFRMCE - FULL TIME UNDERGRADUATE

PROGRAM	CONTINUING		TRANSFER		READMIT		NEW MATRIC		TOTAL		GRAND
	MALE	FEMALE	MALE	FEMALE	MALE	FEMALE	MALE	FEMALE	MALE	FEMALE	TOTAL
ADULT FITNESS MINOR	0	0	0	0	0	0	0	0	0	0	0
APPL EXERCISE SCI MINOR	3	0	0	0	0	0	0	0	3	0	3
COACHING MINOR	14	16	0	0	0	0	0	0	14	16	30
GERONTOLOGY MINOR	4	39	0	0	0	0	0	0	4	39	43
HEALTH MINOR	21	39	0	0	0	0	0	0	21	39	60
NUTRITION PROMOTION MINOR	7	13	0	0	0	0	0	0	7	13	20
NUTRITION SCIENCE MINOR	2	6	0	0	0	0	0	0	2	6	8
OUTDOOR RECREATION MINOR	1	3	0	1	0	0	0	0	1	4	5
RECREATION MINOR	2	8	0	0	0	0	0	0	2	8	10
SPORT STUDIES MINOR	21	20	1	0	0	0	0	0	22	20	42
SCHOOL TOTALS	75	144	1	1	0	0	0	0	76	145	221
	219		2		0		0		221		

HLTH SCIENCES & HUMAN PERFRMCE - PART TIME UNDERGRADUATE

PROGRAM	CONTINUING		TRANSFER		READMIT		NEW MATRIC		TOTAL		GRAND
	MALE	FEMALE	MALE	FEMALE	MALE	FEMALE	MALE	FEMALE	MALE	FEMALE	TOTAL
ADULT FITNESS MINOR	0	0	0	0	0	0	0	0	0	0	0
APPL EXERCISE SCI MINOR	0	0	0	0	0	0	0	0	0	0	0
COACHING MINOR	1	0	0	0	0	0	0	0	1	0	1
GERONTOLOGY MINOR	0	0	0	0	0	0	0	0	0	0	0
HEALTH MINOR	2	0	0	0	0	0	0	0	2	0	2
NUTRITION PROMOTION MINOR	0	0	0	0	0	0	0	0	0	0	0
NUTRITION SCIENCE MINOR	0	0	0	0	0	0	0	0	0	0	0
OUTDOOR RECREATION MINOR	0	0	0	0	0	0	0	0	0	0	0
RECREATION MINOR	0	0	0	0	0	0	0	0	0	0	0
SPORT STUDIES MINOR	0	0	0	0	0	0	0	0	0	0	0
SCHOOL TOTALS	3	0	0	0	0	0	0	0	3	0	3
	3		0		0		0		3		

Enrollment by Standing – Major

HLTH SCIENCES & HUMAN PERFRMCE - FULL TIME UNDERGRADUATE

PROGRAM/CATEGORY	FRESHMAN		SOPHOMORE		JUNIOR		SENIOR		TOTALS		GRAND
	MEN	WOMEN	MEN	WOMEN	MEN	WOMEN	MEN	WOMEN	MEN	WOMEN	TOTAL
ADMIN OF HEALTH SERVICES	0	0	0	0	3	2	2	8	5	10	15
ATHLETIC TRAINING/EXER SCI	6	16	11	10	6	10	5	8	28	44	72
CLIN SCI/PHYS THERAPY (BS)	22	69	17	54	11	49	28	74	78	246	324
CLIN SCIENCE (4 YEAR PGM)	0	0	0	0	0	0	0	0	0	0	0
COMMUNITY HEALTH EDUC	0	2	2	6	1	10	0	9	3	27	30
EXERCISE SCIENCE	3	10	5	12	14	18	16	20	38	60	98
FIT & CARDIAC REHAB/EX SCI	0	7	9	5	6	11	5	7	20	30	50
HEALTH & PHYS ED TCHR K-12	10	7	12	8	14	7	8	13	44	35	79
HEALTH ED. TEACHER CERT.	0	0	0	0	0	0	0	0	0	0	0
HEALTH SCI PREPROFESSIONL	10	30	6	7	1	1	0	0	17	38	55
HEALTH SERVICES ADMIN	3	1	2	3	5	2	0	1	10	7	17
HEALTH TEACHER (K-12)	0	1	0	0	2	2	1	3	3	6	9

LEISURE SERVICES	2	1	2	3	1	3	2	2	7	9	16
OCCUP SCI/OCCUP THER (BS)	2	27	3	30	2	23	3	34	10	114	124
OCCUPATIONAL SCIENCE	0	0	0	0	0	0	0	0	0	0	0
PHYSICAL ED. TEACHER CERT.	0	0	0	0	0	0	0	0	0	0	0
PHYSICAL EDUC TEACH (K-12)	14	3	3	0	8	1	6	2	31	6	37
RECR & LEISURE STUDIES	0	0	0	0	1	1	2	0	3	1	4
SPEECH LANG PATH & AUDIO	0	18	1	7	2	7	0	9	3	41	44
SPORT MANAGEMENT	16	8	21	5	17	4	14	5	68	22	90
SPORT STUDIES	3	1	4	1	3	1	4	1	14	4	18
SPORTS INFO & COMM	17	5	12	4	9	4	6	8	44	21	65
TCHR-SP & HEARING HANDICAP	1	6	1	29	2	33	3	38	7	106	113
THERAPEUTIC RECREATION	0	1	1	6	1	8	4	20	6	35	41
SCHOOL TOTALS	109	213	112	190	109	197	109	262	439	862	1301
	322		302		306		371		1301		

HLTH SCIENCES & HUMAN PERFRMCE - PART TIME UNDERGRADUATE

PROGRAM/CATEGORY	FRESHMAN		SOPHOMORE		JUNIOR		SENIOR		TOTALS		GRAND
	MEN	WOMEN	MEN	WOMEN	MEN	WOMEN	MEN	WOMEN	MEN	WOMEN	TOTAL
ADMIN OF HEALTH SERVICES	0	0	0	0	0	0	0	0	0	0	0
ATHLETIC TRAINING/EXER SCI	0	0	0	0	0	0	2	0	2	0	2
CLIN SCI/PHYS THERAPY (BS)	0	0	0	0	0	0	0	0	0	0	0
CLIN SCIENCE (4 YEAR PGM)	0	0	0	0	0	0	0	0	0	0	0
COMMUNITY HEALTH EDUC	0	0	0	0	0	0	0	0	0	0	0
EXERCISE SCIENCE	0	0	0	0	0	0	0	0	0	0	0
FIT & CARDIAC REHAB/EX SCI	0	0	0	0	0	0	0	0	0	0	0
HEALTH & PHYS ED TCHR K-12	0	0	0	0	0	0	0	0	0	0	0
HEALTH ED. TEACHER CERT.	0	0	0	0	0	0	0	0	0	0	0
HEALTH SCI PREPROFESSIONL	0	0	0	0	0	0	0	0	0	0	0
HEALTH SERVICES ADMIN	0	0	0	0	0	0	0	0	0	0	0
HEALTH TEACHER (K-12)	0	0	0	0	0	1	0	0	0	1	1
LEISURE SERVICES	0	0	0	0	0	0	1	0	1	0	1
OCCUP SCI/OCCUP THER (BS)	1	0	0	0	0	1	0	0	1	1	2
OCCUPATIONAL SCIENCE	0	0	0	0	0	0	0	0	0	0	0
PHYSICAL ED. TEACHER CERT.	0	0	0	0	0	0	0	0	0	0	0
PHYSICAL EDUC TEACH (K-12)	0	0	0	0	0	0	0	0	0	0	0
RECR & LEISURE STUDIES	0	0	0	0	0	0	3	0	3	0	3
SPEECH LANG PATH & AUDIO	0	0	0	0	0	0	0	1	0	1	1
SPORT MANAGEMENT	0	0	0	0	0	0	4	0	4	0	4
SPORT STUDIES	0	0	0	0	0	0	0	0	0	0	0
SPORTS INFO & COMM	0	0	0	0	0	0	0	0	0	0	0
TCHR-SP & HEARING HANDICAP	0	0	0	0	0	0	1	1	1	1	2
THERAPEUTIC RECREATION	0	0	0	0	0	0	2	0	2	0	2
SCHOOL TOTALS	1	0	0	0	0	2	13	2	14	4	18
	1		0		2		15		18		

Enrollment by Standing – Minor

HLTH SCIENCES & HUMAN PERFRMCE - FULL TIME UNDERGRADUATE

PROGRAM/CATEGORY	FRESHMAN		SOPHOMORE		JUNIOR		SENIOR		TOTALS		GRAND
	MEN	WOMEN	MEN	WOMEN	MEN	WOMEN	MEN	WOMEN	MEN	WOMEN	TOTAL
ADULT FITNESS MINOR	0	0	0	0	0	0	0	0	0	0	0
APPL EXERCISE SCI MINOR	0	0	0	0	0	0	3	0	3	0	3
COACHING MINOR	0	0	2	3	4	5	8	8	14	16	30
GERONTOLOGY MINOR	0	1	1	3	2	14	1	21	4	39	43
HEALTH MINOR	0	0	3	7	4	11	14	21	21	39	60
NUTRITION PROMOTION MINOR	0	0	0	1	1	5	6	7	7	13	20
NUTRITION SCIENCE MINOR	0	0	0	2	2	3	0	1	2	6	8
OUTDOOR RECREATION MINOR	0	0	0	2	1	2	0	0	1	4	5
RECREATION MINOR	0	0	0	3	1	1	1	4	2	8	10

SPORT STUDIES MINOR	0	0	2	1	4	7	16	12	22	20	42
SCHOOL TOTALS	0	1	8	22	19	48	49	74	76	145	221
	1		30		67		123		221		

HLTH SCIENCES & HUMAN PERFORMCE - PART TIME UNDERGRADUATE

PROGRAM/CATEGORY	FRESHMAN		SOPHOMORE		JUNIOR		SENIOR		TOTALS		GRAND
	MEN	WOMEN	MEN	WOMEN	MEN	WOMEN	MEN	WOMEN	MEN	WOMEN	TOTAL
ADULT FITNESS MINOR	0	0	0	0	0	0	0	0	0	0	0
APPL EXERCISE SCI MINOR	0	0	0	0	0	0	0	0	0	0	0
COACHING MINOR	0	0	0	0	0	0	1	0	1	0	1
GERONTOLOGY MINOR	0	0	0	0	0	0	0	0	0	0	0
HEALTH MINOR	0	0	0	0	0	0	2	0	2	0	2
NUTRITION PROMOTION MINOR	0	0	0	0	0	0	0	0	0	0	0
NUTRITION SCIENCE MINOR	0	0	0	0	0	0	0	0	0	0	0
OUTDOOR RECREATION MINOR	0	0	0	0	0	0	0	0	0	0	0
RECREATION MINOR	0	0	0	0	0	0	0	0	0	0	0
SPORT STUDIES MINOR	0	0	0	0	0	0	0	0	0	0	0
SCHOOL TOTALS	0	0	0	0	0	0	3	0	3	0	3
	0		0		0		3		3		

SCHOOL OF HUMANITIES & SCIENCES UNDERGRADUATE ENROLLMENT

Enrollment by Classification – Major

HUMANITIES & SCIENCES - FULL-TIME UNDERGRADUATE ENROLLMENT

PROGRAM/CATEGORY	CONTINUING		TRANSFERS		READMITS		NEW MATRICS		TOTALS		GRAND
	MALE	FEMALE	MALE	FEMALE	MALE	FEMALE	MALE	FEMALE	MALE	FEMALE	TOTAL
ACTING	16	25	0	2	0	0	5	4	21	31	52
ANTHROPOLOGY	8	21	1	0	0	0	2	3	11	24	35
APPLIED ECONOMICS	8	1	0	0	0	0	0	0	8	1	9
APPLIED PSYCHOLOGY	8	13	0	0	0	0	0	4	8	17	25
ART	2	1	1	0	0	0	2	8	5	9	14
ART (BA)	9	5	0	0	0	0	0	0	9	5	14
ART (BFA)	5	1	0	0	0	0	0	0	5	1	6
ART HISTORY	4	13	1	2	0	0	0	1	5	16	21
BIOCHEMISTRY	8	5	0	0	0	0	2	4	10	9	19
BIOCHEMISTRY (7-12)	0	0	0	0	0	0	0	0	0	0	0
BIOCHEMISTRY EDUCATION	0	0	0	0	0	0	0	0	0	0	0
BIOLOGY	25	68	1	2	0	1	20	32	46	103	149
BIOLOGY (7-12)	0	5	0	0	0	0	2	1	2	6	8
BIOLOGY EDUCATION (7-12)	0	0	0	0	0	0	0	0	0	0	0
BIOLOGY/GEN SCI (7-12)	0	0	0	0	0	0	0	0	0	0	0
CHEMISTRY	0	0	0	0	0	0	0	0	0	0	0
CHEMISTRY (7-12)	0	1	0	0	0	0	1	2	1	3	4
CHEMISTRY (BA)	2	0	0	0	0	0	3	0	5	0	5
CHEMISTRY (BS)	6	5	0	0	0	0	4	3	10	8	18
CHEMISTRY 3-2 ENGRNG	0	0	0	0	0	0	0	0	0	0	0
CHEMISTRY EDUCATION	0	0	0	0	0	0	0	0	0	0	0
CHEMISTRY/GEN SCI (7-12)	0	0	0	0	0	0	0	0	0	0	0
COMPUTER INFO SCIENCE	9	3	0	0	0	0	0	0	9	3	12
COMPUTER INFO SYSTEMS	1	0	1	1	0	0	6	3	8	4	12
COMPUTER SCIENCE - B.A.	10	5	0	0	1	0	11	0	22	5	27
COMPUTER SCIENCE - B.S.	18	3	0	0	0	0	11	1	29	4	33
DRAMA (BA)	15	49	0	1	0	1	3	13	18	64	82
DRAMA - GENERAL	0	0	0	0	0	0	0	0	0	0	0
ECONOMICS	13	2	0	0	0	0	5	3	18	5	23
ENGLISH	28	41	5	4	1	1	7	19	41	65	106

ENGLISH (7-12)	10	23	0	1	0	0	4	7	14	31	45
ENGLISH - GENERAL	0	0	0	0	0	0	0	0	0	0	0
ENGLISH EDUCATION	0	0	0	0	0	0	0	0	0	0	0
ENVIRONMENTAL STUDIES	12	3	1	0	0	0	5	6	18	9	27
EXPLORATORY	97	88	7	6	3	1	129	161	236	256	492
FRENCH	0	2	0	1	0	0	0	0	0	3	3
FRENCH (7-12)	0	2	0	0	0	0	0	0	0	2	2
FRENCH - GENERAL	0	0	0	0	0	0	0	0	0	0	0
FRENCH EDUCATION	0	0	0	0	0	0	0	0	0	0	0
GERMAN	1	0	0	0	0	0	0	0	1	0	1
GERMAN (7-12)	0	0	0	0	0	0	0	0	0	0	0
GERMAN - GENERAL	0	0	0	0	0	0	0	0	0	0	0
GERMAN EDUCATION	0	0	0	0	0	0	0	0	0	0	0
HISTORY	25	3	2	2	0	0	8	4	35	9	44
MATH - ECONOMICS (7-12)	0	0	0	0	0	0	0	0	0	0	0
MATH-PHYSICS (7-12)	0	0	0	0	0	0	0	0	0	0	0
MATHEMATICS	11	2	0	1	0	0	1	2	12	5	17
MATHEMATICS (7-12)	7	5	0	1	0	0	2	4	9	10	19
MATHEMATICS EDUCATION	0	0	0	0	0	0	0	0	0	0	0
MATH-COMP SCI 7-12	0	0	0	0	0	0	0	0	0	0	0
MATH-COMPUTER SCIENCE	3	1	0	0	0	0	1	0	4	1	5
MATHEMATICS-GENERAL	0	0	0	0	0	0	0	0	0	0	0
MATHEMATICS/ECONOMICS	2	0	0	0	0	0	1	0	3	0	3
MATHEMATICS/PHYSICS	1	3	0	0	0	0	2	0	3	3	6
MUSICAL THEATER	12	10	1	1	0	0	5	9	18	20	38
PHILOSOPHY	6	2	0	0	0	0	2	1	8	3	11
PHILOSOPHY-RELIGION	2	3	0	0	0	0	1	1	3	4	7
PHYSICS	7	0	1	0	0	0	6	1	14	1	15
PHYSICS (7-12)	3	0	0	0	0	0	0	0	3	0	3
PHYSICS 3-2 ENGINEERING	0	0	0	0	0	0	0	0	0	0	0
PHYSICS EDUCATION	0	0	0	0	0	0	0	0	0	0	0
PHYSICS-COMPUTING EDUC	0	0	0	0	0	0	0	0	0	0	0
PHYSICS-GENERAL SCIENCE	0	0	0	0	0	0	0	0	0	0	0
PLANNED STUDIES	0	0	0	0	0	0	0	0	0	0	0
PLANNED STUDIES (BA)	6	16	0	0	0	0	0	0	6	16	22
PLANNED STUDIES (BS)	1	4	0	0	0	0	0	0	1	4	5
POLITICS	24	25	1	2	1	0	10	7	36	34	70
PSYCHOLOGY	35	108	1	4	1	1	12	44	49	157	206
RELIGIOUS STUDIES	0	1	0	0	0	0	0	1	0	2	2
SOCIAL STUDIES	1	1	0	0	0	0	1	0	2	1	3
SOCIAL STUDIES (7-12)	21	7	0	0	0	0	3	1	24	8	32
SOCIAL STUDIES - GENERAL	0	0	0	0	0	0	0	0	0	0	0
SOCIAL STUDIES EDUCATION	0	0	0	0	0	0	0	0	0	0	0
SOCIOLOGY	32	89	0	1	0	1	0	9	32	100	132
SPANISH	3	5	0	0	0	0	1	3	4	8	12
SPANISH (7-12)	2	2	1	0	0	0	0	0	3	2	5
SPANISH - GENERAL	0	0	0	0	0	0	0	0	0	0	0
SPANISH EDUCATION	0	0	0	0	0	0	0	0	0	0	0
SPEECH COMMUNICATION	0	0	0	0	0	0	0	0	0	0	0
SPEECH COMM (BA)	19	25	0	0	0	0	0	0	19	25	44
SPEECH COMM (BS)	0	0	0	0	0	0	0	0	0	0	0
SPEECH COMM - GENERAL	3	0	0	1	0	0	3	2	6	3	9
SPEECH COMM EDUCATION	0	0	0	0	0	0	0	0	0	0	0
SPEECH COMM-TEACH ED	2	0	0	0	0	0	0	1	2	1	3
THEATER ARTS - BA DRAMA	0	0	0	0	0	0	0	0	0	0	0
THEATER ARTS MGMT	9	7	0	0	0	0	0	1	9	8	17
THEAT PRD ART-THEAT TCH	0	0	0	0	0	0	0	0	0	0	0

THEAT PROD. ARTS DESIGN	0	0	0	0	0	0	0	0	0	0	0
THEAT PRODUCTION ARTS	18	10	0	0	0	0	10	9	28	19	47
UNKNOWN	0	0	0	0	0	0	0	0	0	0	0
SCHOOL TOTALS	570	714	25	33	7	6	291	375	893	1128	2021
	1284		58		13		666		2021		

HUMANITIES & SCIENCES - PART-TIME UNDERGRADUATE ENROLLMENT

PROGRAM/CATEGORY	CONTINUING		TRANSFERS		READMITS		NEW MATRICS		TOTALS		GRAND
	MALE	FEMALE	MALE	FEMALE	MALE	FEMALE	MALE	FEMALE	MALE	FEMALE	TOTAL
ACTING	0	0	0	0	0	0	0	0	0	0	0
ANTHROPOLOGY	0	1	0	0	0	0	0	0	0	1	1
APPLIED ECONOMICS	0	0	0	0	0	0	0	0	0	0	0
APPLIED PSYCHOLOGY	0	0	0	0	0	0	0	0	0	0	0
ART	0	0	0	0	0	0	0	0	0	0	0
ART (BA)	0	0	0	0	0	0	0	0	0	0	0
ART (BFA)	0	0	0	0	0	0	0	0	0	0	0
ART HISTORY	0	0	0	0	0	0	0	0	0	0	0
BIOCHEMISTRY	0	0	0	0	0	0	0	0	0	0	0
BIOCHEMISTRY (7-12)	0	0	0	0	0	0	0	0	0	0	0
BIOCHEMISTRY EDUCATION	0	0	0	0	0	0	0	0	0	0	0
BIOLOGY	0	0	0	0	0	0	0	0	0	0	0
BIOLOGY (7-12)	0	0	0	0	0	0	0	0	0	0	0
BIOLOGY EDUCATION (7-12)	0	0	0	0	0	0	0	0	0	0	0
BIOLOGY/GEN SCI (7-12)	0	0	0	0	0	0	0	0	0	0	0
CHEMISTRY	0	0	0	0	0	0	0	0	0	0	0
CHEMISTRY (7-12)	0	0	0	0	0	0	0	0	0	0	0
CHEMISTRY (BA)	0	0	0	0	0	0	0	0	0	0	0
CHEMISTRY (BS)	0	0	0	0	0	0	0	0	0	0	0
CHEMISTRY 3-2 ENGRNG	0	0	0	0	0	0	0	0	0	0	0
CHEMISTRY EDUCATION	0	0	0	0	0	0	0	0	0	0	0
CHEMISTRY/GEN SCI (7-12)	0	0	0	0	0	0	0	0	0	0	0
COMPUTER INFO SCIENCE	0	0	0	0	0	0	0	0	0	0	0
COMPUTER INFO SYSTEMS	0	0	0	0	0	0	0	0	0	0	0
COMPUTER SCIENCE - B.A.	0	0	0	0	0	0	0	0	0	0	0
COMPUTER SCIENCE - B.S.	0	0	0	0	0	0	0	0	0	0	0
DRAMA (BA)	0	0	0	0	0	0	0	0	0	0	0
DRAMA - GENERAL	0	0	0	0	0	0	0	0	0	0	0
ECONOMICS	0	0	0	0	0	0	0	0	0	0	0
ENGLISH	0	0	0	0	0	0	0	0	0	0	0
ENGLISH (7-12)	0	0	0	0	0	0	0	0	0	0	0
ENGLISH - GENERAL	0	0	0	0	0	0	0	0	0	0	0
ENGLISH EDUCATION	0	0	0	0	0	0	0	0	0	0	0
ENVIRONMENTAL STUDIES	1	0	0	0	0	0	0	0	1	0	1
EXPLORATORY	0	0	0	0	0	0	1	1	1	1	2
FRENCH	0	0	0	0	0	0	0	0	0	0	0
FRENCH (7-12)	0	0	0	0	0	0	0	0	0	0	0
FRENCH - GENERAL	0	0	0	0	0	0	0	0	0	0	0
FRENCH EDUCATION	0	0	0	0	0	0	0	0	0	0	0
GERMAN	0	0	0	0	0	0	0	0	0	0	0
GERMAN (7-12)	0	0	0	0	0	0	0	0	0	0	0
GERMAN - GENERAL	0	0	0	0	0	0	0	0	0	0	0
GERMAN EDUCATION	0	0	0	0	0	0	0	0	0	0	0
HISTORY	1	0	0	0	0	0	0	0	1	0	1
MATH - ECONOMICS (7-12)	0	0	0	0	0	0	0	0	0	0	0
MATH-PHYSICS (7-12)	0	0	0	0	0	0	0	0	0	0	0
MATHEMATICS	0	0	0	0	0	0	0	0	0	0	0

MATHEMATICS (7-12)	0	0	0	0	0	0	0	0	0	0	0
MATHEMATICS EDUCATION	0	0	0	0	0	0	0	0	0	0	0
MATH-COMP SCI 7-12	0	0	0	0	0	0	0	0	0	0	0
MATH-COMPUTER SCIENCE	0	0	0	0	0	0	0	0	0	0	0
MATHEMATICS-GENERAL	0	0	0	0	0	0	0	0	0	0	0
MATHEMATICS/ECONOMICS	0	0	0	0	0	0	0	0	0	0	0
MATHEMATICS/PHYSICS	0	0	0	0	0	0	0	0	0	0	0
MUSICAL THEATER	0	0	0	0	0	0	0	0	0	0	0
PHILOSOPHY	0	0	0	0	0	0	0	0	0	0	0
PHILOSOPHY-RELIGION	0	0	0	0	0	0	0	0	0	0	0
PHYSICS	0	0	0	0	0	0	0	0	0	0	0
PHYSICS (7-12)	0	0	0	0	0	0	0	0	0	0	0
PHYSICS 3-2 ENGINEERING	0	0	0	0	0	0	0	0	0	0	0
PHYSICS EDUCATION	0	0	0	0	0	0	0	0	0	0	0
PHYSICS-COMPUTING EDUC	0	0	0	0	0	0	0	0	0	0	0
PHYSICS-GENERAL SCIENCE	0	0	0	0	0	0	0	0	0	0	0
PLANNED STUDIES	0	0	0	0	0	0	0	0	0	0	0
PLANNED STUDIES (BA)	0	0	0	0	0	0	0	0	0	0	0
PLANNED STUDIES (BS)	0	1	0	0	0	0	0	0	0	1	1
POLITICS	0	0	0	0	0	0	0	0	0	0	0
PSYCHOLOGY	0	1	0	0	0	0	0	0	0	1	1
RELIGIOUS STUDIES	0	0	0	0	0	0	0	0	0	0	0
SOCIAL STUDIES	0	0	0	0	0	0	0	0	0	0	0
SOCIAL STUDIES (7-12)	0	1	0	0	0	0	0	0	0	1	1
SOCIAL STUDIES - GENERAL	0	0	0	0	0	0	0	0	0	0	0
SOCIAL STUDIES EDUCATION	0	0	0	0	0	0	0	0	0	0	0
SOCIOLOGY	2	6	0	0	0	0	0	0	2	6	8
SPANISH	0	0	0	0	0	0	0	0	0	0	0
SPANISH (7-12)	0	0	0	0	0	0	0	0	0	0	0
SPANISH - GENERAL	0	0	0	0	0	0	0	0	0	0	0
SPANISH EDUCATION	0	0	0	0	0	0	0	0	0	0	0
SPEECH COMMUNICATION	0	0	0	0	0	0	0	0	0	0	0
SPEECH COMM (BA)	1	1	0	0	0	0	0	0	1	1	2
SPEECH COMM (BS)	0	0	0	0	0	0	0	0	0	0	0
SPEECH COMM - GENERAL	0	0	0	0	0	0	0	0	0	0	0
SPEECH COMM EDUCATION	0	0	0	0	0	0	0	0	0	0	0
SPEECH COMM-TEACH ED	0	0	0	0	0	0	0	0	0	0	0
THEATER ARTS - BA DRAMA	0	0	0	0	0	0	0	0	0	0	0
THEATER ARTS MGMT	0	0	0	0	0	0	0	0	0	0	0
THEAT PRD ART-THEAT TCH	0	0	0	0	0	0	0	0	0	0	0
THEAT PROD. ARTS DESIGN	0	0	0	0	0	0	0	0	0	0	0
THEAT PRODUCTION ARTS	0	0	0	0	0	0	0	0	0	0	0
UNKNOWN	0	0	0	0	0	0	0	0	0	0	0
SCHOOL TOTALS	5	11	0	0	0	0	1	1	6	12	18
	16		0		0		2		18		

Enrollment by Classification – Minor

HUMANITIES & SCIENCES - FULL TIME UNDERGRADUATE

PROGRAM/CATEGORY	CONTINUING		TRANSFER		READMIT		NEW MATRIC		TOTALS		GRAND
	MALE	FEMALE	MALE	FEMALE	MALE	FEMALE	MALE	FEMALE	MALE	FEMALE	TOTAL
ANTHROPOLOGY MINOR	6	13	0	0	0	0	0	0	6	13	19
ART HISTORY MINOR	16	20	0	0	0	0	0	0	16	20	36
ART MINOR	8	13	0	0	0	0	1	0	9	13	22
BIOLOGY MINOR	0	5	0	0	0	0	0	0	0	5	5
COMPARATIVE LIT MINOR	0	1	0	0	0	0	0	0	0	1	1
COMPUTER INFO SYST MINOR	0	0	0	0	0	0	0	0	0	0	0
COMPUTER INFO SCI MINOR	11	2	0	0	0	0	0	0	11	2	13

COMPUTING MINOR	10	0	0	0	0	0	0	0	10	0	10
DANCE MINOR	0	17	0	0	0	0	0	0	0	17	17
ECONOMICS MINOR	18	2	0	0	0	0	0	0	18	2	20
ENGLISH MINOR	7	14	0	0	0	0	0	0	7	14	21
ENVIRON STUDIES MINOR	4	6	0	0	0	0	0	0	4	6	10
FRENCH MINOR	2	14	0	0	0	0	0	0	2	14	16
GERMAN MINOR	2	1	0	0	0	0	0	0	2	1	3
HEALTH COMMUNIC MINOR	0	4	0	0	0	0	0	0	0	4	4
HISTORY MINOR	22	11	0	1	0	0	0	0	22	12	34
ITALIAN MINOR	3	7	0	0	0	0	0	0	3	7	10
MATHEMATICS MINOR	8	9	0	0	0	0	0	0	8	9	17
PHILOSOPHY MINOR	9	6	0	0	0	0	0	0	9	6	15
PHYSICS MINOR	1	0	0	0	0	0	0	0	1	0	1
POLITICS MINOR	16	18	0	0	0	0	0	0	16	18	34
PSYCHOLOGY MINOR	10	37	0	0	0	0	0	0	10	37	47
RELIGIOUS STUDIES MINOR	3	6	0	0	0	0	0	0	3	6	9
SOCIAL WORK MINOR	1	12	0	0	0	0	0	0	1	12	13
SOCIOLOGY MINOR	7	37	0	1	0	0	0	0	7	38	45
SPANISH MINOR	15	60	0	0	1	0	0	1	16	61	77
SPEECH MINOR	9	27	1	0	0	0	0	0	10	27	37
THEATER MINOR	4	13	0	0	0	0	0	0	4	13	17
WOMEN'S STUDIES MINOR	0	11	0	0	0	0	0	1	0	12	12
WRITING MINOR	31	47	0	0	0	0	0	0	31	47	78
SCHOOL TOTALS	223	413	1	2	1	0	1	2	226	417	643
	636		3		1		3		643		

HUMANITIES & SCIENCES - PART TIME UNDERGRADUATE

PROGRAM/CATEGORY	CONTINUING		TRANSFER		READMIT		NEW MATRIC		TOTALS		GRAND
	MALE	FEMALE	MALE	FEMALE	MALE	FEMALE	MALE	FEMALE	MALE	FEMALE	TOTAL
ANTHROPOLOGY MINOR	1	0	0	0	0	0	0	0	1	0	1
ART HISTORY MINOR	0	1	0	0	0	0	0	0	0	1	1
ART MINOR	0	0	0	0	0	0	0	0	0	0	0
BIOLOGY MINOR	0	0	0	0	0	0	0	0	0	0	0
COMPARATIVE LIT MINOR	0	0	0	0	0	0	0	0	0	0	0
COMPUTER INFO SYST MINOR	0	0	0	0	0	0	0	0	0	0	0
COMPUTER INFO SCI MINOR	0	0	0	0	0	0	0	0	0	0	0
COMPUTING MINOR	0	0	0	0	0	0	0	0	0	0	0
DANCE MINOR	0	0	0	0	0	0	0	0	0	0	0
ECONOMICS MINOR	0	0	0	0	0	0	0	0	0	0	0
ENGLISH MINOR	0	0	0	0	0	0	0	0	0	0	0
ENVIRON STUDIES MINOR	0	0	0	0	0	0	0	0	0	0	0
FRENCH MINOR	0	1	0	0	0	0	0	0	0	1	1
GERMAN MINOR	0	0	0	0	0	0	0	0	0	0	0
HEALTH COMMUNIC MINOR	0	0	0	0	0	0	0	0	0	0	0
HISTORY MINOR	0	0	0	0	0	0	0	0	0	0	0
ITALIAN MINOR	0	0	0	0	0	0	0	0	0	0	0
MATHEMATICS MINOR	0	0	0	0	0	0	0	0	0	0	0
PHILOSOPHY MINOR	0	0	0	0	0	0	0	0	0	0	0
PHYSICS MINOR	0	0	0	0	0	0	0	0	0	0	0
POLITICS MINOR	0	0	0	0	0	0	0	0	0	0	0
PSYCHOLOGY MINOR	1	2	0	0	0	0	0	0	1	2	3
RELIGIOUS STUDIES MINOR	0	1	0	0	0	0	0	0	0	1	1
SOCIAL WORK MINOR	0	1	0	0	0	0	0	0	0	1	1
SOCIOLOGY MINOR	0	0	0	0	0	0	0	0	0	0	0
SPANISH MINOR	0	0	0	0	0	0	0	0	0	0	0
SPEECH MINOR	0	2	0	0	0	0	0	0	0	2	2
THEATER MINOR	1	0	0	0	0	0	0	0	1	0	1

WOMEN'S STUDIES MINOR	0	1	0	0	0	0	0	0	0	1	1
WRITING MINOR	0	0	0	0	0	0	0	0	0	0	0
SCHOOL TOTALS	3	9	0	0	0	0	0	0	3	9	12
	12		0		0		0		12		

Enrollment by Standing – Major

HUMANITIES & SCIENCES - FULL TIME UNDERGRADUATE

PROGRAM/CATEGORY	FRESHMAN		SOPHOMORE		JUNIOR		SENIOR		TOTALS		GRAND TOTAL
	MEN	WOMEN	MEN	WOMEN	MEN	WOMEN	MEN	WOMEN	MEN	WOMEN	
ACTING	7	6	6	11	4	6	4	8	21	31	52
ANTHROPOLOGY	2	5	2	7	2	5	5	7	11	24	35
APPLIED ECONOMICS	2	0	3	0	3	0	0	1	8	1	9
APPLIED PSYCHOLOGY	1	4	1	3	3	7	3	3	8	17	25
ART	3	8	0	0	1	1	1	0	5	9	14
ART (BA)	2	1	1	3	2	1	4	0	9	5	14
ART (BFA)	1	0	0	0	2	1	2	0	5	1	6
ART HISTORY	0	3	1	1	1	8	3	4	5	16	21
BIOCHEMISTRY	2	4	2	0	3	4	3	1	10	9	19
BIOCHEMISTRY (7-12)	0	0	0	0	0	0	0	0	0	0	0
BIOCHEMISTRY EDUCATION	0	0	0	0	0	0	0	0	0	0	0
BIOLOGY	22	39	10	28	7	22	7	14	46	103	149
BIOLOGY (7-12)	2	3	0	2	0	0	0	1	2	6	8
BIOLOGY EDUCATION (7-12)	0	0	0	0	0	0	0	0	0	0	0
BIOLOGY/GEN SCIENCE (7-12)	0	0	0	0	0	0	0	0	0	0	0
CHEMISTRY	0	0	0	0	0	0	0	0	0	0	0
CHEMISTRY (7-12)	1	2	0	0	0	1	0	0	1	3	4
CHEMISTRY (BA)	3	0	1	0	0	0	1	0	5	0	5
CHEMISTRY (BS)	4	3	3	1	0	0	3	4	10	8	18
CHEMISTRY 3-2 ENGINEERING	0	0	0	0	0	0	0	0	0	0	0
CHEMISTRY EDUCATION	0	0	0	0	0	0	0	0	0	0	0
CHEMISTRY/GEN SCI (7-12)	0	0	0	0	0	0	0	0	0	0	0
COMPUTER INFO SCIENCE	0	1	2	0	1	1	6	1	9	3	12
COMPUTER INFO SYSTEMS	6	3	0	0	1	1	1	0	8	4	12
COMPUTER SCIENCE - B.A.	11	0	2	1	4	1	5	3	22	5	27
COMPUTER SCIENCE - B.S.	12	1	10	1	3	1	4	1	29	4	33
DRAMA (BA)	4	18	5	12	5	15	4	19	18	64	82
DRAMA - GENERAL	0	0	0	0	0	0	0	0	0	0	0
ECONOMICS	7	3	3	0	3	1	5	1	18	5	23
ENGLISH	12	25	12	16	12	12	5	12	41	65	106
ENGLISH (7-12)	6	10	2	5	4	3	2	13	14	31	45
ENGLISH - GENERAL	0	0	0	0	0	0	0	0	0	0	0
ENGLISH EDUCATION	0	0	0	0	0	0	0	0	0	0	0
ENVIRONMENTAL STUDIES	7	6	4	2	6	1	1	0	18	9	27
EXPLORATORY	177	197	53	56	6	3	0	0	236	256	492
FRENCH	0	1	0	1	0	0	0	1	0	3	3
FRENCH (7-12)	0	0	0	0	0	1	0	1	0	2	2
FRENCH - GENERAL	0	0	0	0	0	0	0	0	0	0	0
FRENCH EDUCATION	0	0	0	0	0	0	0	0	0	0	0
GERMAN	0	0	1	0	0	0	0	0	1	0	1
GERMAN (7-12)	0	0	0	0	0	0	0	0	0	0	0
GERMAN - GENERAL	0	0	0	0	0	0	0	0	0	0	0
GERMAN EDUCATION	0	0	0	0	0	0	0	0	0	0	0
HISTORY	9	4	7	2	13	2	6	1	35	9	44
MATH - ECONOMICS (7-12)	0	0	0	0	0	0	0	0	0	0	0
MATH-PHYSICS (7-12)	0	0	0	0	0	0	0	0	0	0	0
MATHEMATICS	2	1	1	2	5	2	4	0	12	5	17
MATHEMATICS (7-12)	3	5	3	1	2	3	1	1	9	10	19

MATHEMATICS EDUCATION	0	0	0	0	0	0	0	0	0	0	0
MATHEMATICS-COMP SCI 7-12	0	0	0	0	0	0	0	0	0	0	0
MATH-COMPUTER SCIENCE	1	0	1	0	2	1	0	0	4	1	5
MATHEMATICS-GENERAL	0	0	0	0	0	0	0	0	0	0	0
MATHEMATICS/ECONOMICS	1	0	1	0	0	0	1	0	3	0	3
MATHEMATICS/PHYSICS	3	0	0	1	0	1	0	1	3	3	6
MUSICAL THEATER	6	9	5	5	3	2	4	4	18	20	38
PHILOSOPHY	3	1	2	1	2	1	1	0	8	3	11
PHILOSOPHY-RELIGION	1	2	0	0	2	1	0	1	3	4	7
PHYSICS	7	1	4	0	2	0	1	0	14	1	15
PHYSICS (7-12)	1	0	1	0	0	0	1	0	3	0	3
PHYSICS 3-2 ENGINEERING	0	0	0	0	0	0	0	0	0	0	0
PHYSICS EDUCATION	0	0	0	0	0	0	0	0	0	0	0
PHYSICS-COMPUTING EDUC	0	0	0	0	0	0	0	0	0	0	0
PHYSICS-GENERAL SCIENCE	0	0	0	0	0	0	0	0	0	0	0
PLANNED STUDIES	0	0	0	0	0	0	0	0	0	0	0
PLANNED STUDIES (BA)	0	0	0	3	1	7	5	6	6	16	22
PLANNED STUDIES (BS)	0	0	0	0	1	2	0	2	1	4	5
POLITICS	11	9	7	4	9	12	9	9	36	34	70
PSYCHOLOGY	16	54	14	37	8	34	11	32	49	157	206
RELIGIOUS STUDIES	0	1	0	0	0	0	0	1	0	2	2
SOCIAL STUDIES	1	0	0	0	1	0	0	1	2	1	3
SOCIAL STUDIES (7-12)	5	2	4	2	9	2	6	2	24	8	32
SOCIAL STUDIES - GENERAL	0	0	0	0	0	0	0	0	0	0	0
SOCIAL STUDIES EDUCATION	0	0	0	0	0	0	0	0	0	0	0
SOCIOLOGY	2	14	7	27	10	33	13	26	32	100	132
SPANISH	1	3	2	1	1	2	0	2	4	8	12
SPANISH (7-12)	0	0	0	0	2	2	1	0	3	2	5
SPANISH - GENERAL	0	0	0	0	0	0	0	0	0	0	0
SPANISH EDUCATION	0	0	0	0	0	0	0	0	0	0	0
SPEECH COMMUNICATION	0	0	0	0	0	0	0	0	0	0	0
SPEECH COMMUNICATION (BA)	3	1	2	5	11	14	3	5	19	25	44
SPEECH COMMUNICATION (BS)	0	0	0	0	0	0	0	0	0	0	0
SPEECH COMM - GENERAL	3	2	2	1	1	0	0	0	6	3	9
SPEECH COMM EDUCATION	0	0	0	0	0	0	0	0	0	0	0
SPEECH COMM-TEACH ED	0	1	1	0	0	0	1	0	2	1	3
THEATER ARTS - BA DRAMA	0	0	0	0	0	0	0	0	0	0	0
THEATER ARTS MANAGEMENT	0	4	3	3	3	0	3	1	9	8	17
THEAT PROD ARTS-THEAT TECH	0	0	0	0	0	0	0	0	0	0	0
THEAT PROD. ARTS DESIGN	0	0	0	0	0	0	0	0	0	0	0
THEATRICAL PRODUCTION ARTS	12	9	8	3	3	3	5	4	28	19	47
UNKNOWN	0	0	0	0	0	0	0	0	0	0	0
SCHOOL TOTALS	385	466	199	248	164	220	145	194	893	1128	2021
	851		447		384		339		2021		

HUMANITIES & SCIENCES - PART TIME UNDERGRADUATE

PROGRAM/CATEGORY	FRESHMAN		SOPHOMORE		JUNIOR		SENIOR		TOTALS		GRAND
	MEN	WOMEN	MEN	WOMEN	MEN	WOMEN	MEN	WOMEN	MEN	WOMEN	TOTAL
ACTING	0	0	0	0	0	0	0	0	0	0	0
ANTHROPOLOGY	0	0	0	0	0	0	0	1	0	1	1
APPLIED ECONOMICS	0	0	0	0	0	0	0	0	0	0	0
APPLIED PSYCHOLOGY	0	0	0	0	0	0	0	0	0	0	0
ART	0	0	0	0	0	0	0	0	0	0	0
ART (BA)	0	0	0	0	0	0	0	0	0	0	0
ART (BFA)	0	0	0	0	0	0	0	0	0	0	0
ART HISTORY	0	0	0	0	0	0	0	0	0	0	0
BIOCHEMISTRY	0	0	0	0	0	0	0	0	0	0	0

BIOCHEMISTRY (7-12)	0	0	0	0	0	0	0	0	0	0	0
BIOCHEMISTRY EDUCATION	0	0	0	0	0	0	0	0	0	0	0
BIOLOGY	0	0	0	0	0	0	0	0	0	0	0
BIOLOGY (7-12)	0	0	0	0	0	0	0	0	0	0	0
BIOLOGY EDUCATION (7-12)	0	0	0	0	0	0	0	0	0	0	0
BIOLOGY/GEN SCIENCE (7-12)	0	0	0	0	0	0	0	0	0	0	0
CHEMISTRY	0	0	0	0	0	0	0	0	0	0	0
CHEMISTRY (7-12)	0	0	0	0	0	0	0	0	0	0	0
CHEMISTRY (BA)	0	0	0	0	0	0	0	0	0	0	0
CHEMISTRY (BS)	0	0	0	0	0	0	0	0	0	0	0
CHEMISTRY 3-2 ENGINEERING	0	0	0	0	0	0	0	0	0	0	0
CHEMISTRY EDUCATION	0	0	0	0	0	0	0	0	0	0	0
CHEMISTRY/GEN SCI (7-12)	0	0	0	0	0	0	0	0	0	0	0
COMPUTER INFO SCIENCE	0	0	0	0	0	0	0	0	0	0	0
COMPUTER INFO SYSTEMS	0	0	0	0	0	0	0	0	0	0	0
COMPUTER SCIENCE - B.A.	0	0	0	0	0	0	0	0	0	0	0
COMPUTER SCIENCE - B.S.	0	0	0	0	0	0	0	0	0	0	0
DRAMA (BA)	0	0	0	0	0	0	0	0	0	0	0
DRAMA - GENERAL	0	0	0	0	0	0	0	0	0	0	0
ECONOMICS	0	0	0	0	0	0	0	0	0	0	0
ENGLISH	0	0	0	0	0	0	0	0	0	0	0
ENGLISH (7-12)	0	0	0	0	0	0	0	0	0	0	0
ENGLISH - GENERAL	0	0	0	0	0	0	0	0	0	0	0
ENGLISH EDUCATION	0	0	0	0	0	0	0	0	0	0	0
ENVIRONMENTAL STUDIES	0	0	0	0	0	0	1	0	1	0	1
EXPLORATORY	1	1	0	0	0	0	0	0	1	1	2
FRENCH	0	0	0	0	0	0	0	0	0	0	0
FRENCH (7-12)	0	0	0	0	0	0	0	0	0	0	0
FRENCH - GENERAL	0	0	0	0	0	0	0	0	0	0	0
FRENCH EDUCATION	0	0	0	0	0	0	0	0	0	0	0
GERMAN	0	0	0	0	0	0	0	0	0	0	0
GERMAN (7-12)	0	0	0	0	0	0	0	0	0	0	0
GERMAN - GENERAL	0	0	0	0	0	0	0	0	0	0	0
GERMAN EDUCATION	0	0	0	0	0	0	0	0	0	0	0
HISTORY	0	0	0	0	0	0	1	0	1	0	1
MATH - ECONOMICS (7-12)	0	0	0	0	0	0	0	0	0	0	0
MATH-PHYSICIS (7-12)	0	0	0	0	0	0	0	0	0	0	0
MATHEMATICS	0	0	0	0	0	0	0	0	0	0	0
MATHEMATICS (7-12)	0	0	0	0	0	0	0	0	0	0	0
MATHEMATICS EDUCATION	0	0	0	0	0	0	0	0	0	0	0
MATHEMATICS-COMP SCI 7-12	0	0	0	0	0	0	0	0	0	0	0
MATH-COMPUTER SCIENCE	0	0	0	0	0	0	0	0	0	0	0
MATHEMATICS-GENERAL	0	0	0	0	0	0	0	0	0	0	0
MATHEMATICS/ECONOMICS	0	0	0	0	0	0	0	0	0	0	0
MATHEMATICS/PHYSICS	0	0	0	0	0	0	0	0	0	0	0
MUSICAL THEATER	0	0	0	0	0	0	0	0	0	0	0
PHILOSOPHY	0	0	0	0	0	0	0	0	0	0	0
PHILOSOPHY-RELIGION	0	0	0	0	0	0	0	0	0	0	0
PHYSICS	0	0	0	0	0	0	0	0	0	0	0
PHYSICS (7-12)	0	0	0	0	0	0	0	0	0	0	0
PHYSICS 3-2 ENGINEERING	0	0	0	0	0	0	0	0	0	0	0
PHYSICS EDUCATION	0	0	0	0	0	0	0	0	0	0	0
PHYSICS-COMPUTING EDUC	0	0	0	0	0	0	0	0	0	0	0
PHYSICS-GENERAL SCIENCE	0	0	0	0	0	0	0	0	0	0	0
PLANNED STUDIES	0	0	0	0	0	0	0	0	0	0	0
PLANNED STUDIES (BA)	0	0	0	0	0	0	0	0	0	0	0
PLANNED STUDIES (BS)	0	0	0	0	0	0	0	1	0	1	1

POLITICS	0	0	0	0	0	0	0	0	0	0	0
PSYCHOLOGY	0	0	0	0	0	0	0	1	0	1	1
RELIGIOUS STUDIES	0	0	0	0	0	0	0	0	0	0	0
SOCIAL STUDIES	0	0	0	0	0	0	0	0	0	0	0
SOCIAL STUDIES (7-12)	0	0	0	0	0	0	0	1	0	1	1
SOCIAL STUDIES - GENERAL	0	0	0	0	0	0	0	0	0	0	0
SOCIAL STUDIES EDUCATION	0	0	0	0	0	0	0	0	0	0	0
SOCIOLOGY	0	0	0	0	0	3	2	3	2	6	8
SPANISH	0	0	0	0	0	0	0	0	0	0	0
SPANISH (7-12)	0	0	0	0	0	0	0	0	0	0	0
SPANISH - GENERAL	0	0	0	0	0	0	0	0	0	0	0
SPANISH EDUCATION	0	0	0	0	0	0	0	0	0	0	0
SPEECH COMMUNICATION	0	0	0	0	0	0	0	0	0	0	0
SPEECH COMMUNICATION (BA)	0	0	0	0	0	1	1	0	1	1	2
SPEECH COMMUNICATION (BS)	0	0	0	0	0	0	0	0	0	0	0
SPEECH COMM - GENERAL	0	0	0	0	0	0	0	0	0	0	0
SPEECH COMM EDUCATION	0	0	0	0	0	0	0	0	0	0	0
SPEECH COMM-TEACH ED	0	0	0	0	0	0	0	0	0	0	0
THEATER ARTS - BA DRAMA	0	0	0	0	0	0	0	0	0	0	0
THEATER ARTS MANAGEMENT	0	0	0	0	0	0	0	0	0	0	0
THEAT PROD ARTS-THEAT TECH	0	0	0	0	0	0	0	0	0	0	0
THEAT PROD. ARTS DESIGN	0	0	0	0	0	0	0	0	0	0	0
THEATRICAL PRODUCTION ARTS	0	0	0	0	0	0	0	0	0	0	0
UNKNOWN	0	0	0	0	0	0	0	0	0	0	0
SCHOOL TOTALS	1	1	0	0	0	4	5	7	6	12	18
	2		0		4		12		18		

Enrollment by Standing – Minor

HUMANITIES & SCIENCES - FULL TIME UNDERGRADUATE

PROGRAM/CATEGORY	FRESHMAN		SOPHOMORE		JUNIOR		SENIOR		TOTALS		GRAND
	MEN	WOMEN	MEN	WOMEN	MEN	WOMEN	MEN	WOMEN	MEN	WOMEN	TOTAL
ANTHROPOLOGY MINOR	0	1	0	2	1	4	5	6	6	13	19
ART HISTORY MINOR	0	0	4	5	6	7	6	8	16	20	36
ART MINOR	1	1	2	1	2	5	4	6	9	13	22
BIOLOGY MINOR	0	0	0	0	0	2	0	3	0	5	5
COMPARATIVE LIT MINOR	0	0	0	0	0	0	0	1	0	1	1
COMPUTER INFO SYST MINOR	0	0	0	0	0	0	0	0	0	0	0
COMPUTER INFO SCI MINOR	0	0	0	0	3	1	8	1	11	2	13
COMPUTING MINOR	0	0	1	0	4	0	5	0	10	0	10
DANCE MINOR	0	0	0	6	0	7	0	4	0	17	17
ECONOMICS MINOR	0	0	4	1	8	1	6	0	18	2	20
ENGLISH MINOR	0	0	1	1	3	4	3	9	7	14	21
ENVIRON STUDIES MINOR	0	0	0	1	0	0	4	5	4	6	10
FRENCH MINOR	0	0	1	1	0	6	1	7	2	14	16
GERMAN MINOR	0	0	0	0	1	1	1	0	2	1	3
HEALTH COMMUNIC MINOR	0	1	0	1	0	2	0	0	0	4	4
HISTORY MINOR	0	1	5	0	3	7	14	4	22	12	34
ITALIAN MINOR	0	0	0	1	0	2	3	4	3	7	10
MATHEMATICS MINOR	0	0	2	1	3	4	3	4	8	9	17
PHILOSOPHY MINOR	0	0	2	1	4	1	3	4	9	6	15
PHYSICS MINOR	0	0	1	0	0	0	0	0	1	0	1
POLITICS MINOR	0	0	1	2	4	4	11	12	16	18	34
PSYCHOLOGY MINOR	0	1	3	7	3	8	4	21	10	37	47
RELIGIOUS STUDIES MINOR	0	1	1	2	1	3	1	0	3	6	9
SOCIAL WORK MINOR	0	0	0	1	0	6	1	5	1	12	13
SOCIOLOGY MINOR	0	0	1	4	4	14	2	20	7	38	45
SPANISH MINOR	0	1	2	14	6	18	8	28	16	61	77

SPEECH MINOR	0	0	2	7	4	11	4	9	10	27	37
THEATER MINOR	0	0	0	3	2	3	2	7	4	13	17
WOMEN'S STUDIES MINOR	0	3	0	1	0	6	0	2	0	12	12
WRITING MINOR	0	3	12	5	7	24	12	15	31	47	78
SCHOOL TOTALS	1	13	45	68	69	151	111	185	226	417	643
	14		113		220		296		643		

HUMANITIES & SCIENCES - PART TIME UNDERGRADUATE

PROGRAM/CATEGORY	FRESHMAN		SOPHOMORE		JUNIOR		SENIOR		TOTALS		GRAND
	MEN	WOMEN	MEN	WOMEN	MEN	WOMEN	MEN	WOMEN	MEN	WOMEN	TOTAL
ANTHROPOLOGY MINOR	0	0	0	0	0	0	1	0	1	0	1
ART HISTORY MINOR	0	0	0	0	0	0	0	1	0	1	1
ART MINOR	0	0	0	0	0	0	0	0	0	0	0
BIOLOGY MINOR	0	0	0	0	0	0	0	0	0	0	0
COMPARATIVE LIT MINOR	0	0	0	0	0	0	0	0	0	0	0
COMPUTER INFO SYST MINOR	0	0	0	0	0	0	0	0	0	0	0
COMPUTER INFO SCI MINOR	0	0	0	0	0	0	0	0	0	0	0
COMPUTING MINOR	0	0	0	0	0	0	0	0	0	0	0
DANCE MINOR	0	0	0	0	0	0	0	0	0	0	0
ECONOMICS MINOR	0	0	0	0	0	0	0	0	0	0	0
ENGLISH MINOR	0	0	0	0	0	0	0	0	0	0	0
ENVIRON STUDIES MINOR	0	0	0	0	0	0	0	0	0	0	0
FRENCH MINOR	0	0	0	0	0	0	0	1	0	1	1
GERMAN MINOR	0	0	0	0	0	0	0	0	0	0	0
HEALTH COMMUNIC MINOR	0	0	0	0	0	0	0	0	0	0	0
HISTORY MINOR	0	0	0	0	0	0	0	0	0	0	0
ITALIAN MINOR	0	0	0	0	0	0	0	0	0	0	0
MATHEMATICS MINOR	0	0	0	0	0	0	0	0	0	0	0
PHILOSOPHY MINOR	0	0	0	0	0	0	0	0	0	0	0
PHYSICS MINOR	0	0	0	0	0	0	0	0	0	0	0
POLITICS MINOR	0	0	0	0	0	0	0	0	0	0	0
PSYCHOLOGY MINOR	0	0	0	0	0	1	1	1	1	2	3
RELIGIOUS STUDIES MINOR	0	0	0	0	0	0	0	1	0	1	1
SOCIAL WORK MINOR	0	0	0	0	0	0	0	1	0	1	1
SOCIOLOGY MINOR	0	0	0	0	0	0	0	0	0	0	0
SPANISH MINOR	0	0	0	0	0	0	0	0	0	0	0
SPEECH MINOR	0	0	0	0	0	0	0	2	0	2	2
THEATER MINOR	0	0	0	0	0	0	1	0	1	0	1
WOMEN'S STUDIES MINOR	0	0	0	0	0	1	0	0	0	1	1
WRITING MINOR	0	0	0	0	0	0	0	0	0	0	0
SCHOOL TOTALS	0	0	0	0	0	2	3	7	3	9	12
	0		0		2		10		12		

SCHOOL OF MUSIC UNDERGRADUATE ENROLLMENT

Enrollment by Classification – Major

MUSIC - FULL-TIME UNDERGRADUATE

PROGRAM/CATEGORY	CONTINUING		TRANSFERS		READMITS		NEW MATRICS		TOTALS		GRAND
	MALE	FEMALE	MALE	FEMALE	MALE	FEMALE	MALE	FEMALE	MALE	FEMALE	TOTAL
COMPOSITION	8	0	0	0	0	0	2	0	10	0	10
JAZZ STUDIES	5	1	1	0	0	0	5	0	11	1	12
MUSIC (BA DEGREE)	0	0	0	0	0	0	0	0	0	0	0
MUSIC (BA)	1	3	0	0	0	0	0	0	1	3	4
MUSIC COMPOSITION	0	0	0	0	0	0	0	0	0	0	0
MUSIC EDUCATION	45	84	4	2	4	0	26	41	79	127	206
MUSIC EDUCATION GENERAL	0	0	0	0	0	0	0	0	0	0	0

MUSIC THEORY	0	0	0	0	0	0	0	0	0	0	0
MUSIC WITH OUTSIDE FIELD	13	17	0	0	0	0	1	3	14	20	34
PERFORMANCE	29	39	2	2	0	0	6	11	37	52	89
PERFORMANCE MUSIC	0	0	0	0	0	0	0	0	0	0	0
PERFORMANCE/MUSIC EDUC	37	46	2	2	1	0	14	23	54	71	125
RECORDING	3	1	0	0	0	0	4	0	7	1	8
THEORY	1	0	0	0	0	0	0	0	1	0	1
UNDECLARED MUSIC	0	2	0	0	0	0	7	5	7	7	14
SCHOOL TOTALS	142	193	9	6	5	0	65	83	221	282	503
	335		15		5		148		503		

MUSIC - PART-TIME UNDERGRADUATE

PROGRAM/CATEGORY	CONTINUING		TRANSFERS		READMITS		NEW MATRICS		TOTALS		GRAND
	MALE	FEMALE	MALE	FEMALE	MALE	FEMALE	MALE	FEMALE	MALE	FEMALE	TOTAL
COMPOSITION	0	0	0	0	0	0	0	0	0	0	0
JAZZ STUDIES	0	0	0	0	0	0	0	0	0	0	0
MUSIC (BA DEGREE)	0	0	0	0	0	0	0	0	0	0	0
MUSIC (BA)	0	0	0	0	0	0	0	0	0	0	0
MUSIC COMPOSITION	0	0	0	0	0	0	0	0	0	0	0
MUSIC EDUCATION	1	2	0	0	0	0	0	0	1	2	3
MUSIC EDUCATION GENERAL	0	0	0	0	0	0	0	0	0	0	0
MUSIC THEORY	0	0	0	0	0	0	0	0	0	0	0
MUSIC WITH OUTSIDE FIELD	1	0	0	0	0	0	0	0	1	0	1
PERFORMANCE	2	0	0	0	0	0	0	0	2	0	2
PERFORMANCE MUSIC	0	0	0	0	0	0	0	0	0	0	0
PERFORMANCE/MUSIC EDUC	0	0	0	0	0	0	0	0	0	0	0
RECORDING	0	0	0	0	0	0	0	0	0	0	0
THEORY	0	0	0	0	0	0	0	0	0	0	0
UNDECLARED MUSIC	0	0	0	0	0	0	0	0	0	0	0
SCHOOL TOTALS	4	2	0	0	0	0	0	0	4	2	6
	6		0		0		0		6		

Enrollment by Classification – Minor

MUSIC - FULL TIME UNDERGRADUATE

PROGRAM/CATEGORY	CONTINUING		TRANSFER		READMIT		NEW MATRIC		TOTAL		GRAND
	MALE	FEMALE	MALE	FEMALE	MALE	FEMALE	MALE	FEMALE	MALE	FEMALE	TOTAL
MUSIC MINOR	10	19	0	0	0	0	1	4	11	23	34
SCHOOL TOTALS	10	19	0	0	0	0	1	4	11	23	34
	29		0		0		5		34		

MUSIC - PART TIME UNDERGRADUATE

PROGRAM/CATEGORY	CONTINUING		TRANSFER		READMIT		NEW MATRIC		TOTAL		GRAND
	MALE	FEMALE	MALE	FEMALE	MALE	FEMALE	MALE	FEMALE	MALE	FEMALE	TOTAL
MUSIC MINOR	0	0	0	0	0	0	0	0	0	0	0
SCHOOL TOTALS	0	0	0	0	0	0	0	0	0	0	0
	0		0		0		0		0		

Enrollment by Standing – Major

MUSIC - FULL TIME UNDERGRADUATE

PROGRAM/CATEGORY	FRESHMAN		SOPHOMORE		JUNIOR		SENIOR		TOTALS		GRAND
	MEN	WOMEN	MEN	WOMEN	MEN	WOMEN	MEN	WOMEN	MEN	WOMEN	TOTAL
COMPOSITION	2	0	5	0	0	0	3	0	10	0	10
JAZZ STUDIES	6	0	1	0	1	0	3	1	11	1	12
MUSIC (BA DEGREE)	0	0	0	0	0	0	0	0	0	0	0
MUSIC (BA)	0	0	0	0	0	1	1	2	1	3	4
MUSIC COMPOSITION	0	0	0	0	0	0	0	0	0	0	0
MUSIC EDUCATION	32	44	18	25	13	24	16	34	79	127	206
MUSIC EDUCATION GENERAL	0	0	0	0	0	0	0	0	0	0	0

MUSIC THEORY	0	0	0	0	0	0	0	0	0	0	0
MUSIC WITH OUTSIDE FIELD	2	3	1	2	4	5	7	10	14	20	34
PERFORMANCE	8	11	5	13	10	11	14	17	37	52	89
PERFORMANCE MUSIC	0	0	0	0	0	0	0	0	0	0	0
PERFORMANCE/MUSIC EDUC	19	25	8	11	12	11	15	24	54	71	125
RECORDING	4	0	3	1	0	0	0	0	7	1	8
THEORY	0	0	1	0	0	0	0	0	1	0	1
UNDECLARED MUSIC	7	5	0	2	0	0	0	0	7	7	14
SCHOOL TOTALS	80	88	42	54	40	52	59	88	221	282	503
	168		96		92		147		503		

MUSIC - PART TIME UNDERGRADUATE

PROGRAM/CATEGORY	FRESHMAN		SOPHOMORE		JUNIOR		SENIOR		TOTALS		GRAND
	MEN	WOMEN	MEN	WOMEN	MEN	WOMEN	MEN	WOMEN	MEN	WOMEN	TOTAL
COMPOSITION	0	0	0	0	0	0	0	0	0	0	0
JAZZ STUDIES	0	0	0	0	0	0	0	0	0	0	0
MUSIC (BA DEGREE)	0	0	0	0	0	0	0	0	0	0	0
MUSIC (BA)	0	0	0	0	0	0	0	0	0	0	0
MUSIC COMPOSITION	0	0	0	0	0	0	0	0	0	0	0
MUSIC EDUCATION	0	0	0	0	0	0	1	2	1	2	3
MUSIC EDUCATION GENERAL	0	0	0	0	0	0	0	0	0	0	0
MUSIC THEORY	0	0	0	0	0	0	0	0	0	0	0
MUSIC WITH OUTSIDE FIELD	0	0	0	0	0	0	1	0	1	0	1
PERFORMANCE	0	0	0	0	0	0	2	0	2	0	2
PERFORMANCE MUSIC	0	0	0	0	0	0	0	0	0	0	0
PERFORMANCE/MUSIC EDUC	0	0	0	0	0	0	0	0	0	0	0
RECORDING	0	0	0	0	0	0	0	0	0	0	0
THEORY	0	0	0	0	0	0	0	0	0	0	0
UNDECLARED MUSIC	0	0	0	0	0	0	0	0	0	0	0
SCHOOL TOTALS	0	0	0	0	0	0	4	2	4	2	6
	0		0		0		6		6		

Enrollment by Standing – Minor

MUSIC - FULL TIME UNDERGRADUATE

PROGRAM/CATEGORY	FRESHMAN		SOPHOMORE		JUNIOR		SENIOR		TOTALS		GRAND
	MEN	WOMEN	MEN	WOMEN	MEN	WOMEN	MEN	WOMEN	MEN	WOMEN	TOTAL
MUSIC MINOR	2	4	4	5	3	5	2	9	11	23	34
SCHOOL TOTALS	2	4	4	5	3	5	2	9	11	23	34
	6		9		8		11		34		

MUSIC - PART TIME UNDERGRADUATE

PROGRAM/CATEGORY	FRESHMAN		SOPHOMORE		JUNIOR		SENIOR		TOTALS		GRAND
	MEN	WOMEN	MEN	WOMEN	MEN	WOMEN	MEN	WOMEN	MEN	WOMEN	TOTAL
MUSIC MINOR	0	0	0	0	0	0	0	0	0	0	0
SCHOOL TOTALS	0	0	0	0	0	0	0	0	0	0	0
	0		0		0		0		0		

DIVISION OF GRADUATE STUDIES

School Summary

FULL TIME GRADUATE SCHOOL/CATEGORY	CONTINUING		NEW MATRICS		TRANSFERS		TOTALS		GRAND
	MEN	WOMEN	MEN	WOMEN	MEN	WOMEN	MEN	WOMEN	TOTAL
FULL TIME GRADUATE									
COMMUNICATIONS	4	7	4	7	0	0	8	14	22
HLTH SCIENCES & HUMAN PERFR	7	42	31	107	0	0	38	149	187
MUSIC	5	11	4	6	0	0	9	17	26
SCHOOL TOTALS	16	60	39	120	0	0	55	180	235
	76		159		0		235		
PART TIME GRADUATE									
COMMUNICATIONS	5	4	0	1	0	0	5	5	10
HLTH SCIENCES & HUMAN PERFR	0	1	1	1	0	0	1	2	3
MUSIC	0	2	0	0	0	0	0	2	2
SCHOOL TOTALS	5	7	1	2	0	0	6	9	15
	12		3		0		15		

Enrollment by Classification – Major

COMMUNICATIONS - FULL TIME GRADUATE

PROGRAM/CATEGORY	CONTINUING		TRANSFERS		READMITS		NEW MATRICS		GRAND
	MALE	FEMALE	MALE	FEMALE	MALE	FEMALE	MALE	FEMALE	TOTAL
COMMUNICATIONS (MS)	4	7	4	7	0	0	8	14	22
SCHOOL TOTALS	4	7	4	7	0	0	8	14	22
	11		11		0		22		

HLTH SCIENCES & HUMAN PERFRMCE - FULL TIME GRADUATE

PROGRAM/CATEGORY	CONTINUING		TRANSFERS		READMITS		NEW MATRICS		GRAND
	MALE	FEMALE	MALE	FEMALE	MALE	FEMALE	MALE	FEMALE	TOTAL
AUDIOLOGY (MS)	0	2	1	2	0	0	1	4	5
CLIN SCI/PHYS THER (MS)	0	0	20	74	0	0	20	74	94
EXERCISE & SPORT SCI (MS)	4	3	10	10	0	0	14	13	27
OCCUP SCI/OCC THER (MS)	3	21	0	0	0	0	3	21	24
SPEECH-LANGU PATH (MS)	0	12	0	18	0	0	0	30	30
TCH SPCH & HEARING (MS)	0	4	0	3	0	0	0	7	7
SCHOOL TOTALS	7	42	31	107	0	0	38	149	187
	49		138		0		187		

MUSIC - FULL TIME GRADUATE

PROGRAM/CATEGORY	CONTINUING		TRANSFERS		READMITS		NEW MATRICS		GRAND
	MALE	FEMALE	MALE	FEMALE	MALE	FEMALE	MALE	FEMALE	TOTAL
BRASSES (MM)	0	0	0	0	0	0	0	0	0
COMPOSITION (MM)	0	0	0	0	0	0	0	0	0
CONDUCTING (MM)	0	1	1	1	0	0	1	2	3
MUSIC EDUCATION (MM)	2	4	1	1	0	0	3	5	8
MUSIC EDUCATION (MS)	0	0	0	0	0	0	0	0	0
PERFORMANCE (MM)	3	4	2	4	0	0	5	8	13
STRINGS (MM)	0	0	0	0	0	0	0	0	0
SUZUKI PEDAGOGY (MM)	0	2	0	0	0	0	0	2	2
THEORY (MM)	0	0	0	0	0	0	0	0	0
WOODWINDS (MM)	0	0	0	0	0	0	0	0	0
SCHOOL TOTALS	5	11	4	6	0	0	9	17	26
	16		10		0		26		

COMMUNICATIONS - PART TIME GRADUATE

PROGRAM/CATEGORY	CONTINUING		TRANSFERS		READMITS		NEW MATRICS		GRAND
	MALE	FEMALE	MALE	FEMALE	MALE	FEMALE	MALE	FEMALE	TOTAL
COMMUNICATIONS (MS)	5	4	0	1	0	0	5	5	10

SCHOOL TOTALS	5	4	0	1	0	0	5	5	10
	9		1		0		10		

HLTH SCIENCES & HUMAN PERFRMCE - PART TIME GRADUATE

PROGRAM/CATEGORY	CONTINUING		TRANSFERS		READMITS		NEW MATRICS		GRAND
	MALE	FEMALE	MALE	FEMALE	MALE	FEMALE	MALE	FEMALE	TOTAL
AUDIOLOGY (MS)	0	0	0	0	0	0	0	0	0
CLIN SCI/PHYS THER (MS)	0	0	0	0	0	0	0	0	0
EXERCISE & SPORT SCI (MS)	0	0	1	0	0	0	1	0	1
OCCUP SCI/OCC THER (MS)	0	0	0	0	0	0	0	0	0
SPEECH-LANGU PATH (MS)	0	1	0	1	0	0	0	2	2
TCH SPCH & HEARING (MS)	0	0	0	0	0	0	0	0	0
SCHOOL TOTALS	0	1	1	1	0	0	1	2	3
	1		2		0		3		

MUSIC - PART TIME GRADUATE

PROGRAM/CATEGORY	CONTINUING		TRANSFERS		READMITS		NEW MATRICS		GRAND
	MALE	FEMALE	MALE	FEMALE	MALE	FEMALE	MALE	FEMALE	TOTAL
BRASSES (MM)	0	0	0	0	0	0	0	0	0
COMPOSITION (MM)	0	0	0	0	0	0	0	0	0
CONDUCTING (MM)	0	0	0	0	0	0	0	0	0
MUSIC EDUCATION (MM)	0	0	0	0	0	0	0	0	0
MUSIC EDUCATION (MS)	0	0	0	0	0	0	0	0	0
PERFORMANCE (MM)	0	2	0	0	0	0	0	2	2
STRINGS (MM)	0	0	0	0	0	0	0	0	0
SUZUKI PEDAGOGY (MM)	0	0	0	0	0	0	0	0	0
THEORY (MM)	0	0	0	0	0	0	0	0	0
WOODWINDS (MM)	0	0	0	0	0	0	0	0	0
SCHOOL TOTALS	0	2	0	0	0	0	0	2	2
	2		0		0		2		

OPENING ENROLLMENT GLOSSARY

Degree Credit: Students enrolled in courses for credit that are recognized by Ithaca College as seeking a degree.

Full-time Undergraduate: A student enrolled at the undergraduate level for 12 or more credits.

Affiliate: A system whereby students at Ithaca College enroll at another college in which Ithaca College has an affiliation agreement (domestic and international) and are guaranteed appropriate academic credit for their study. Grades received are calculated into their GPA and for all purposes are considered to be enrolled at Ithaca College.

Ex-Mu: A student enrolled on a course-by-course basis without being admitted (matriculated) into a degree or certificate program.

FTE: Full-time equivalent for undergraduate students is the sum of credit hours attempted divided by 15. Full-time equivalent for graduate students is the sum of credit hours attempted divided by 12.

Full-time graduate: A student enrolled at the graduate level for 9 or more credits.

New Matrics: A student attending Ithaca College for the first time at the level enrolled (Undergraduate, Graduate, Ex-Mu)

Non-degree: A student attending Ithaca College with enrollment in courses for credit but not seeking a degree or certificate.

Freshman: A student enrolled in an undergraduate degree program who has completed between 0 and 29.9 credits from all sources.

Sophomore: A student enrolled in an undergraduate degree program who has completed between 30 and 59.9 credits from all sources.

Junior: A student enrolled in an undergraduate degree program who has completed between 60 and 89.9 credits from all sources.

Senior: A student enrolled in an undergraduate degree program who has completed at least 90.0 credits from all sources.

Note: Students with more than one declared major or minor are reflected in the majors and minors breakdown. The headcount is an unduplicated number.