

# ITHACA COLLEGE

## OFFICIAL OPENING ENROLLMENT

### SPRING 2000

February 14, 2000



---

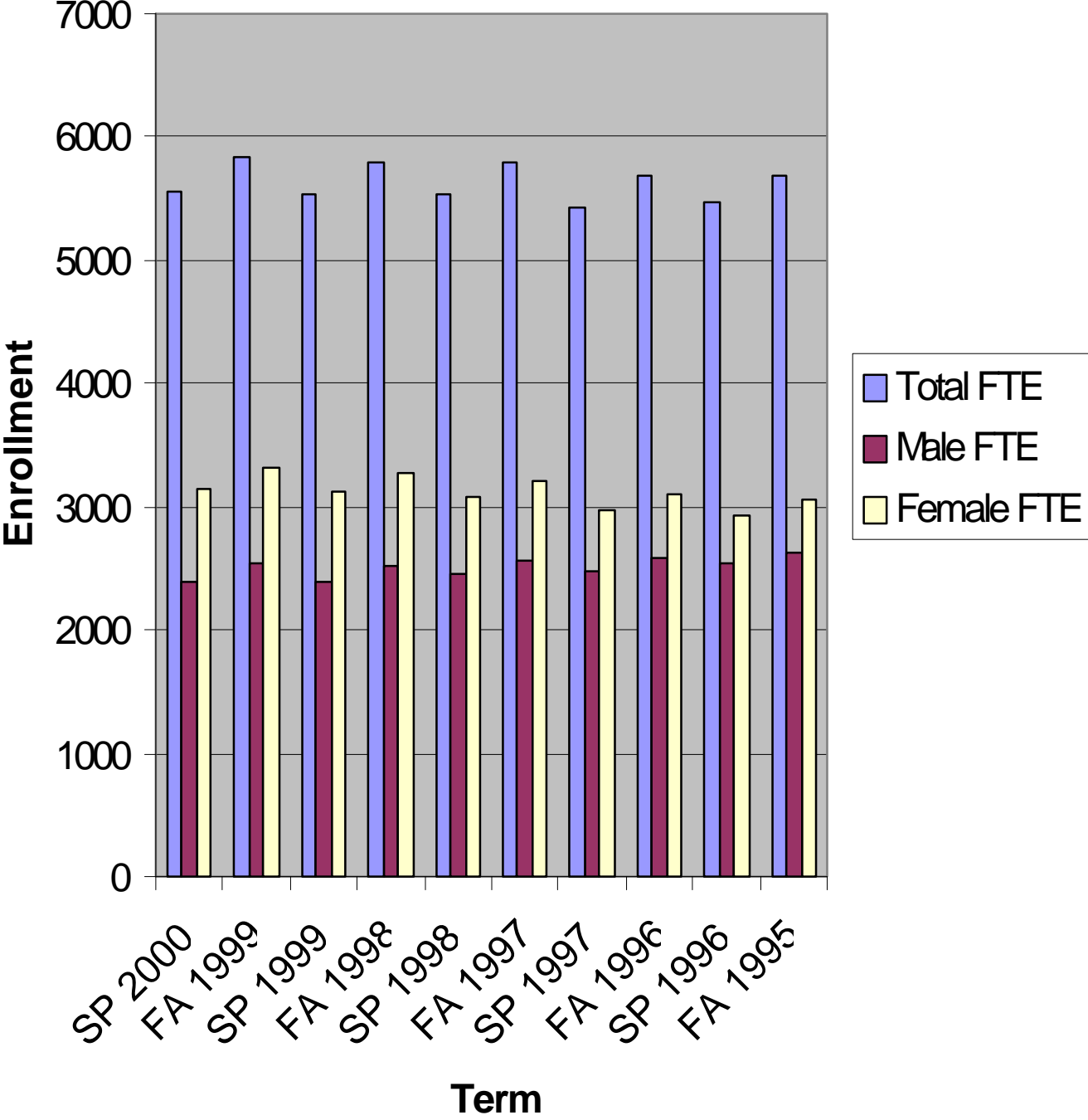
CONTENTS:	Page
College Summary	1
Undergraduate Summary	3
School of Business	5
Park School of Communications	7
School of Health Sciences & Human Performance	9
School of Humanities & Sciences	12
School of Music	21
Division of Graduate Studies	25
Opening Enrollment Glossary	26

---

# COLLEGE SUMMARY – SPRING 2000

CLASSIFICATION		MALE HEADCOUNT	MALE F.T.E.	FEMALE HEADCOUNT	FEMALE F.T.E.	TOTAL HEADCOUNT	TOTAL F.T.E.
<b>UNDERGRADUATE</b>							
DEGREE CREDIT							
	FULL TIME						
		Ithaca College	2237	2237	2817	2817	5054
		Los Angeles	22	22	25	25	47
		London	28	28	69	69	97
		Affiliate	12	12	18	18	30
	FULL TIME DEGREE CR TOTAL		2299	2299	2929	2929	5228
	PART TIME						
		Ithaca College	39	24.1	47	27.4	86
	PART TIME DEGREE CR TOTAL		39	24.1	47	27.4	86
	DEGREE CREDIT TOTAL		2338	2323.1	2976	2956.4	5314
NON DEGREE CREDIT (INCL CONT ED)							
	FULL TIME						
		Ithaca College	4	4	3	3	7
		London	1	1	2	2	3
		Singapore/IC	2	2	3	3	5
	FULL TIME NON DEGREE TOTAL		7	7	8	8	15
	PART TIME						
		Cornell Exch	19	5.3	36	10.4	55
		Ithaca College	20	5.9	42	10.3	62
	PART TIME NON DEGREE TOTAL		39	11.2	78	20.7	117
	NON-DEGREE TOTAL		46	18.2	86	28.7	132
	<b>UNDERGRADUATE TOTAL</b>		<b>2384</b>	<b>2341.3</b>	<b>3062</b>	<b>2985.1</b>	<b>5446</b>
GRADUATE STUDIES AND CONT EDUC							
GRADUATE STUDIES							
	FULL TIME		49	49	157	157	206
	PART TIME		9	4.1	15	7.6	24
	GRADUATE TOTAL		58	53.1	172	164.6	230
EXMU (GRAD)							
	FULL TIME		0	0	0	0	0
	PART TIME		3	1.3	7	3.7	10
	EXMU TOTAL		3	1.3	7	3.7	10
	<b>GRADUATE AND CONT EDUC TOTAL</b>		<b>61</b>	<b>54.4</b>	<b>179</b>	<b>168.2</b>	<b>240</b>
	<b>ITHACA COLLEGE ENROLLMENT</b>		<b>2445</b>	<b>2395.7</b>	<b>3241</b>	<b>3153.3</b>	<b>5549</b>

# Total Full Time Equivalent (5) Year Trend Analysis



## UNDERGRADUATE SUMMARY

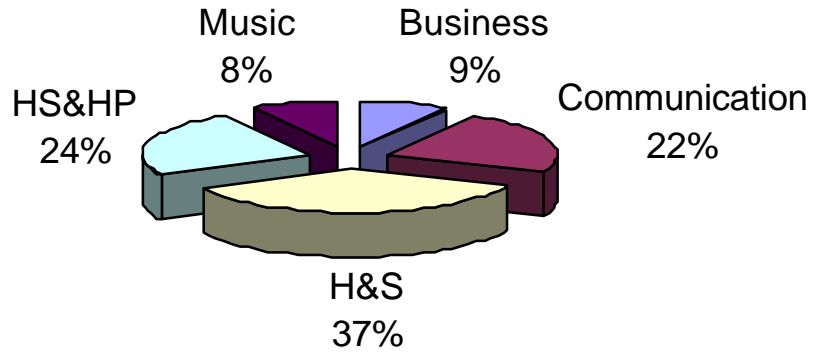
### Total Matriculated Undergraduate Enrollment by Classification

SCHOOL/CATEGORY	CONTINUING		TRANSFERS		READMITS		NEW MATRICS		TOTALS		GRAND
	MALE	FEMALE	MALE	FEMALE	MALE	FEMALE	MALE	FEMALE	MALE	FEMALE	TOTAL
<b>FULL TIME UNDERGRADUATE</b>											
BUSINESS	279	164	2	3	3	0	1	0	285	167	452
COMMUNICATIONS	560	601	1	3	1	2	0	0	562	606	1168
HUMANITIES & SCIENCES	808	1041	7	10	12	11	3	4	830	1066	1896
HLTH SCIENCES & HUMAN PERFRMCE	429	831	2	7	1	0	0	0	432	838	1270
MUSIC	190	251	0	0	0	1	0	0	190	252	442
<b>SCHOOL TOTALS</b>	2266	2888	12	23	17	14	4	4	2299	2929	5228
	5154		35		31		8		5228		
<b>PART TIME UNDERGRADUATE</b>											
BUSINESS	7	8	1	1	0	0	0	0	8	9	17
COMMUNICATIONS	4	7	0	0	0	0	0	0	4	7	11
HUMANITIES & SCIENCES	11	15	1	0	0	1	0	0	12	16	28
HLTH SCIENCES & HUMAN PERFRMCE	9	10	1	0	0	0	0	0	10	10	20
MUSIC	5	5	0	0	0	0	0	0	5	5	10
<b>SCHOOL TOTALS</b>	36	45	3	1	0	1	0	0	39	47	86
	81		4		1		0		86		

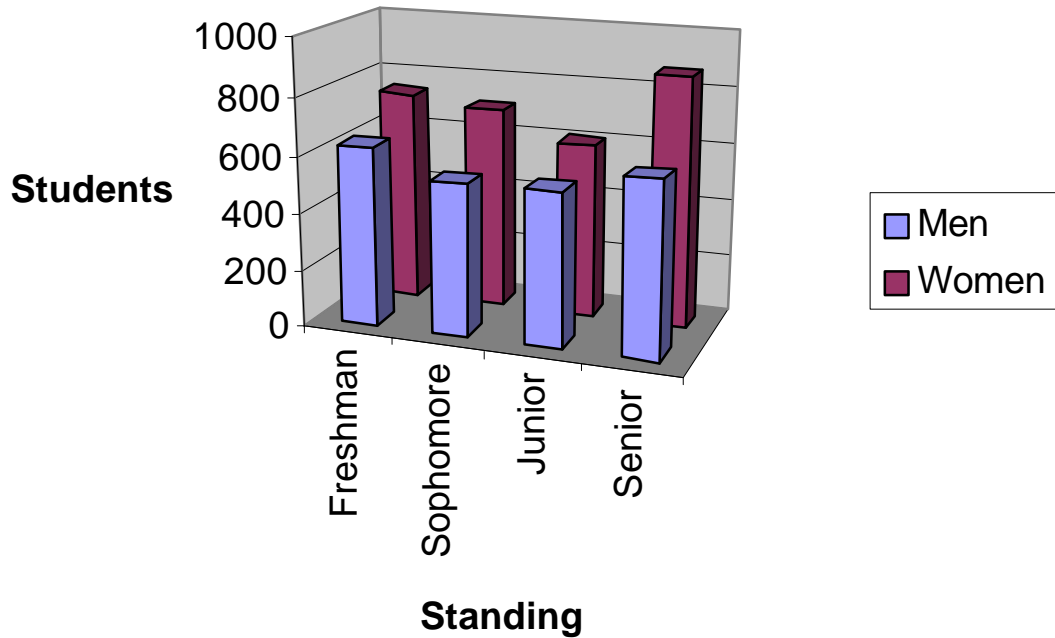
### Total Matriculated Undergraduate Enrollment by Standing

<b>FULL TIME UNDERGRADUATE</b>											
	FRESHMAN		SOPHOMORE		JUNIOR		SENIOR		TOTALS		GRAND
	MEN	WOMEN	MEN	WOMEN	MEN	WOMEN	MEN	WOMEN	MEN	WOMEN	TOTAL
BUSINESS	88	47	55	43	66	32	76	45	285	167	452
COMMUNICATIONS	138	144	121	151	132	154	171	157	562	606	1168
HUMANITIES & SCIENCES	265	338	202	254	183	213	180	261	830	1066	1896
HLTH SCIENCES & HUMAN PERFRMCE	82	151	106	202	116	162	128	323	432	838	1270
MUSIC	53	60	46	57	38	50	53	85	190	252	442
<b>SCHOOL TOTALS</b>	626	740	530	707	535	611	608	871	2299	2929	5228
	1366		1237		1146		1479		5228		
<b>PART TIME UNDERGRADUATE</b>											
BUSINESS	1	0	2	1	0	3	5	5	8	9	17
COMMUNICATIONS	0	0	0	0	1	0	3	7	4	7	11
HUMANITIES & SCIENCES	0	2	0	0	2	2	10	12	12	16	28
HLTH SCIENCES & HUMAN PERFRMCE	0	0	1	1	2	0	7	9	10	10	20
MUSIC	0	0	0	0	0	0	5	5	5	5	10
<b>SCHOOL TOTALS</b>	1	2	3	2	5	5	30	38	39	47	86
	3		5		10		68		86		

## Spring 2000 Total Undergraduate Enrollment by School



## Spring 2000 Total Undergraduate Enrollment By Standing



## SCHOOL OF BUSINESS UNDERGRADUATE ENROLLMENT

### Enrollment by Classification – Major

#### BUSINESS - FULL-TIME UNDERGRADUATE ENROLLMENT

PROGRAM/CATEGORY	CONTINUING		TRANSFERS		READMITS		NEW MATRICS		TOTALS		GRAND
	MALE	FEMALE	MALE	FEMALE	MALE	FEMALE	MALE	FEMALE	MALE	FEMALE	TOTAL
ACCOUNTING	17	19	0	0	0	0	0	0	17	19	36
BUSINESS ADMINISTRATION	150	96	2	3	1	0	1	0	154	99	253
FINANCE	23	12	0	0	0	0	0	0	23	12	35
HUMAN RESOURCE MGMT	0	0	0	0	0	0	0	0	0	0	0
INTERNATIONAL BUSINESS	18	16	0	0	0	0	0	0	18	16	34
MANAGEMENT	52	12	0	0	2	0	0	0	54	12	66
MARKETING	19	9	0	0	0	0	0	0	19	9	28
SCHOOL TOTALS	279	164	2	3	3	0	1	0	285	167	452
	443		5		3		1		452		

#### BUSINESS - PART-TIME UNDERGRADUATE ENROLLMENT

PROGRAM/CATEGORY	CONTINUING		TRANSFERS		READMITS		NEW MATRICS		TOTALS		GRAND
	MALE	FEMALE	MALE	FEMALE	MALE	FEMALE	MALE	FEMALE	MALE	FEMALE	TOTAL
ACCOUNTING	1	2	0	0	0	0	0	0	1	2	3
BUSINESS ADMINISTRATION	2	5	1	0	0	0	0	0	3	5	8
FINANCE	1	0	0	0	0	0	0	0	1	0	1
HUMAN RESOURCE MGMT	0	0	0	0	0	0	0	0	0	0	0
INTERNATIONAL BUSINESS	1	0	0	0	0	0	0	0	1	0	1
MANAGEMENT	2	1	0	1	0	0	0	0	2	2	4
MARKETING	0	0	0	0	0	0	0	0	0	0	0
SCHOOL TOTALS	7	8	1	1	0	0	0	0	8	9	17
	15		2		0		0		17		

### Enrollment by Classification – Minor

#### BUSINESS - FULL TIME UNDERGRADUATE

PROGRAM/CATEGORY	CONTINUING		TRANSFER		READMIT		NEW MATRIC		TOTAL		GRAND
	MALE	FEMALE	MALE	FEMALE	MALE	FEMALE	MALE	FEMALE	MALE	FEMALE	TOTAL
CORP FINANCE MINOR	3	0	0	0	0	0	0	0	3	0	3
FINANCE MINOR	4	2	0	0	0	0	0	0	4	2	6
FINANCIAL INST. MINOR	1	3	0	0	0	0	0	0	1	3	4
FIN INVESTMENTS MINOR	1	1	0	0	0	0	0	0	1	1	2
GENERAL BUSINESS MINOR	16	22	0	0	0	0	0	0	16	22	38
INT'L BUS STUDIES MINOR	2	5	0	0	0	0	0	0	2	5	7
LEGAL STUDIES MINOR	15	35	0	0	0	0	0	0	15	35	50
MARKETING MINOR	11	14	0	0	0	0	0	0	11	14	25
ORG'L STUDIES MINOR	0	1	0	0	0	0	0	0	0	1	1
SCHOOL TOTALS	53	83	0	0	0	0	0	0	53	83	136
	136		0		0		0		136		

#### BUSINESS - PART TIME UNDERGRADUATE

PROGRAM/CATEGORY	CONTINUING		TRANSFER		READMIT		NEW MATRIC		TOTAL		GRAND
	MALE	FEMALE	MALE	FEMALE	MALE	FEMALE	MALE	FEMALE	MALE	FEMALE	TOTAL
CORP FINANCE MINOR	0	0	0	0	0	0	0	0	0	0	0
FINANCE MINOR	0	0	0	0	0	0	0	0	0	0	0
FINANCIAL INST MINOR	0	0	0	0	0	0	0	0	0	0	0
FIN INVESTMENTS MINOR	0	0	0	0	0	0	0	0	0	0	0
GENERAL BUSINESS MINOR	0	1	0	0	0	0	0	0	0	1	1
INT'L BUS STUDIES MINOR	0	0	0	0	0	0	0	0	0	0	0
LEGAL STUDIES MINOR	0	0	0	0	0	0	0	0	0	0	0
MARKETING MINOR	0	1	0	0	0	0	0	0	0	1	1
ORG'L STUDIES MINOR	0	0	0	0	0	0	0	0	0	0	0
SCHOOL TOTALS	0	2	0	0	0	0	0	0	0	2	2
	2		0		0		0		2		

## Enrollment by Standing – Major

### BUSINESS - FULL TIME UNDERGRADUATE

PROGRAM/CATEGORY	FRESHMAN		SOPHOMORE		JUNIOR		SENIOR		TOTALS		GRAND
	MEN	WOMEN	MEN	WOMEN	MEN	WOMEN	MEN	WOMEN	MEN	WOMEN	TOTAL
ACCOUNTING	3	2	4	4	3	2	7	11	17	19	36
BUSINESS ADMINISTRATION	85	45	21	29	30	16	18	9	154	99	253
FINANCE	0	0	4	3	6	4	13	5	23	12	35
HUMAN RESOURCE MGMT	0	0	0	0	0	0	0	0	0	0	0
INTERNATIONAL BUSINESS	0	0	2	5	5	4	11	7	18	16	34
MANAGEMENT	0	0	20	1	14	3	20	8	54	12	66
MARKETING	0	0	4	1	8	3	7	5	19	9	28
SCHOOL TOTALS	88	47	55	43	66	32	76	45	285	167	452
	135		98		98		121		452		

### BUSINESS - PART TIME UNDERGRADUATE

PROGRAM/CATEGORY	FRESHMAN		SOPHOMORE		JUNIOR		SENIOR		TOTALS		GRAND
	MEN	WOMEN	MEN	WOMEN	MEN	WOMEN	MEN	WOMEN	MEN	WOMEN	TOTAL
ACCOUNTING	0	0	1	0	0	1	0	1	1	2	3
BUSINESS ADMINISTRATION	1	0	1	0	0	2	1	3	3	5	8
FINANCE	0	0	0	0	0	0	1	0	1	0	1
HUMAN RESOURCE MGMT	0	0	0	0	0	0	0	0	0	0	0
INTERNATIONAL BUSINESS	0	0	0	0	0	0	1	0	1	0	1
MANAGEMENT	0	0	0	1	0	0	2	1	2	2	4
MARKETING	0	0	0	0	0	0	0	0	0	0	0
SCHOOL TOTALS	1	0	2	1	0	3	5	5	8	9	17
	1		3		3		10		17		

## Enrollment by Standing – Minor

### BUSINESS - FULL TIME UNDERGRADUATE

PROGRAM/CATEGORY	FRESHMAN		SOPHOMORE		JUNIOR		SENIOR		TOTALS		GRAND
	MEN	WOMEN	MEN	WOMEN	MEN	WOMEN	MEN	WOMEN	MEN	WOMEN	TOTALS
CORP FINANCE MINOR	0	0	0	0	2	0	1	0	3	0	3
FINANCE MINOR	1	0	0	1	2	1	1	0	4	2	6
FINANCIAL INST MINOR	0	0	0	1	1	0	0	2	1	3	4
FIN INVESTMENTS MINOR	0	0	0	0	0	0	1	1	1	1	2
GENERAL BUSINESS MINOR	2	0	2	4	4	5	8	13	16	22	38
INT'L BUS STUDIES MINOR	0	1	0	0	1	1	1	3	2	5	7
LEGAL STUDIES MINOR	0	0	0	9	6	10	9	16	15	35	50
MARKETING MINOR	2	0	1	6	5	4	3	4	11	14	25
ORG'L STUDIES MINOR	0	0	0	0	0	0	0	1	0	1	1
SCHOOL TOTALS	5	1	3	21	21	21	24	40	53	83	136
	6		24		42		64		136		

### BUSINESS - PART TIME UNDERGRADUATE

PROGRAM/CATEGORY	FRESHMAN		SOPHOMORE		JUNIOR		SENIOR		TOTALS		GRAND
	MEN	WOMEN	MEN	WOMEN	MEN	WOMEN	MEN	WOMEN	MEN	WOMEN	TOTAL
CORP FINANCE MINOR	0	0	0	0	0	0	0	0	0	0	0
FINANCE MINOR	0	0	0	0	0	0	0	0	0	0	0
FINANCIAL INST MINOR	0	0	0	0	0	0	0	0	0	0	0
FIN INVESTMENTS MINOR	0	0	0	0	0	0	0	0	0	0	0
GENERAL BUSINESS MINOR	0	0	0	0	0	0	0	1	0	1	1
INT'L BUS STUDIES MINOR	0	0	0	0	0	0	0	0	0	0	0
LEGAL STUDIES MINOR	0	0	0	0	0	0	0	0	0	0	0
MARKETING MINOR	0	0	0	0	0	0	0	1	0	1	1
ORG'L STUDIES MINOR	0	0	0	0	0	0	0	0	0	0	0
SCHOOL TOTALS	0	0	0	0	0	0	0	2	0	2	2
	0		0		0		2		2		

# SCHOOL OF COMMUNICATIONS UNDERGRADUATE ENROLLMENT

## Enrollment by Classification – Major

### COMMUNICATIONS - FULL-TIME UNDERGRADUATE ENROLLMENT

PROGRAM/CATEGORY	CONTINUING		TRANSFERS		READMITS		NEW MATRICS		TOTALS		GRAND
	MALE	FEMALE	MALE	FEMALE	MALE	FEMALE	MALE	FEMALE	MALE	FEMALE	TOTAL
CINEMA AND PHOTOGRAPHY	128	83	0	0	1	1	0	0	129	84	213
CORPORATE COMM	20	38	0	0	0	1	0	0	20	39	59
FILM, PHOTO & VISUAL ART	30	19	0	0	0	0	0	0	30	19	49
JOURNALISM	57	101	0	1	0	0	0	0	57	102	159
MEDIA STUDIES	5	9	0	0	0	0	0	0	5	9	14
ORG COMM, LEARN, & DSGN	31	60	0	1	0	0	0	0	31	61	92
TELECOMM MANAGEMENT	6	10	0	0	0	0	0	0	6	10	16
TELEVISION-RADIO	283	281	1	1	0	0	0	0	284	282	566
SCHOOL TOTALS	560	601	1	3	1	2	0	0	562	606	1168
	1161		4		3		0		1168		

### COMMUNICATIONS - PART-TIME UNDERGRADUATE ENROLLMENT

PROGRAM/CATEGORY	CONTINUING		TRANSFERS		READMITS		NEW MATRICS		TOTALS		GRAND
	MALE	FEMALE	MALE	FEMALE	MALE	FEMALE	MALE	FEMALE	MALE	FEMALE	TOTAL
CINEMA AND PHOTOGRAPHY	1	3	0	0	0	0	0	0	1	3	4
CORPORATE COMM	0	0	0	0	0	0	0	0	0	0	0
FILM, PHOTO & VISUAL ART	0	0	0	0	0	0	0	0	0	0	0
JOURNALISM	0	0	0	0	0	0	0	0	0	0	0
MEDIA STUDIES	0	0	0	0	0	0	0	0	0	0	0
ORG COMM, LEARN, & DSGN	1	0	0	0	0	0	0	0	1	0	1
TELECOMM MANAGEMENT	1	0	0	0	0	0	0	0	1	0	1
TELEVISION-RADIO	1	4	0	0	0	0	0	0	1	4	5
SCHOOL TOTALS	4	7	0	0	0	0	0	0	4	7	11
	11		0		0		0		11		

## Enrollment by Classification – Minor

### COMMUNICATIONS - FULL TIME UNDERGRADUATE

PROGRAM/CATEGORY	CONTINUING		TRANSFER		READMIT		NEW MATRIC		TOTAL		GRAND
	MALE	FEMALE	MALE	FEMALE	MALE	FEMALE	MALE	FEMALE	MALE	FEMALE	TOTAL
ADVERTISING & PUBL REL MINOR	21	59	0	1	0	0	0	0	21	60	81
AUDIO PRODUCTION MINOR	10	5	0	0	0	0	0	0	10	5	15
CORPORATE COMMUNICATION MINOR	2	4	0	0	0	0	0	0	2	4	6
INTERNATIONAL COMMUNICAT MINOR	1	1	0	0	0	0	0	0	1	1	2
JOURNALISM MINOR	2	1	0	0	0	0	0	0	2	1	3
MEDIA STUDIES MINOR	2	1	0	0	0	0	0	0	2	1	3
ORG COMM, LRNG & DESIGN MINOR	5	7	0	0	0	0	0	0	5	7	12
SCRIPTWRITING MINOR	2	2	0	0	0	0	0	0	2	2	4
STILL PHOTOGRAPHY MINOR	4	11	0	0	0	0	0	0	4	11	15
SCHOOL TOTALS	49	91	0	1	0	0	0	0	49	92	141
	140		1		0		0		141		

### COMMUNICATIONS - PART TIME UNDERGRADUATE

PROGRAM/CATEGORY	CONTINUING		TRANSFER		READMIT		NEW MATRIC		TOTAL		GRAND
	MALE	FEMALE	MALE	FEMALE	MALE	FEMALE	MALE	FEMALE	MALE	FEMALE	TOTAL
ADVERTISING & PUBL REL MINOR	1	0	0	0	0	0	0	0	1	0	1
AUDIO PRODUCTION MINOR	1	0	0	0	0	0	0	0	1	0	1
CORPORATE COMMUNICATION MINOR	0	0	0	0	0	0	0	0	0	0	0
INTERNATIONAL COMMUNICAT MINOR	0	0	0	0	0	0	0	0	0	0	0
JOURNALISM MINOR	0	0	0	0	0	0	0	0	0	0	0
MEDIA STUDIES MINOR	0	0	0	0	0	0	0	0	0	0	0
ORG COMM, LRNG & DESIGN MINOR	0	0	0	0	0	0	0	0	0	0	0
SCRIPTWRITING MINOR	0	0	0	0	0	0	0	0	0	0	0
STILL PHOTOGRAPHY MINOR	0	0	0	0	0	0	0	0	0	0	0

SCHOOL TOTALS	2	0	0	0	0	0	0	0	0	2	0	2
	2		0		0		0		0	2		

### Enrollment by Standing – Major

#### COMMUNICATIONS - FULL TIME UNDERGRADUATE

PROGRAM/CATEGORY	FRESHMAN		SOPHOMORE		JUNIOR		SENIOR		TOTALS		GRAND
	MEN	WOMEN	MEN	WOMEN	MEN	WOMEN	MEN	WOMEN	MEN	WOMEN	TOTAL
CINEMA AND PHOTOGRAPHY	36	14	27	20	26	26	40	24	129	84	213
CORPORATE COMMUNICATION	0	0	0	2	7	14	13	23	20	39	59
FILM, PHOTO & VISUAL ART	13	7	5	4	6	2	6	6	30	19	49
JOURNALISM	14	33	18	28	11	16	14	25	57	102	159
MEDIA STUDIES	4	1	0	4	0	3	1	1	5	9	14
ORG COMM, LRNG, & DESIGN	8	13	7	24	11	12	5	12	31	61	92
TELECOMM MANAGEMENT	2	1	3	2	0	4	1	3	6	10	16
TELEVISION-RADIO	61	75	61	67	71	77	91	63	284	282	566
SCHOOL TOTALS	138	144	121	151	132	154	171	157	562	606	1168
	282		272		286		328		1168		

#### COMMUNICATIONS - PART TIME UNDERGRADUATE

PROGRAM/CATEGORY	FRESHMAN		SOPHOMORE		JUNIOR		SENIOR		TOTALS		GRAND
	MEN	WOMEN	MEN	WOMEN	MEN	WOMEN	MEN	WOMEN	MEN	WOMEN	TOTAL
CINEMA AND PHOTOGRAPHY	0	0	0	0	0	0	1	3	1	3	4
CORPORATE COMMUNICATION	0	0	0	0	0	0	0	0	0	0	0
FILM, PHOTO & VISUAL ART	0	0	0	0	0	0	0	0	0	0	0
JOURNALISM	0	0	0	0	0	0	0	0	0	0	0
MEDIA STUDIES	0	0	0	0	0	0	0	0	0	0	0
ORG COMM, LRNG, & DESIGN	0	0	0	0	1	0	0	0	1	0	1
TELECOMM MANAGEMENT	0	0	0	0	0	0	1	0	1	0	1
TELEVISION-RADIO	0	0	0	0	0	0	1	4	1	4	5
SCHOOL TOTALS	0	0	0	0	1	0	3	7	4	7	11
	0		0		1		10		11		

### Enrollment by Standing – Minor

#### COMMUNICATIONS - FULL TIME UNDERGRADUATE

PROGRAM/CATEGORY	FRESHMAN		SOPHOMORE		JUNIOR		SENIOR		TOTALS		GRAND
	MEN	WOMEN	MEN	WOMEN	MEN	WOMEN	MEN	WOMEN	MEN	WOMEN	TOTAL
ADVER & PUBL REL MINOR	2	2	3	20	6	19	10	19	21	60	81
AUDIO PRODUCTION MINOR	1	0	1	0	1	4	7	1	10	5	15
CORPORATE COMM MINOR	0	0	0	0	1	1	1	3	2	4	6
INT'L COMMUNICATION MINOR	0	0	0	0	1	0	0	1	1	1	2
JOURNALISM MINOR	0	0	2	1	0	0	0	0	2	1	3
MEDIA STUDIES MINOR	0	0	1	0	1	1	0	0	2	1	3
ORG COMM, LRNG & DSGN MNR	1	1	1	4	2	1	1	1	5	7	12
SCRIPTWRITING MINOR	0	1	0	0	1	1	1	0	2	2	4
STILL PHOTOGRAPHY MINOR	1	1	0	2	1	5	2	3	4	11	15
SCHOOL TOTALS	5	5	8	27	14	32	22	28	49	92	141
	10		35		46		50		141		

#### COMMUNICATIONS - PART TIME UNDERGRADUATE

PROGRAM/CATEGORY	FRESHMAN		SOPHOMORE		JUNIOR		SENIOR		TOTALS		GRAND
	MEN	WOMEN	MEN	WOMEN	MEN	WOMEN	MEN	WOMEN	MEN	WOMEN	TOTAL
ADVER & PUBL REL MINOR	0	0	0	0	1	0	0	0	1	0	1
AUDIO PRODUCTION MINOR	0	0	0	0	0	0	1	0	1	0	1
CORPORATE COMM MINOR	0	0	0	0	0	0	0	0	0	0	0
INT'L COMMUNICATION MINOR	0	0	0	0	0	0	0	0	0	0	0
JOURNALISM MINOR	0	0	0	0	0	0	0	0	0	0	0
MEDIA STUDIES MINOR	0	0	0	0	0	0	0	0	0	0	0
ORG COMM, LRNG & DSGN MNR	0	0	0	0	0	0	0	0	0	0	0
SCRIPTWRITING MINOR	0	0	0	0	0	0	0	0	0	0	0

STILL PHOTOGRAPHY MINOR	0	0	0	0	0	0	0	0	0	0	0
SCHOOL TOTALS	0	0	0	0	1	0	1	0	2	0	2
	0	0	0	0	1	0	1	0	2	0	2

## SCHOOL OF HS&HP UNDERGRADUATE ENROLLMENT

### Enrollment by Classification – Major

#### HLTH SCIENCES & HUMAN PERFRMCE - FULL-TIME UNDERGRADUATE ENROLLMENT

PROGRAM/CATEGORY	CONTINUING		TRANSFERS		READMITS		NEW MATRICS		TOTALS		GRAND
	MALE	FEMALE	MALE	FEMALE	MALE	FEMALE	MALE	FEMALE	MALE	FEMALE	TOTAL
ADMIN OF HLTH SERVICES	5	11	0	0	0	0	0	0	5	11	16
ATHLETIC TRAIN/EXER SCI	25	40	0	0	0	0	0	0	25	40	65
CLIN SCI/PHYS THRPY (BS)	75	240	0	0	0	0	0	0	75	240	315
CLINICAL SCI (4 YEAR PGM)	0	0	0	0	0	0	0	0	0	0	0
COMMUNITY HEALTH EDUC	4	29	0	0	0	0	0	0	4	29	33
EXERCISE SCIENCE	31	63	0	1	1	0	0	0	32	64	96
FIT & CARD REHAB/EX SCI	23	29	1	0	0	0	0	0	24	29	53
HLTH & PHYS ED TCHR K-12	46	31	0	1	0	0	0	0	46	32	78
HEALTH ED. TEACHER CERT.	0	0	0	0	0	0	0	0	0	0	0
HLTH SCI PREPROFESSIONL	16	26	0	0	0	0	0	0	16	26	42
HLTH SERVICES ADMIN	10	8	0	0	0	0	0	0	10	8	18
HEALTH TEACHER (K-12)	4	7	0	1	0	0	0	0	4	8	12
LEISURE SERVICES	9	11	0	0	0	0	0	0	9	11	20
OCC SCI/OCC THER (BS)	11	112	0	0	0	0	0	0	11	112	123
OCCUPATIONAL SCIENCE	0	0	0	0	0	0	0	0	0	0	0
PHYSICAL ED. TCHR CERT.	0	0	0	0	0	0	0	0	0	0	0
PHYS EDUC TEACH(K-12)	26	3	0	1	0	0	0	0	26	4	30
RECR AND LEISURE STUDIES	3	1	0	0	0	0	0	0	3	1	4
SPCH LANG PATH & AUDIO	3	34	0	2	0	0	0	0	3	36	39
SPORT MANAGEMENT	69	25	1	0	0	0	0	0	70	25	95
SPORT STUDIES	15	5	0	0	0	0	0	0	15	5	20
SPORTS INFO & COMM	45	15	0	0	0	0	0	0	45	15	60
TCHR-SP & HRING HANDICAP	6	107	0	1	0	0	0	0	6	108	114
THERAPEUTIC RECREATION	3	34	0	0	0	0	0	0	3	34	37
SCHOOL TOTALS	429	831	2	7	1	0	0	0	432	838	1270
	1260		9		1		0		1270		

#### HLTH SCIENCES & HUMAN PERFRMCE - PART-TIME UNDERGRADUATE ENROLLMENT

PROGRAM/CATEGORY	CONTINUING		TRANSFERS		READMITS		NEW MATRICS		TOTALS		GRAND
	MALE	FEMALE	MALE	FEMALE	MALE	FEMALE	MALE	FEMALE	MALE	FEMALE	TOTAL
ADMIN OF HLTH SERVICES	0	0	0	0	0	0	0	0	0	0	0
ATHLETIC TRAIN/EXER SCI	1	0	0	0	0	0	0	0	1	0	1
CLIN SCI/PHYS THRPY (BS)	0	0	0	0	0	0	0	0	0	0	0
CLINICAL SCI (4 YEAR PGM)	0	0	0	0	0	0	0	0	0	0	0
COMMUNITY HEALTH EDUC	0	2	1	0	0	0	0	0	1	2	3
EXERCISE SCIENCE	1	1	0	0	0	0	0	0	1	1	2
FIT & CARD REHAB/EX SCI	1	0	0	0	0	0	0	0	1	0	1
HLTH & PHYS ED TCHR K-12	0	0	0	0	0	0	0	0	0	0	0
HEALTH ED. TEACHER CERT.	0	0	0	0	0	0	0	0	0	0	0
HLTH SCI PREPROFESSIONL	0	0	0	0	0	0	0	0	0	0	0
HLTH SERVICES ADMIN	0	0	0	0	0	0	0	0	0	0	0
HEALTH TEACHER (K-12)	0	1	0	0	0	0	0	0	0	1	1
LEISURE SERVICES	0	0	0	0	0	0	0	0	0	0	0
OCC SCI/OCC THER (BS)	1	0	0	0	0	0	0	0	1	0	1
OCCUPATIONAL SCIENCE	0	0	0	0	0	0	0	0	0	0	0
PHYSICAL ED. TCHR CERT.	0	0	0	0	0	0	0	0	0	0	0
PHYS EDUC TEACH(K-12)	0	0	0	0	0	0	0	0	0	0	0
RECR AND LEISURE STUDIES	1	0	0	0	0	0	0	0	1	0	1

SPCH LANG PATH & AUDIO	0	1	0	0	0	0	0	0	0	1	1
SPORT MANAGEMENT	1	0	0	0	0	0	0	0	1	0	1
SPORT STUDIES	0	0	0	0	0	0	0	0	0	0	0
SPORTS INFO & COMM	1	2	0	0	0	0	0	0	1	2	3
TCHR-SP & HRING HANDICAP	1	0	0	0	0	0	0	0	1	0	1
THERAPEUTIC RECREATION	1	3	0	0	0	0	0	0	1	3	4
SCHOOL TOTALS	9	10	1	0	0	0	0	0	10	10	20
	19		1		0		0		20		

### Enrollment by Classification – Minor

#### HLTH SCIENCES & HUMAN PERFRMCE - FULL TIME UNDERGRADUATE

PROGRAM	CONTINUING		TRANSFER		READMIT		NEW MATRIC		TOTAL		GRAND
	MALE	FEMALE	MALE	FEMALE	MALE	FEMALE	MALE	FEMALE	MALE	FEMALE	TOTAL
ADULT FITNESS MINOR	0	0	0	0	0	0	0	0	0	0	0
APPL EXERCISE SCI MINOR	3	1	0	0	0	0	0	0	3	1	4
COACHING MINOR	13	20	0	0	0	0	0	0	13	20	33
GERONTOLOGY MINOR	6	40	0	0	0	0	0	0	6	40	46
HEALTH MINOR	22	48	0	0	0	0	0	0	22	48	70
NUTRITION PROMOTION MINOR	6	15	0	0	0	0	0	0	6	15	21
NUTRITION SCIENCE MINOR	3	8	0	0	0	0	0	0	3	8	11
OUTDOOR RECREATION MINOR	2	4	0	0	0	0	0	0	2	4	6
RECREATION MINOR	2	10	0	0	0	0	0	0	2	10	12
SPORT STUDIES MINOR	23	20	0	0	0	1	0	0	23	21	44
SCHOOL TOTALS	80	166	0	0	0	1	0	0	80	167	247
	246		0		1		0		247		

#### HLTH SCIENCES & HUMAN PERFRMCE - PART TIME UNDERGRADUATE

PROGRAM	CONTINUING		TRANSFER		READMIT		NEW MATRIC		TOTAL		GRAND
	MALE	FEMALE	MALE	FEMALE	MALE	FEMALE	MALE	FEMALE	MALE	FEMALE	TOTAL
ADULT FITNESS MINOR	0	0	0	0	0	0	0	0	0	0	0
APPL EXERCISE SCI MINOR	0	0	0	0	0	0	0	0	0	0	0
COACHING MINOR	0	0	0	0	0	0	0	0	0	0	0
GERONTOLOGY MINOR	0	1	0	0	0	0	0	0	0	1	1
HEALTH MINOR	1	1	0	0	0	0	0	0	1	1	2
NUTRITION PROMOTION MINOR	0	0	0	0	0	0	0	0	0	0	0
NUTRITION SCIENCE MINOR	0	0	0	0	0	0	0	0	0	0	0
OUTDOOR RECREATION MINOR	0	0	0	0	0	0	0	0	0	0	0
RECREATION MINOR	0	0	0	0	0	0	0	0	0	0	0
SPORT STUDIES MINOR	0	0	0	0	0	0	0	0	0	0	0
SCHOOL TOTALS	1	2	0	0	0	0	0	0	1	2	3
	3		0		0		0		3		

### Enrollment by Standing – Major

#### HLTH SCIENCES & HUMAN PERFRMCE - FULL TIME UNDERGRADUATE

PROGRAM/CATEGORY	FRESHMAN		SOPHOMORE		JUNIOR		SENIOR		TOTALS		GRAND
	MEN	WOMEN	MEN	WOMEN	MEN	WOMEN	MEN	WOMEN	MEN	WOMEN	TOTAL
ADMIN OF HEALTH SERVICES	0	2	0	1	1	1	4	7	5	11	16
ATHLETIC TRAINING/EXER SCI	6	13	8	9	4	8	7	10	25	40	65
CLIN SCI/PHYS THERAPY (BS)	16	45	14	47	9	29	36	119	75	240	315
CLIN SCIENCE (4 YEAR PGM)	0	0	0	0	0	0	0	0	0	0	0
COMMUNITY HEALTH EDUC	0	1	2	9	2	9	0	10	4	29	33
EXERCISE SCIENCE	2	6	5	17	10	17	15	24	32	64	96
FIT & CARDIAC REHAB/EX SCI	0	4	9	6	9	11	6	8	24	29	53
HEALTH & PHYS ED TCHR K-12	9	8	13	9	14	5	10	10	46	32	78
HEALTH ED. TEACHER CERT.	0	0	0	0	0	0	0	0	0	0	0
HEALTH SCI PREPROFESSIONL	7	18	8	8	1	0	0	0	16	26	42
HEALTH SERVICES ADMIN	3	1	2	1	4	4	1	2	10	8	18
HEALTH TEACHER (K-12)	0	1	0	2	2	3	2	2	4	8	12

LEISURE SERVICES	1	3	2	2	4	4	2	2	9	11	20
OCCUP SCI/OCCUP THER (BS)	1	19	4	28	2	17	4	48	11	112	123
OCCUPATIONAL SCIENCE	0	0	0	0	0	0	0	0	0	0	0
PHYSICAL ED. TEACHER CERT.	0	0	0	0	0	0	0	0	0	0	0
PHYSICAL EDUC TEACH (K-12)	12	1	2	0	10	2	2	1	26	4	30
RECR & LEISURE STUDIES	0	0	0	0	0	0	3	1	3	1	4
SPEECH LANG PATH & AUDIO	0	8	0	8	0	6	3	14	3	36	39
SPORT MANAGEMENT	12	5	16	10	26	4	16	6	70	25	95
SPORT STUDIES	2	0	5	2	2	1	6	2	15	5	20
SPORTS INFO & COMM	10	3	14	5	13	4	8	3	45	15	60
TCHR-SP & HEARING HANDICAP	1	11	2	31	2	31	1	35	6	108	114
THERAPEUTIC RECREATION	0	2	0	7	1	6	2	19	3	34	37
SCHOOL TOTALS	82	151	106	202	116	162	128	323	432	838	1270
	233		308		278		451		1270		

**HLTH SCIENCES & HUMAN PERFRMCE - PART TIME UNDERGRADUATE**

PROGRAM/CATEGORY	FRESHMAN		SOPHOMORE		JUNIOR		SENIOR		TOTALS		GRAND
	MEN	WOMEN	MEN	WOMEN	MEN	WOMEN	MEN	WOMEN	MEN	WOMEN	TOTAL
ADMIN OF HEALTH SERVICES	0	0	0	0	0	0	0	0	0	0	0
ATHLETIC TRAINING/EXER SCI	0	0	0	0	0	0	1	0	1	0	1
CLIN SCI/PHYS THERAPY (BS)	0	0	0	0	0	0	0	0	0	0	0
CLIN SCIENCE (4 YEAR PGM)	0	0	0	0	0	0	0	0	0	0	0
COMMUNITY HEALTH EDUC	0	0	0	1	1	0	0	1	1	2	3
EXERCISE SCIENCE	0	0	0	0	0	0	1	1	1	1	2
FIT & CARDIAC REHAB/EX SCI	0	0	0	0	0	0	1	0	1	0	1
HEALTH & PHYS ED TCHR K-12	0	0	0	0	0	0	0	0	0	0	0
HEALTH ED. TEACHER CERT.	0	0	0	0	0	0	0	0	0	0	0
HEALTH SCI PREPROFESSIONL	0	0	0	0	0	0	0	0	0	0	0
HEALTH SERVICES ADMIN	0	0	0	0	0	0	0	0	0	0	0
HEALTH TEACHER (K-12)	0	0	0	0	0	0	0	1	0	1	1
LEISURE SERVICES	0	0	0	0	0	0	0	0	0	0	0
OCCUP SCI/OCCUP THER (BS)	0	0	1	0	0	0	0	0	1	0	1
OCCUPATIONAL SCIENCE	0	0	0	0	0	0	0	0	0	0	0
PHYSICAL ED. TEACHER CERT.	0	0	0	0	0	0	0	0	0	0	0
PHYSICAL EDUC TEACH (K-12)	0	0	0	0	0	0	0	0	0	0	0
RECR & LEISURE STUDIES	0	0	0	0	0	0	1	0	1	0	1
SPEECH LANG PATH & AUDIO	0	0	0	0	0	0	0	1	0	1	1
SPORT MANAGEMENT	0	0	0	0	0	0	1	0	1	0	1
SPORT STUDIES	0	0	0	0	0	0	0	0	0	0	0
SPORTS INFO & COMM	0	0	0	0	1	0	0	2	1	2	3
TCHR-SP & HEARING HANDICAP	0	0	0	0	0	0	1	0	1	0	1
THERAPEUTIC RECREATION	0	0	0	0	0	0	1	3	1	3	4
SCHOOL TOTALS	0	0	1	1	2	0	7	9	10	10	20
	0		2		2		16		20		

**Enrollment by Standing – Minor**

**HLTH SCIENCES & HUMAN PERFRMCE - FULL TIME UNDERGRADUATE**

PROGRAM/CATEGORY	FRESHMAN		SOPHOMORE		JUNIOR		SENIOR		TOTALS		GRAND
	MEN	WOMEN	MEN	WOMEN	MEN	WOMEN	MEN	WOMEN	MEN	WOMEN	TOTAL
ADULT FITNESS MINOR	0	0	0	0	0	0	0	0	0	0	0
APPL EXERCISE SCI MINOR	0	0	0	1	0	0	3	0	3	1	4
COACHING MINOR	0	0	2	5	1	7	10	8	13	20	33
GERONTOLOGY MINOR	0	0	2	4	3	11	1	25	6	40	46
HEALTH MINOR	0	0	5	6	3	18	14	24	22	48	70
NUTRITION PROMOTION MINOR	0	0	0	0	1	4	5	11	6	15	21
NUTRITION SCIENCE MINOR	0	0	1	4	1	2	1	2	3	8	11
OUTDOOR RECREATION MINOR	0	0	0	3	2	1	0	0	2	4	6
RECREATION MINOR	0	1	0	3	0	2	2	4	2	10	12

SPORT STUDIES MINOR	0	0	3	1	1	8	19	12	23	21	44
SCHOOL TOTALS	0	1	13	27	12	53	55	86	80	167	247
	1		40		65		141		247		

HLTH SCIENCES & HUMAN PERFORMCE - PART TIME UNDERGRADUATE

PROGRAM/CATEGORY	FRESHMAN		SOPHOMORE		JUNIOR		SENIOR		TOTALS		GRAND
	MEN	WOMEN	MEN	WOMEN	MEN	WOMEN	MEN	WOMEN	MEN	WOMEN	TOTAL
ADULT FITNESS MINOR	0	0	0	0	0	0	0	0	0	0	0
APPL EXERCISE SCI MINOR	0	0	0	0	0	0	0	0	0	0	0
COACHING MINOR	0	0	0	0	0	0	0	0	0	0	0
GERONTOLOGY MINOR	0	0	0	0	0	0	0	1	0	1	1
HEALTH MINOR	0	0	0	0	0	0	1	1	1	1	2
NUTRITION PROMOTION MINOR	0	0	0	0	0	0	0	0	0	0	0
NUTRITION SCIENCE MINOR	0	0	0	0	0	0	0	0	0	0	0
OUTDOOR RECREATION MINOR	0	0	0	0	0	0	0	0	0	0	0
RECREATION MINOR	0	0	0	0	0	0	0	0	0	0	0
SPORT STUDIES MINOR	0	0	0	0	0	0	0	0	0	0	0
SCHOOL TOTALS	0	0	0	0	0	0	1	2	1	2	3
	0		0		0		3		3		

**SCHOOL OF HUMANITIES & SCIENCES UNDERGRADUATE ENROLLMENT**

**Enrollment by Classification – Major**

HUMANITIES & SCIENCES - FULL-TIME UNDERGRADUATE ENROLLMENT

PROGRAM/CATEGORY	CONTINUING		TRANSFERS		READMITS		NEW MATRICS		TOTALS		GRAND
	MALE	FEMALE	MALE	FEMALE	MALE	FEMALE	MALE	FEMALE	MALE	FEMALE	TOTAL
ACTING	19	28	0	0	0	0	0	0	19	28	47
ANTHROPOLOGY	12	25	0	1	0	1	0	0	12	27	39
APPLIED ECONOMICS	7	2	0	0	0	0	1	0	8	2	10
APPLIED PSYCHOLOGY	7	19	0	0	0	0	0	0	7	19	26
ART	4	10	1	1	0	0	0	1	5	12	17
ART (BA)	7	4	0	0	0	0	0	0	7	4	11
ART (BFA)	5	1	0	0	0	0	0	0	5	1	6
ART HISTORY	3	17	1	1	0	0	0	0	4	18	22
BIOCHEMISTRY	9	10	0	0	0	1	0	0	9	11	20
BIOCHEMISTRY (7-12)	0	0	0	0	0	0	0	0	0	0	0
BIOCHEMISTRY EDUCATION	0	0	0	0	0	0	0	0	0	0	0
BIOLOGY	38	88	1	0	0	0	0	0	39	88	127
BIOLOGY (7-12)	1	8	0	0	0	0	0	0	1	8	9
BIOLOGY EDUCATION (7-12)	0	0	0	0	0	0	0	0	0	0	0
BIOLOGY/GEN SCI (7-12)	0	0	0	0	0	0	0	0	0	0	0
CHEMISTRY	0	0	0	0	0	0	0	0	0	0	0
CHEMISTRY (7-12)	1	2	0	0	0	0	0	0	1	2	3
CHEMISTRY (BA)	3	0	0	0	0	0	0	0	3	0	3
CHEMISTRY (BS)	11	7	0	0	1	0	0	0	12	7	19
CHEMISTRY 3-2 ENGRNG	0	0	0	0	0	0	0	0	0	0	0
CHEMISTRY EDUCATION	0	0	0	0	0	0	0	0	0	0	0
CHEMISTRY/GEN SCI (7-12)	0	0	0	0	0	0	0	0	0	0	0
COMPUTER INFO SCIENCE	7	2	0	0	0	0	0	0	7	2	9
COMPUTER INFO SYSTEMS	10	4	0	0	0	0	1	0	11	4	15
COMPUTER SCIENCE - B.A.	23	2	0	0	2	0	0	0	25	2	27
COMPUTER SCIENCE - B.S.	27	4	0	0	0	0	0	0	27	4	31
DRAMA (BA)	20	64	0	0	0	1	0	0	20	65	85
DRAMA - GENERAL	0	0	0	0	0	0	0	0	0	0	0
ECONOMICS	14	5	0	0	0	0	0	0	14	5	19
ENGLISH	42	58	1	0	1	0	0	0	44	58	102

ENGLISH (7-12)	13	29	0	0	0	0	0	0	13	29	42
ENGLISH - GENERAL	0	0	0	0	0	0	0	0	0	0	0
ENGLISH EDUCATION	0	0	0	0	0	0	0	0	0	0	0
ENVIRONMENTAL STUDIES	21	9	0	1	0	0	1	0	22	10	32
EXPLORATORY	184	197	0	1	1	1	0	1	185	200	385
FRENCH	0	3	0	0	0	0	0	0	0	3	3
FRENCH (7-12)	0	2	0	0	0	0	0	0	0	2	2
FRENCH - GENERAL	0	0	0	0	0	0	0	0	0	0	0
FRENCH EDUCATION	0	0	0	0	0	0	0	0	0	0	0
GERMAN	1	0	0	0	0	0	0	0	1	0	1
GERMAN (7-12)	0	0	0	0	0	0	0	0	0	0	0
GERMAN - GENERAL	0	0	0	0	0	0	0	0	0	0	0
GERMAN EDUCATION	0	0	0	0	0	0	0	0	0	0	0
HISTORY	37	11	1	0	1	0	0	0	39	11	50
MATH - ECONOMICS (7-12)	0	0	0	0	0	0	0	0	0	0	0
MATH-PHYSICS (7-12)	0	0	0	0	0	0	0	0	0	0	0
MATHEMATICS	9	4	0	0	0	0	0	0	9	4	13
MATHEMATICS (7-12)	11	11	0	0	0	0	0	0	11	11	22
MATHEMATICS EDUCATION	0	0	0	0	0	0	0	0	0	0	0
MATH-COMP SCI 7-12	0	0	0	0	0	0	0	0	0	0	0
MATH-COMPUTER SCIENCE	4	1	0	0	0	0	0	0	4	1	5
MATHEMATICS-GENERAL	0	0	0	0	0	0	0	0	0	0	0
MATHEMATICS/ECONOMICS	4	0	0	0	0	0	0	0	4	0	4
MATHEMATICS/PHYSICS	2	0	0	0	0	0	0	0	2	0	2
MUSICAL THEATER	18	19	0	0	0	0	0	0	18	19	37
PHILOSOPHY	7	2	0	0	0	0	0	0	7	2	9
PHILOSOPHY-RELIGION	3	3	0	0	0	0	0	0	3	3	6
PHYSICS	14	3	0	0	0	0	0	1	14	4	18
PHYSICS (7-12)	1	0	0	0	0	0	0	0	1	0	1
PHYSICS 3-2 ENGINEERING	0	0	0	0	0	0	0	0	0	0	0
PHYSICS EDUCATION	0	0	0	0	0	0	0	0	0	0	0
PHYSICS-COMPUTING EDUC	0	0	0	0	0	0	0	0	0	0	0
PHYSICS-GENERAL SCIENCE	0	0	0	0	0	0	0	0	0	0	0
PLANNED STUDIES	0	0	0	0	0	0	0	0	0	0	0
PLANNED STUDIES (BA)	8	22	0	0	1	1	0	0	9	23	32
PLANNED STUDIES (BS)	2	5	0	0	0	0	0	0	2	5	7
POLITICS	34	32	0	0	0	1	0	1	34	34	68
PSYCHOLOGY	42	138	1	2	2	2	0	0	45	142	187
RELIGIOUS STUDIES	0	2	0	0	0	0	0	0	0	2	2
SOCIAL STUDIES	7	2	0	0	0	0	0	0	7	2	9
SOCIAL STUDIES (7-12)	18	2	0	0	1	0	0	0	19	2	21
SOCIAL STUDIES - GENERAL	0	0	0	0	0	0	0	0	0	0	0
SOCIAL STUDIES EDUCATION	0	0	0	0	0	0	0	0	0	0	0
SOCIOLOGY	35	109	0	3	2	2	0	0	37	114	151
SPANISH	4	10	0	0	0	0	0	0	4	10	14
SPANISH (7-12)	2	2	0	0	0	0	0	0	2	2	4
SPANISH - GENERAL	0	0	0	0	0	0	0	0	0	0	0
SPANISH EDUCATION	0	0	0	0	0	0	0	0	0	0	0
SPEECH COMMUNICATION	0	0	0	0	0	0	0	0	0	0	0
SPEECH COMM (BA)	20	34	0	0	0	0	0	0	20	34	54
SPEECH COMM (BS)	0	0	0	0	0	0	0	0	0	0	0
SPEECH COMM - GENERAL	3	3	1	0	0	0	0	0	4	3	7
SPEECH COMM EDUCATION	0	0	0	0	0	0	0	0	0	0	0
SPEECH COMM-TEACH ED	2	1	0	0	0	0	0	0	2	1	3
THEATER ARTS - BA DRAMA	0	0	0	0	0	0	0	0	0	0	0
THEATER ARTS MGMT	7	9	0	0	0	0	0	0	7	9	16
THEAT PRD ART-THEAT TCH	0	0	0	0	0	0	0	0	0	0	0

THEAT PROD. ARTS DESIGN	0	0	0	0	0	0	0	0	0	0	0
THEAT PRODUCTION ARTS	25	16	0	0	0	1	0	0	25	17	42
UNKNOWN	0	0	0	0	0	0	0	0	0	0	0
SCHOOL TOTALS	808	1041	7	10	12	11	3	4	830	1066	1896
	1849		17		23		7		1896		

HUMANITIES & SCIENCES - PART-TIME UNDERGRADUATE ENROLLMENT

PROGRAM/CATEGORY	CONTINUING		TRANSFERS		READMITS		NEW MATRICS		TOTALS		GRAND
	MALE	FEMALE	MALE	FEMALE	MALE	FEMALE	MALE	FEMALE	MALE	FEMALE	TOTAL
ACTING	0	0	0	0	0	0	0	0	0	0	0
ANTHROPOLOGY	0	2	1	0	0	0	0	0	1	2	3
APPLIED ECONOMICS	0	0	0	0	0	0	0	0	0	0	0
APPLIED PSYCHOLOGY	0	0	0	0	0	0	0	0	0	0	0
ART	0	0	0	0	0	0	0	0	0	0	0
ART (BA)	0	0	0	0	0	0	0	0	0	0	0
ART (BFA)	0	0	0	0	0	0	0	0	0	0	0
ART HISTORY	0	0	0	0	0	0	0	0	0	0	0
BIOCHEMISTRY	0	0	0	0	0	0	0	0	0	0	0
BIOCHEMISTRY (7-12)	0	0	0	0	0	0	0	0	0	0	0
BIOCHEMISTRY EDUCATION	0	0	0	0	0	0	0	0	0	0	0
BIOLOGY	0	0	0	0	0	0	0	0	0	0	0
BIOLOGY (7-12)	0	0	0	0	0	0	0	0	0	0	0
BIOLOGY EDUCATION (7-12)	0	0	0	0	0	0	0	0	0	0	0
BIOLOGY/GEN SCI (7-12)	0	0	0	0	0	0	0	0	0	0	0
CHEMISTRY	0	0	0	0	0	0	0	0	0	0	0
CHEMISTRY (7-12)	0	0	0	0	0	0	0	0	0	0	0
CHEMISTRY (BA)	0	0	0	0	0	0	0	0	0	0	0
CHEMISTRY (BS)	0	0	0	0	0	0	0	0	0	0	0
CHEMISTRY 3-2 ENGRNG	0	0	0	0	0	0	0	0	0	0	0
CHEMISTRY EDUCATION	0	0	0	0	0	0	0	0	0	0	0
CHEMISTRY/GEN SCI (7-12)	0	0	0	0	0	0	0	0	0	0	0
COMPUTER INFO SCIENCE	0	0	0	0	0	0	0	0	0	0	0
COMPUTER INFO SYSTEMS	0	0	0	0	0	0	0	0	0	0	0
COMPUTER SCIENCE - B.A.	0	0	0	0	0	0	0	0	0	0	0
COMPUTER SCIENCE - B.S.	0	0	0	0	0	0	0	0	0	0	0
DRAMA (BA)	0	0	0	0	0	0	0	0	0	0	0
DRAMA - GENERAL	0	0	0	0	0	0	0	0	0	0	0
ECONOMICS	2	0	0	0	0	0	0	0	2	0	2
ENGLISH	0	2	0	0	0	0	0	0	0	2	2
ENGLISH (7-12)	0	0	0	0	0	0	0	0	0	0	0
ENGLISH - GENERAL	0	0	0	0	0	0	0	0	0	0	0
ENGLISH EDUCATION	0	0	0	0	0	0	0	0	0	0	0
ENVIRONMENTAL STUDIES	1	0	0	0	0	0	0	0	1	0	1
EXPLORATORY	0	1	0	0	0	0	0	0	0	1	1
FRENCH	0	0	0	0	0	0	0	0	0	0	0
FRENCH (7-12)	0	0	0	0	0	0	0	0	0	0	0
FRENCH - GENERAL	0	0	0	0	0	0	0	0	0	0	0
FRENCH EDUCATION	0	0	0	0	0	0	0	0	0	0	0
GERMAN	0	0	0	0	0	0	0	0	0	0	0
GERMAN (7-12)	0	0	0	0	0	0	0	0	0	0	0
GERMAN - GENERAL	0	0	0	0	0	0	0	0	0	0	0
GERMAN EDUCATION	0	0	0	0	0	0	0	0	0	0	0
HISTORY	0	0	0	0	0	0	0	0	0	0	0
MATH - ECONOMICS (7-12)	0	0	0	0	0	0	0	0	0	0	0
MATH-PHYSICS (7-12)	0	0	0	0	0	0	0	0	0	0	0
MATHEMATICS	1	0	0	0	0	0	0	0	1	0	1

MATHEMATICS (7-12)	0	0	0	0	0	0	0	0	0	0	0
MATHEMATICS EDUCATION	0	0	0	0	0	0	0	0	0	0	0
MATH-COMP SCI 7-12	0	0	0	0	0	0	0	0	0	0	0
MATH-COMPUTER SCIENCE	0	0	0	0	0	0	0	0	0	0	0
MATHEMATICS-GENERAL	0	0	0	0	0	0	0	0	0	0	0
MATHEMATICS/ECONOMICS	0	0	0	0	0	0	0	0	0	0	0
MATHEMATICS/PHYSICS	0	0	0	0	0	0	0	0	0	0	0
MUSICAL THEATER	0	0	0	0	0	0	0	0	0	0	0
PHILOSOPHY	0	0	0	0	0	0	0	0	0	0	0
PHILOSOPHY-RELIGION	0	0	0	0	0	0	0	0	0	0	0
PHYSICS	1	0	0	0	0	0	0	0	1	0	1
PHYSICS (7-12)	0	0	0	0	0	0	0	0	0	0	0
PHYSICS 3-2 ENGINEERING	0	0	0	0	0	0	0	0	0	0	0
PHYSICS EDUCATION	0	0	0	0	0	0	0	0	0	0	0
PHYSICS-COMPUTING EDUC	0	0	0	0	0	0	0	0	0	0	0
PHYSICS-GENERAL SCIENCE	0	0	0	0	0	0	0	0	0	0	0
PLANNED STUDIES	0	0	0	0	0	0	0	0	0	0	0
PLANNED STUDIES (BA)	0	1	0	0	0	0	0	0	0	1	1
PLANNED STUDIES (BS)	0	0	0	0	0	0	0	0	0	0	0
POLITICS	1	0	0	0	0	0	0	0	1	0	1
PSYCHOLOGY	1	3	0	0	0	0	0	0	1	3	4
RELIGIOUS STUDIES	0	1	0	0	0	0	0	0	0	1	1
SOCIAL STUDIES	0	0	0	0	0	0	0	0	0	0	0
SOCIAL STUDIES (7-12)	0	0	0	0	0	0	0	0	0	0	0
SOCIAL STUDIES - GENERAL	0	0	0	0	0	0	0	0	0	0	0
SOCIAL STUDIES EDUCATION	0	0	0	0	0	0	0	0	0	0	0
SOCIOLOGY	3	3	0	0	0	1	0	0	3	4	7
SPANISH	0	0	0	0	0	0	0	0	0	0	0
SPANISH (7-12)	0	0	0	0	0	0	0	0	0	0	0
SPANISH - GENERAL	0	0	0	0	0	0	0	0	0	0	0
SPANISH EDUCATION	0	0	0	0	0	0	0	0	0	0	0
SPEECH COMMUNICATION	0	0	0	0	0	0	0	0	0	0	0
SPEECH COMM (BA)	0	1	0	0	0	0	0	0	0	1	1
SPEECH COMM (BS)	0	0	0	0	0	0	0	0	0	0	0
SPEECH COMM - GENERAL	0	0	0	0	0	0	0	0	0	0	0
SPEECH COMM EDUCATION	0	0	0	0	0	0	0	0	0	0	0
SPEECH COMM-TEACH ED	0	0	0	0	0	0	0	0	0	0	0
THEATER ARTS - BA DRAMA	0	0	0	0	0	0	0	0	0	0	0
THEATER ARTS MGMT	0	1	0	0	0	0	0	0	0	1	1
THEAT PRD ART-THEAT TCH	0	0	0	0	0	0	0	0	0	0	0
THEAT PROD. ARTS DESIGN	0	0	0	0	0	0	0	0	0	0	0
THEAT PRODUCTION ARTS	1	0	0	0	0	0	0	0	1	0	1
UNKNOWN	0	0	0	0	0	0	0	0	0	0	0
SCHOOL TOTALS	11	15	1	0	0	1	0	0	12	16	28
	26		1		1		0		28		

### Enrollment by Classification – Minor

#### HUMANITIES & SCIENCES - FULL TIME UNDERGRADUATE

PROGRAM/CATEGORY	CONTINUING		TRANSFER		READMIT		NEW MATRIC		TOTALS		GRAND TOTAL
	MALE	FEMALE	MALE	FEMALE	MALE	FEMALE	MALE	FEMALE	MALE	FEMALE	
ANTHROPOLOGY MINOR	4	13	0	0	0	0	0	0	4	13	17
ART HISTORY MINOR	18	25	0	0	0	0	0	0	18	25	43
ART MINOR	11	18	0	0	0	0	0	0	11	18	29
BIOLOGY MINOR	0	6	0	0	0	0	0	0	0	6	6
COMPARATIVE LIT MINOR	0	1	0	0	0	0	0	0	0	1	1
COMPUTER INFO SYST MINOR	2	0	0	0	0	0	0	0	2	0	2
COMPUTER INFO SCI MINOR	9	2	0	0	0	0	0	0	9	2	11

COMPUTING MINOR	11	0	0	0	0	0	0	0	11	0	11
DANCE MINOR	0	22	0	0	0	0	0	0	0	22	22
ECONOMICS MINOR	22	2	0	0	0	0	0	0	22	2	24
ENGLISH MINOR	8	20	0	0	0	0	0	0	8	20	28
ENVIRON STUDIES MINOR	4	7	0	0	0	0	0	0	4	7	11
FRENCH MINOR	1	13	0	0	0	0	0	0	1	13	14
GERMAN MINOR	3	3	0	0	0	0	0	0	3	3	6
HEALTH COMMUNIC MINOR	2	10	0	0	0	0	0	0	2	10	12
HISTORY MINOR	20	17	0	0	0	0	0	0	20	17	37
HONORS H&S	5	14	0	0	0	0	0	0	5	14	19
ITALIAN MINOR	2	9	0	0	0	0	0	0	2	9	11
MATHEMATICS MINOR	11	11	0	0	0	0	0	0	11	11	22
PHILOSOPHY MINOR	11	6	0	0	0	0	0	0	11	6	17
PHYSICS MINOR	1	0	0	0	0	0	0	0	1	0	1
POLITICS MINOR	25	23	0	0	0	0	0	0	25	23	48
PSYCHOLOGY MINOR	12	48	0	0	0	0	0	0	12	48	60
RELIGIOUS STUDIES MINOR	4	9	0	0	0	0	0	0	4	9	13
SOCIAL WORK MINOR	1	14	0	0	0	0	0	0	1	14	15
SOCIOLOGY MINOR	7	42	0	0	0	0	0	0	7	42	49
SPANISH MINOR	18	71	0	0	0	1	0	0	18	72	90
SPEECH MINOR	16	33	0	0	0	0	0	0	16	33	49
THEATER MINOR	6	16	0	0	0	0	0	0	6	16	22
WOMEN'S STUDIES MINOR	0	16	0	0	0	0	0	0	0	16	16
WRITING MINOR	36	54	0	0	1	0	0	0	37	54	91
SCHOOL TOTALS	270	525	0	0	1	1	0	0	271	526	797
	795		0		2		0		797		

HUMANITIES & SCIENCES - PART TIME UNDERGRADUATE

PROGRAM/CATEGORY	CONTINUING		TRANSFER		READMIT		NEW MATRIC		TOTALS		GRAND
	MALE	FEMALE	MALE	FEMALE	MALE	FEMALE	MALE	FEMALE	MALE	FEMALE	TOTAL
ANTHROPOLOGY MINOR	1	0	0	0	0	0	0	0	1	0	1
ART HISTORY MINOR	0	2	0	0	0	0	0	0	0	2	2
ART MINOR	0	1	0	0	0	0	0	0	0	1	1
BIOLOGY MINOR	0	0	0	0	0	0	0	0	0	0	0
COMPARATIVE LIT MINOR	0	0	0	0	0	0	0	0	0	0	0
COMPUTER INFO SYST MINOR	0	0	0	0	0	0	0	0	0	0	0
COMPUTER INFO SCI MINOR	0	0	0	0	0	0	0	0	0	0	0
COMPUTING MINOR	0	0	0	0	0	0	0	0	0	0	0
DANCE MINOR	0	0	0	0	0	0	0	0	0	0	0
ECONOMICS MINOR	0	0	0	0	0	0	0	0	0	0	0
ENGLISH MINOR	0	1	0	0	0	0	0	0	0	1	1
ENVIRON STUDIES MINOR	0	0	0	0	0	0	0	0	0	0	0
FRENCH MINOR	0	1	0	0	0	0	0	0	0	1	1
GERMAN MINOR	0	0	0	0	0	0	0	0	0	0	0
HEALTH COMMUNIC MINOR	0	0	0	0	0	0	0	0	0	0	0
HISTORY MINOR	1	0	0	0	0	0	0	0	1	0	1
HONORS H&S	0	0	0	0	0	0	0	0	0	0	0
ITALIAN MINOR	0	0	0	0	0	0	0	0	0	0	0
MATHEMATICS MINOR	1	0	0	0	0	0	0	0	1	0	1
PHILOSOPHY MINOR	1	0	0	0	0	0	0	0	1	0	1
PHYSICS MINOR	0	0	0	0	0	0	0	0	0	0	0
POLITICS MINOR	0	0	0	0	0	0	0	0	0	0	0
PSYCHOLOGY MINOR	1	0	0	0	0	0	0	0	1	0	1
RELIGIOUS STUDIES MINOR	0	0	0	0	0	0	0	0	0	0	0
SOCIAL WORK MINOR	0	2	0	0	0	0	0	0	0	2	2
SOCIOLOGY MINOR	0	0	0	0	0	0	0	0	0	0	0
SPANISH MINOR	0	4	0	0	0	0	0	0	0	4	4

SPEECH MINOR	0	1	0	0	0	0	0	0	0	1	1
THEATER MINOR	0	0	0	0	0	0	0	0	0	0	0
WOMEN'S STUDIES MINOR	0	0	0	0	0	0	0	0	0	0	0
WRITING MINOR	0	0	0	0	0	0	0	0	0	0	0
SCHOOL TOTALS	5	12	0	0	0	0	0	0	5	12	17
	17		0		0		0		17		

## Enrollment by Standing – Major

### HUMANITIES & SCIENCES - FULL TIME UNDERGRADUATE

PROGRAM/CATEGORY	FRESHMAN		SOPHOMORE		JUNIOR		SENIOR		TOTALS		GRAND
	MEN	WOMEN	MEN	WOMEN	MEN	WOMEN	MEN	WOMEN	MEN	WOMEN	TOTAL
ACTING	4	4	6	8	3	7	6	9	19	28	47
ANTHROPOLOGY	3	2	2	8	1	8	6	9	12	27	39
APPLIED ECONOMICS	1	0	2	1	3	0	2	1	8	2	10
APPLIED PSYCHOLOGY	0	4	0	3	3	6	4	6	7	19	26
ART	2	7	2	4	1	1	0	0	5	12	17
ART (BA)	0	0	1	2	1	2	5	0	7	4	11
ART (BFA)	0	0	1	0	1	0	3	1	5	1	6
ART HISTORY	0	4	0	3	2	7	2	4	4	18	22
BIOCHEMISTRY	1	3	2	2	2	4	4	2	9	11	20
BIOCHEMISTRY (7-12)	0	0	0	0	0	0	0	0	0	0	0
BIOCHEMISTRY EDUCATION	0	0	0	0	0	0	0	0	0	0	0
BIOLOGY	14	24	12	22	2	20	11	22	39	88	127
BIOLOGY (7-12)	1	2	0	4	0	0	0	2	1	8	9
BIOLOGY EDUCATION (7-12)	0	0	0	0	0	0	0	0	0	0	0
BIOLOGY/GEN SCIENCE (7-12)	0	0	0	0	0	0	0	0	0	0	0
CHEMISTRY	0	0	0	0	0	0	0	0	0	0	0
CHEMISTRY (7-12)	1	2	0	0	0	0	0	0	1	2	3
CHEMISTRY (BA)	3	0	0	0	0	0	0	0	3	0	3
CHEMISTRY (BS)	2	2	4	1	2	1	4	3	12	7	19
CHEMISTRY 3-2 ENGINEERING	0	0	0	0	0	0	0	0	0	0	0
CHEMISTRY EDUCATION	0	0	0	0	0	0	0	0	0	0	0
CHEMISTRY/GEN SCI (7-12)	0	0	0	0	0	0	0	0	0	0	0
COMPUTER INFO SCIENCE	0	0	0	1	2	1	5	0	7	2	9
COMPUTER INFO SYSTEMS	9	2	0	0	0	0	2	2	11	4	15
COMPUTER SCIENCE - B.A.	11	0	2	0	5	0	7	2	25	2	27
COMPUTER SCIENCE - B.S.	11	1	9	1	4	1	3	1	27	4	31
DRAMA (BA)	3	16	6	13	7	11	4	25	20	65	85
DRAMA - GENERAL	0	0	0	0	0	0	0	0	0	0	0
ECONOMICS	4	3	1	0	4	0	5	2	14	5	19
ENGLISH	8	17	13	15	18	12	5	14	44	58	102
ENGLISH (7-12)	4	7	2	5	5	6	2	11	13	29	42
ENGLISH - GENERAL	0	0	0	0	0	0	0	0	0	0	0
ENGLISH EDUCATION	0	0	0	0	0	0	0	0	0	0	0
ENVIRONMENTAL STUDIES	6	6	3	2	11	2	2	0	22	10	32
EXPLORATORY	112	142	66	54	7	4	0	0	185	200	385
FRENCH	0	0	0	2	0	0	0	1	0	3	3
FRENCH (7-12)	0	0	0	0	0	1	0	1	0	2	2
FRENCH - GENERAL	0	0	0	0	0	0	0	0	0	0	0
FRENCH EDUCATION	0	0	0	0	0	0	0	0	0	0	0
GERMAN	0	0	0	0	1	0	0	0	1	0	1
GERMAN (7-12)	0	0	0	0	0	0	0	0	0	0	0
GERMAN - GENERAL	0	0	0	0	0	0	0	0	0	0	0
GERMAN EDUCATION	0	0	0	0	0	0	0	0	0	0	0
HISTORY	6	1	8	5	14	4	11	1	39	11	50
MATH - ECONOMICS (7-12)	0	0	0	0	0	0	0	0	0	0	0
MATH-PHYSICS (7-12)	0	0	0	0	0	0	0	0	0	0	0

MATHEMATICS	1	0	2	1	1	2	5	1	9	4	13
MATHEMATICS (7-12)	1	4	3	3	5	2	2	2	11	11	22
MATHEMATICS EDUCATION	0	0	0	0	0	0	0	0	0	0	0
MATHEMATICS-COMP SCI 7-12	0	0	0	0	0	0	0	0	0	0	0
MATH-COMPUTER SCIENCE	1	0	1	0	0	0	2	1	4	1	5
MATHEMATICS-GENERAL	0	0	0	0	0	0	0	0	0	0	0
MATHEMATICS/ECONOMICS	0	0	2	0	1	0	1	0	4	0	4
MATHEMATICS/PHYSICS	2	0	0	0	0	0	0	0	2	0	2
MUSICAL THEATER	6	8	3	4	5	2	4	5	18	19	37
PHILOSOPHY	1	1	1	0	3	0	2	1	7	2	9
PHILOSOPHY-RELIGION	1	1	0	1	1	0	1	1	3	3	6
PHYSICS	6	1	3	1	4	1	1	1	14	4	18
PHYSICS (7-12)	0	0	1	0	0	0	0	0	1	0	1
PHYSICS 3-2 ENGINEERING	0	0	0	0	0	0	0	0	0	0	0
PHYSICS EDUCATION	0	0	0	0	0	0	0	0	0	0	0
PHYSICS-COMPUTING EDUC	0	0	0	0	0	0	0	0	0	0	0
PHYSICS-GENERAL SCIENCE	0	0	0	0	0	0	0	0	0	0	0
PLANNED STUDIES	0	0	0	0	0	0	0	0	0	0	0
PLANNED STUDIES (BA)	0	0	2	4	1	7	6	12	9	23	32
PLANNED STUDIES (BS)	0	0	0	0	0	1	2	4	2	5	7
POLITICS	9	8	5	6	10	11	10	9	34	34	68
PSYCHOLOGY	11	39	9	31	14	36	11	36	45	142	187
RELIGIOUS STUDIES	0	1	0	0	0	0	0	1	0	2	2
SOCIAL STUDIES	1	0	0	0	2	0	4	2	7	2	9
SOCIAL STUDIES (7-12)	3	0	7	0	7	0	2	2	19	2	21
SOCIAL STUDIES - GENERAL	0	0	0	0	0	0	0	0	0	0	0
SOCIAL STUDIES EDUCATION	0	0	0	0	0	0	0	0	0	0	0
SOCIOLOGY	4	11	4	24	14	37	15	42	37	114	151
SPANISH	1	2	1	2	2	2	0	4	4	10	14
SPANISH (7-12)	0	0	0	0	1	1	1	1	2	2	4
SPANISH - GENERAL	0	0	0	0	0	0	0	0	0	0	0
SPANISH EDUCATION	0	0	0	0	0	0	0	0	0	0	0
SPEECH COMMUNICATION	0	0	0	0	0	0	0	0	0	0	0
SPEECH COMMUNICATION (BA)	0	1	2	13	8	10	10	10	20	34	54
SPEECH COMMUNICATION (BS)	0	0	0	0	0	0	0	0	0	0	0
SPEECH COMM - GENERAL	2	2	2	0	0	1	0	0	4	3	7
SPEECH COMM EDUCATION	0	0	0	0	0	0	0	0	0	0	0
SPEECH COMM-TEACH ED	0	1	1	0	0	0	1	0	2	1	3
THEATER ARTS - BA DRAMA	0	0	0	0	0	0	0	0	0	0	0
THEATER ARTS MANAGEMENT	0	2	2	5	2	1	3	1	7	9	16
THEAT PROD ARTS-THEAT TECH	0	0	0	0	0	0	0	0	0	0	0
THEAT PROD. ARTS DESIGN	0	0	0	0	0	0	0	0	0	0	0
THEATRICAL PRODUCTION ARTS	9	7	9	3	3	1	4	6	25	17	42
UNKNOWN	0	0	0	0	0	0	0	0	0	0	0
SCHOOL TOTALS	265	338	202	254	183	213	180	261	830	1066	1896
	603		456		396		441		1896		

HUMANITIES & SCIENCES - PART TIME UNDERGRADUATE

PROGRAM/CATEGORY	FRESHMAN		SOPHOMORE		JUNIOR		SENIOR		TOTALS		GRAND
	MEN	WOMEN	MEN	WOMEN	MEN	WOMEN	MEN	WOMEN	MEN	WOMEN	TOTAL
ACTING	0	0	0	0	0	0	0	0	0	0	0
ANTHROPOLOGY	0	0	0	0	1	0	0	2	1	2	3
APPLIED ECONOMICS	0	0	0	0	0	0	0	0	0	0	0
APPLIED PSYCHOLOGY	0	0	0	0	0	0	0	0	0	0	0
ART	0	0	0	0	0	0	0	0	0	0	0
ART (BA)	0	0	0	0	0	0	0	0	0	0	0
ART (BFA)	0	0	0	0	0	0	0	0	0	0	0

ART HISTORY	0	0	0	0	0	0	0	0	0	0	0
BIOCHEMISTRY	0	0	0	0	0	0	0	0	0	0	0
BIOCHEMISTRY (7-12)	0	0	0	0	0	0	0	0	0	0	0
BIOCHEMISTRY EDUCATION	0	0	0	0	0	0	0	0	0	0	0
BIOLOGY	0	0	0	0	0	0	0	0	0	0	0
BIOLOGY (7-12)	0	0	0	0	0	0	0	0	0	0	0
BIOLOGY EDUCATION (7-12)	0	0	0	0	0	0	0	0	0	0	0
BIOLOGY/GEN SCIENCE (7-12)	0	0	0	0	0	0	0	0	0	0	0
CHEMISTRY	0	0	0	0	0	0	0	0	0	0	0
CHEMISTRY (7-12)	0	0	0	0	0	0	0	0	0	0	0
CHEMISTRY (BA)	0	0	0	0	0	0	0	0	0	0	0
CHEMISTRY (BS)	0	0	0	0	0	0	0	0	0	0	0
CHEMISTRY 3-2 ENGINEERING	0	0	0	0	0	0	0	0	0	0	0
CHEMISTRY EDUCATION	0	0	0	0	0	0	0	0	0	0	0
CHEMISTRY/GEN SCI (7-12)	0	0	0	0	0	0	0	0	0	0	0
COMPUTER INFO SCIENCE	0	0	0	0	0	0	0	0	0	0	0
COMPUTER INFO SYSTEMS	0	0	0	0	0	0	0	0	0	0	0
COMPUTER SCIENCE - B.A.	0	0	0	0	0	0	0	0	0	0	0
COMPUTER SCIENCE - B.S.	0	0	0	0	0	0	0	0	0	0	0
DRAMA (BA)	0	0	0	0	0	0	0	0	0	0	0
DRAMA - GENERAL	0	0	0	0	0	0	0	0	0	0	0
ECONOMICS	0	0	0	0	0	0	2	0	2	0	2
ENGLISH	0	0	0	0	0	0	0	2	0	2	2
ENGLISH (7-12)	0	0	0	0	0	0	0	0	0	0	0
ENGLISH - GENERAL	0	0	0	0	0	0	0	0	0	0	0
ENGLISH EDUCATION	0	0	0	0	0	0	0	0	0	0	0
ENVIRONMENTAL STUDIES	0	0	0	0	0	0	1	0	1	0	1
EXPLORATORY	0	1	0	0	0	0	0	0	0	1	1
FRENCH	0	0	0	0	0	0	0	0	0	0	0
FRENCH (7-12)	0	0	0	0	0	0	0	0	0	0	0
FRENCH - GENERAL	0	0	0	0	0	0	0	0	0	0	0
FRENCH EDUCATION	0	0	0	0	0	0	0	0	0	0	0
GERMAN	0	0	0	0	0	0	0	0	0	0	0
GERMAN (7-12)	0	0	0	0	0	0	0	0	0	0	0
GERMAN - GENERAL	0	0	0	0	0	0	0	0	0	0	0
GERMAN EDUCATION	0	0	0	0	0	0	0	0	0	0	0
HISTORY	0	0	0	0	0	0	0	0	0	0	0
MATH - ECONOMICS (7-12)	0	0	0	0	0	0	0	0	0	0	0
MATH-PHYSICIS (7-12)	0	0	0	0	0	0	0	0	0	0	0
MATHEMATICS	0	0	0	0	0	0	1	0	1	0	1
MATHEMATICS (7-12)	0	0	0	0	0	0	0	0	0	0	0
MATHEMATICS EDUCATION	0	0	0	0	0	0	0	0	0	0	0
MATHEMATICS-COMP SCI 7-12	0	0	0	0	0	0	0	0	0	0	0
MATH-COMPUTER SCIENCE	0	0	0	0	0	0	0	0	0	0	0
MATHEMATICS-GENERAL	0	0	0	0	0	0	0	0	0	0	0
MATHEMATICS/ECONOMICS	0	0	0	0	0	0	0	0	0	0	0
MATHEMATICS/PHYSICS	0	0	0	0	0	0	0	0	0	0	0
MUSICAL THEATER	0	0	0	0	0	0	0	0	0	0	0
PHILOSOPHY	0	0	0	0	0	0	0	0	0	0	0
PHILOSOPHY-RELIGION	0	0	0	0	0	0	0	0	0	0	0
PHYSICS	0	0	0	0	0	0	1	0	1	0	1
PHYSICS (7-12)	0	0	0	0	0	0	0	0	0	0	0
PHYSICS 3-2 ENGINEERING	0	0	0	0	0	0	0	0	0	0	0
PHYSICS EDUCATION	0	0	0	0	0	0	0	0	0	0	0
PHYSICS-COMPUTING EDUC	0	0	0	0	0	0	0	0	0	0	0
PHYSICS-GENERAL SCIENCE	0	0	0	0	0	0	0	0	0	0	0
PLANNED STUDIES	0	0	0	0	0	0	0	0	0	0	0

PLANNED STUDIES (BA)	0	0	0	0	0	0	0	1	0	1	1
PLANNED STUDIES (BS)	0	0	0	0	0	0	0	0	0	0	0
POLITICS	0	0	0	0	0	0	1	0	1	0	1
PSYCHOLOGY	0	0	0	0	0	0	1	3	1	3	4
RELIGIOUS STUDIES	0	1	0	0	0	0	0	0	0	1	1
SOCIAL STUDIES	0	0	0	0	0	0	0	0	0	0	0
SOCIAL STUDIES (7-12)	0	0	0	0	0	0	0	0	0	0	0
SOCIAL STUDIES - GENERAL	0	0	0	0	0	0	0	0	0	0	0
SOCIAL STUDIES EDUCATION	0	0	0	0	0	0	0	0	0	0	0
SOCIOLOGY	0	0	0	0	1	1	2	3	3	4	7
SPANISH	0	0	0	0	0	0	0	0	0	0	0
SPANISH (7-12)	0	0	0	0	0	0	0	0	0	0	0
SPANISH - GENERAL	0	0	0	0	0	0	0	0	0	0	0
SPANISH EDUCATION	0	0	0	0	0	0	0	0	0	0	0
SPEECH COMMUNICATION	0	0	0	0	0	0	0	0	0	0	0
SPEECH COMMUNICATION (BA)	0	0	0	0	0	1	0	0	0	1	1
SPEECH COMMUNICATION (BS)	0	0	0	0	0	0	0	0	0	0	0
SPEECH COMM - GENERAL	0	0	0	0	0	0	0	0	0	0	0
SPEECH COMM EDUCATION	0	0	0	0	0	0	0	0	0	0	0
SPEECH COMM-TEACH ED	0	0	0	0	0	0	0	0	0	0	0
THEATER ARTS - BA DRAMA	0	0	0	0	0	0	0	0	0	0	0
THEATER ARTS MANAGEMENT	0	0	0	0	0	0	0	1	0	1	1
THEAT PROD ARTS-THEAT TECH	0	0	0	0	0	0	0	0	0	0	0
THEAT PROD. ARTS DESIGN	0	0	0	0	0	0	0	0	0	0	0
THEATRICAL PRODUCTION ARTS	0	0	0	0	0	0	1	0	1	0	1
UNKNOWN	0	0	0	0	0	0	0	0	0	0	0
SCHOOL TOTALS	0	2	0	0	2	2	10	12	12	16	28
	2		0		4		22		28		

### Enrollment by Standing – Minor

#### HUMANITIES & SCIENCES - FULL TIME UNDERGRADUATE

PROGRAM/CATEGORY	FRESHMAN		SOPHOMORE		JUNIOR		SENIOR		TOTALS		GRAND
	MEN	WOMEN	MEN	WOMEN	MEN	WOMEN	MEN	WOMEN	MEN	WOMEN	TOTAL
ANTHROPOLOGY MINOR	0	0	0	3	1	3	3	7	4	13	17
ART HISTORY MINOR	0	0	2	3	5	11	11	11	18	25	43
ART MINOR	1	1	4	2	1	3	5	12	11	18	29
BIOLOGY MINOR	0	0	0	2	0	1	0	3	0	6	6
COMPARATIVE LIT MINOR	0	0	0	0	0	0	0	1	0	1	1
COMPUTER INFO SYST MINOR	0	0	1	0	0	0	1	0	2	0	2
COMPUTER INFO SCI MINOR	0	0	0	0	1	1	8	1	9	2	11
COMPUTING MINOR	0	0	0	0	2	0	9	0	11	0	11
DANCE MINOR	0	1	0	6	0	10	0	5	0	22	22
ECONOMICS MINOR	0	0	2	1	13	1	7	0	22	2	24
ENGLISH MINOR	0	2	1	1	2	5	5	12	8	20	28
ENVIRON STUDIES MINOR	0	0	0	0	0	2	4	5	4	7	11
FRENCH MINOR	0	0	0	2	1	4	0	7	1	13	14
GERMAN MINOR	0	1	0	1	0	0	3	1	3	3	6
HEALTH COMMUNIC MINOR	0	0	0	3	1	4	1	3	2	10	12
HISTORY MINOR	0	2	2	2	4	5	14	8	20	17	37
HONORS H&S	0	0	0	0	0	0	5	14	5	14	19
ITALIAN MINOR	0	0	0	1	0	3	2	5	2	9	11
MATHEMATICS MINOR	0	0	4	1	2	4	5	6	11	11	22
PHILOSOPHY MINOR	0	0	3	1	3	1	5	4	11	6	17
PHYSICS MINOR	0	0	0	0	1	0	0	0	1	0	1
POLITICS MINOR	1	1	2	3	8	4	14	15	25	23	48
PSYCHOLOGY MINOR	0	1	3	12	2	10	7	25	12	48	60
RELIGIOUS STUDIES MINOR	0	0	2	3	0	2	2	4	4	9	13

SOCIAL WORK MINOR	0	0	0	4	0	6	1	4	1	14	15
SOCIOLOGY MINOR	0	1	1	6	2	13	4	22	7	42	49
SPANISH MINOR	0	3	2	14	8	17	8	38	18	72	90
SPEECH MINOR	0	0	2	11	9	8	5	14	16	33	49
THEATER MINOR	0	0	0	2	3	7	3	7	6	16	22
WOMEN'S STUDIES MINOR	0	2	0	4	0	5	0	5	0	16	16
WRITING MINOR	1	0	7	10	12	17	17	27	37	54	91
SCHOOL TOTALS	3	15	38	98	81	147	149	266	271	526	797
	18		136		228		415		797		

HUMANITIES & SCIENCES - PART TIME UNDERGRADUATE

PROGRAM/CATEGORY	FRESHMAN		SOPHOMORE		JUNIOR		SENIOR		TOTALS		GRAND
	MEN	WOMEN	MEN	WOMEN	MEN	WOMEN	MEN	WOMEN	MEN	WOMEN	TOTAL
ANTHROPOLOGY MINOR	0	0	0	0	0	0	1	0	1	0	1
ART HISTORY MINOR	0	0	0	0	0	0	0	2	0	2	2
ART MINOR	0	0	0	0	0	0	0	1	0	1	1
BIOLOGY MINOR	0	0	0	0	0	0	0	0	0	0	0
COMPARATIVE LIT MINOR	0	0	0	0	0	0	0	0	0	0	0
COMPUTER INFO SYST MINOR	0	0	0	0	0	0	0	0	0	0	0
COMPUTER INFO SCI MINOR	0	0	0	0	0	0	0	0	0	0	0
COMPUTING MINOR	0	0	0	0	0	0	0	0	0	0	0
DANCE MINOR	0	0	0	0	0	0	0	0	0	0	0
ECONOMICS MINOR	0	0	0	0	0	0	0	0	0	0	0
ENGLISH MINOR	0	0	0	0	0	0	0	1	0	1	1
ENVIRON STUDIES MINOR	0	0	0	0	0	0	0	0	0	0	0
FRENCH MINOR	0	0	0	0	0	0	0	1	0	1	1
GERMAN MINOR	0	0	0	0	0	0	0	0	0	0	0
HEALTH COMMUNIC MINOR	0	0	0	0	0	0	0	0	0	0	0
HISTORY MINOR	0	0	0	0	0	0	1	0	1	0	1
HONORS H&S	0	0	0	0	0	0	0	0	0	0	0
ITALIAN MINOR	0	0	0	0	0	0	0	0	0	0	0
MATHEMATICS MINOR	0	0	0	0	0	0	1	0	1	0	1
PHILOSOPHY MINOR	0	0	0	0	0	0	1	0	1	0	1
PHYSICS MINOR	0	0	0	0	0	0	0	0	0	0	0
POLITICS MINOR	0	0	0	0	0	0	0	0	0	0	0
PSYCHOLOGY MINOR	0	0	0	0	0	0	1	0	1	0	1
RELIGIOUS STUDIES MINOR	0	0	0	0	0	0	0	0	0	0	0
SOCIAL WORK MINOR	0	0	0	0	0	0	0	2	0	2	2
SOCIOLOGY MINOR	0	0	0	0	0	0	0	0	0	0	0
SPANISH MINOR	0	0	0	0	0	0	0	4	0	4	4
SPEECH MINOR	0	0	0	0	0	0	0	1	0	1	1
THEATER MINOR	0	0	0	0	0	0	0	0	0	0	0
WOMEN'S STUDIES MINOR	0	0	0	0	0	0	0	0	0	0	0
WRITING MINOR	0	0	0	0	0	0	0	0	0	0	0
SCHOOL TOTALS	0	0	0	0	0	0	5	12	5	12	17
	0		0		0		17		17		

SCHOOL OF MUSIC UNDERGRADUATE ENROLLMENT

Enrollment by Classification – Major

MUSIC - FULL-TIME UNDERGRADUATE

PROGRAM/CATEGORY	CONTINUING		TRANSFERS		READMITS		NEW MATRICS		TOTALS		GRAND
	MALE	FEMALE	MALE	FEMALE	MALE	FEMALE	MALE	FEMALE	MALE	FEMALE	TOTAL
COMPOSITION	8	0	0	0	0	0	0	0	8	0	8
JAZZ STUDIES	10	1	0	0	0	0	0	0	10	1	11
MUSIC (BA DEGREE)	0	0	0	0	0	0	0	0	0	0	0

MUSIC (BA)	1	2	0	0	0	0	0	0	1	2	3
MUSIC COMPOSITION	0	0	0	0	0	0	0	0	0	0	0
MUSIC EDUCATION	75	115	0	0	0	1	0	0	75	116	191
MUSIC EDUCATION GENERAL	0	0	0	0	0	0	0	0	0	0	0
MUSIC THEORY	0	0	0	0	0	0	0	0	0	0	0
MUSIC WITH OUTSIDE FIELD	9	15	0	0	0	0	0	0	9	15	24
PERFORMANCE	35	51	0	0	0	0	0	0	35	51	86
PERFORMANCE MUSIC	0	0	0	0	0	0	0	0	0	0	0
PERFORMANCE/MUSIC EDUC	43	60	0	0	0	0	0	0	43	60	103
RECORDING	5	1	0	0	0	0	0	0	5	1	6
THEORY	1	0	0	0	0	0	0	0	1	0	1
UNDECLARED MUSIC	3	6	0	0	0	0	0	0	3	6	9
SCHOOL TOTALS	190	251	0	0	0	1	0	0	190	252	442
	441		0		1		0		442		

**MUSIC - PART-TIME UNDERGRADUATE**

PROGRAM/CATEGORY	CONTINUING		TRANSFERS		READMITS		NEW MATRICS		TOTALS		GRAND
	MALE	FEMALE	MALE	FEMALE	MALE	FEMALE	MALE	FEMALE	MALE	FEMALE	TOTAL
COMPOSITION	1	0	0	0	0	0	0	0	1	0	1
JAZZ STUDIES	0	0	0	0	0	0	0	0	0	0	0
MUSIC (BA DEGREE)	0	0	0	0	0	0	0	0	0	0	0
MUSIC (BA)	0	0	0	0	0	0	0	0	0	0	0
MUSIC COMPOSITION	0	0	0	0	0	0	0	0	0	0	0
MUSIC EDUCATION	1	4	0	0	0	0	0	0	1	4	5
MUSIC EDUCATION GENERAL	0	0	0	0	0	0	0	0	0	0	0
MUSIC THEORY	0	0	0	0	0	0	0	0	0	0	0
MUSIC WITH OUTSIDE FIELD	1	1	0	0	0	0	0	0	1	1	2
PERFORMANCE	1	0	0	0	0	0	0	0	1	0	1
PERFORMANCE MUSIC	0	0	0	0	0	0	0	0	0	0	0
PERFORMANCE/MUSIC EDUC	1	0	0	0	0	0	0	0	1	0	1
RECORDING	0	0	0	0	0	0	0	0	0	0	0
THEORY	0	0	0	0	0	0	0	0	0	0	0
UNDECLARED MUSIC	0	0	0	0	0	0	0	0	0	0	0
SCHOOL TOTALS	5	5	0	0	0	0	0	0	5	5	10
	10		0		0		0		10		

**Enrollment by Classification – Minor**

**MUSIC - FULL TIME UNDERGRADUATE**

PROGRAM/CATEGORY	CONTINUING		TRANSFER		READMIT		NEW MATRIC		TOTAL		GRAND
	MALE	FEMALE	MALE	FEMALE	MALE	FEMALE	MALE	FEMALE	MALE	FEMALE	TOTAL
MUSIC MINOR	10	23	0	0	0	0	0	0	10	23	33
SCHOOL TOTALS	10	23	0	0	0	0	0	0	10	23	33
	33		0		0		0		33		

**MUSIC - PART TIME UNDERGRADUATE**

PROGRAM/CATEGORY	CONTINUING		TRANSFER		READMIT		NEW MATRIC		TOTAL		GRAND
	MALE	FEMALE	MALE	FEMALE	MALE	FEMALE	MALE	FEMALE	MALE	FEMALE	TOTAL
MUSIC MINOR	0	0	0	0	0	0	0	0	0	0	0
SCHOOL TOTALS	0	0	0	0	0	0	0	0	0	0	0
	0		0		0		0		0		

**Enrollment by Standing – Major**

**MUSIC - FULL TIME UNDERGRADUATE**

PROGRAM/CATEGORY	FRESHMAN		SOPHOMORE		JUNIOR		SENIOR		TOTALS		GRAND
	MEN	WOMEN	MEN	WOMEN	MEN	WOMEN	MEN	WOMEN	MEN	WOMEN	TOTAL
COMPOSITION	2	0	5	0	0	0	1	0	8	0	8
JAZZ STUDIES	5	0	2	0	1	0	2	1	10	1	11
MUSIC (BA DEGREE)	0	0	0	0	0	0	0	0	0	0	0

MUSIC (BA)	0	0	0	0	0	0	1	2	1	2	3
MUSIC COMPOSITION	0	0	0	0	0	0	0	0	0	0	0
MUSIC EDUCATION	23	29	19	25	19	26	14	36	75	116	191
MUSIC EDUCATION GENERAL	0	0	0	0	0	0	0	0	0	0	0
MUSIC THEORY	0	0	0	0	0	0	0	0	0	0	0
MUSIC WITH OUTSIDE FIELD	2	2	0	3	0	4	7	6	9	15	24
PERFORMANCE	5	9	7	10	8	12	15	20	35	51	86
PERFORMANCE MUSIC	0	0	0	0	0	0	0	0	0	0	0
PERFORMANCE/MUSIC EDUC	11	17	11	15	8	8	13	20	43	60	103
RECORDING	2	0	2	1	1	0	0	0	5	1	6
THEORY	0	0	0	0	1	0	0	0	1	0	1
UNDECLARED MUSIC	3	3	0	3	0	0	0	0	3	6	9
SCHOOL TOTALS	53	60	46	57	38	50	53	85	190	252	442
	113		103		88		138		442		

MUSIC - PART TIME UNDERGRADUATE

PROGRAM/CATEGORY	FRESHMAN		SOPHOMORE		JUNIOR		SENIOR		TOTALS		GRAND
	MEN	WOMEN	MEN	WOMEN	MEN	WOMEN	MEN	WOMEN	MEN	WOMEN	TOTAL
COMPOSITION	0	0	0	0	0	0	1	0	1	0	1
JAZZ STUDIES	0	0	0	0	0	0	0	0	0	0	0
MUSIC (BA DEGREE)	0	0	0	0	0	0	0	0	0	0	0
MUSIC (BA)	0	0	0	0	0	0	0	0	0	0	0
MUSIC COMPOSITION	0	0	0	0	0	0	0	0	0	0	0
MUSIC EDUCATION	0	0	0	0	0	0	1	4	1	4	5
MUSIC EDUCATION GENERAL	0	0	0	0	0	0	0	0	0	0	0
MUSIC THEORY	0	0	0	0	0	0	0	0	0	0	0
MUSIC WITH OUTSIDE FIELD	0	0	0	0	0	0	1	1	1	1	2
PERFORMANCE	0	0	0	0	0	0	1	0	1	0	1
PERFORMANCE MUSIC	0	0	0	0	0	0	0	0	0	0	0
PERFORMANCE/MUSIC EDUC	0	0	0	0	0	0	1	0	1	0	1
RECORDING	0	0	0	0	0	0	0	0	0	0	0
THEORY	0	0	0	0	0	0	0	0	0	0	0
UNDECLARED MUSIC	0	0	0	0	0	0	0	0	0	0	0
SCHOOL TOTALS	0	0	0	0	0	0	5	5	5	5	10
	0		0		0		10		10		

## Enrollment by Standing – Minor

### MUSIC - FULL TIME UNDERGRADUATE

PROGRAM/CATEGORY	FRESHMAN		SOPHOMORE		JUNIOR		SENIOR		TOTALS		GRAND
	MEN	WOMEN	MEN	WOMEN	MEN	WOMEN	MEN	WOMEN	MEN	WOMEN	TOTAL
MUSIC MINOR	1	1	3	4	3	7	3	11	10	23	33
SCHOOL TOTALS	1	1	3	4	3	7	3	11	10	23	33
	2		7		10		14		33		

### MUSIC - PART TIME UNDERGRADUATE

PROGRAM/CATEGORY	FRESHMAN		SOPHOMORE		JUNIOR		SENIOR		TOTALS		GRAND
	MEN	WOMEN	MEN	WOMEN	MEN	WOMEN	MEN	WOMEN	MEN	WOMEN	TOTAL
MUSIC MINOR	0	0	0	0	0	0	0	0	0	0	0
SCHOOL TOTALS	0	0	0	0	0	0	0	0	0	0	0
	0		0		0		0		0		

**DIVISION OF GRADUATE STUDIES**

**School Summary**

FULL TIME GRADUATE SCHOOL/CATEGORY	CONTINUING		NEW MATRICS		TRANSFERS		TOTALS		GRAND
	MEN	WOMEN	MEN	WOMEN	MEN	WOMEN	MEN	WOMEN	TOTAL
FULL TIME GRADUATE									
COMMUNICATIONS	6	9	1	1	0	0	7	10	17
HLTH SCIENCES & HUMAN PERFR	32	124	0	3	0	0	32	127	159
MUSIC	10	20	0	0	0	0	10	20	30
<b>SCHOOL TOTALS</b>	<b>48</b>	<b>153</b>	<b>1</b>	<b>4</b>	<b>0</b>	<b>0</b>	<b>49</b>	<b>157</b>	<b>206</b>
	<b>201</b>		<b>5</b>		<b>0</b>		<b>206</b>		
<b>PART TIME GRADUATE</b>									
COMMUNICATIONS	4	6	0	2	0	0	4	8	12
HLTH SCIENCES & HUMAN PERFR	2	6	0	0	0	0	2	6	8
MUSIC	2	0	1	1	0	0	3	1	4
<b>SCHOOL TOTALS</b>	<b>8</b>	<b>12</b>	<b>1</b>	<b>3</b>	<b>0</b>	<b>0</b>	<b>9</b>	<b>15</b>	<b>24</b>
	<b>20</b>		<b>4</b>		<b>0</b>		<b>24</b>		

**Enrollment by Classification – Major**

COMMUNICATIONS - FULL TIME GRADUATE

PROGRAM/CATEGORY	CONTINUING		TRANSFERS		READMITS		NEW MATRICS		GRAND
	MALE	FEMALE	MALE	FEMALE	MALE	FEMALE	MALE	FEMALE	TOTAL
COMMUNICATIONS (MS)	6	9	1	1	0	0	7	10	17
<b>SCHOOL TOTALS</b>	<b>6</b>	<b>9</b>	<b>1</b>	<b>1</b>	<b>0</b>	<b>0</b>	<b>7</b>	<b>10</b>	<b>17</b>
	<b>15</b>		<b>2</b>		<b>0</b>		<b>17</b>		

HLTH SCIENCES & HUMAN PERFRMCE - FULL TIME GRADUATE

PROGRAM/CATEGORY	CONTINUING		TRANSFERS		READMITS		NEW MATRICS		GRAND
	MALE	FEMALE	MALE	FEMALE	MALE	FEMALE	MALE	FEMALE	TOTAL
AUDIOLOGY (MS)	1	2	0	0	0	0	1	2	3
CLIN SCI/PHYS THER (MS)	19	72	0	2	0	0	19	74	93
EXERCISE & SPORT SCI (MS)	9	11	0	1	0	0	9	12	21
OCCUP SCI/OCC THER (MS)	3	21	0	0	0	0	3	21	24
SPEECH-LANGU PATH (MS)	0	17	0	0	0	0	0	17	17
TCH SPCH & HEARING (MS)	0	1	0	0	0	0	0	1	1
<b>SCHOOL TOTALS</b>	<b>32</b>	<b>124</b>	<b>0</b>	<b>3</b>	<b>0</b>	<b>0</b>	<b>32</b>	<b>127</b>	<b>159</b>
	<b>156</b>		<b>3</b>		<b>0</b>		<b>159</b>		

MUSIC - FULL TIME GRADUATE

PROGRAM/CATEGORY	CONTINUING		TRANSFERS		READMITS		NEW MATRICS		GRAND
	MALE	FEMALE	MALE	FEMALE	MALE	FEMALE	MALE	FEMALE	TOTAL
BRASSES (MM)	0	0	0	0	0	0	0	0	0
COMPOSITION (MM)	0	0	0	0	0	0	0	0	0
CONDUCTING (MM)	1	2	0	0	0	0	1	2	3
MUSIC EDUCATION (MM)	3	5	0	0	0	0	3	5	8
MUSIC EDUCATION (MS)	0	0	0	0	0	0	0	0	0
PERFORMANCE (MM)	6	11	0	0	0	0	6	11	17
STRINGS (MM)	0	0	0	0	0	0	0	0	0
SUZUKI PEDAGOGY (MM)	0	2	0	0	0	0	0	2	2
THEORY (MM)	0	0	0	0	0	0	0	0	0
WOODWINDS (MM)	0	0	0	0	0	0	0	0	0
<b>SCHOOL TOTALS</b>	<b>10</b>	<b>20</b>	<b>0</b>	<b>0</b>	<b>0</b>	<b>0</b>	<b>10</b>	<b>20</b>	<b>30</b>
	<b>30</b>		<b>0</b>		<b>0</b>		<b>30</b>		

COMMUNICATIONS - PART TIME GRADUATE

PROGRAM/CATEGORY	CONTINUING		TRANSFERS		READMITS		NEW MATRICS		GRAND
	MALE	FEMALE	MALE	FEMALE	MALE	FEMALE	MALE	FEMALE	TOTAL
COMMUNICATIONS (MS)	4	6	0	2	0	0	4	8	12

SCHOOL TOTALS	4	6	0	2	0	0	4	8	12
	10		2		0		12		

HLTH SCIENCES & HUMAN PERFRMCE - PART TIME GRADUATE

PROGRAM/CATEGORY	CONTINUING		TRANSFERS		READMITS		NEW MATRICS		GRAND
	MALE	FEMALE	MALE	FEMALE	MALE	FEMALE	MALE	FEMALE	TOTAL
AUDIOLOGY (MS)	0	0	0	0	0	0	0	0	0
CLIN SCI/PHYS THER (MS)	0	0	0	0	0	0	0	0	0
EXERCISE & SPORT SCI (MS)	2	1	0	0	0	0	2	1	3
OCCUP SCI/OCC THER (MS)	0	0	0	0	0	0	0	0	0
SPEECH-LANGU PATH (MS)	0	4	0	0	0	0	0	4	4
TCH SPCH & HEARING (MS)	0	1	0	0	0	0	0	1	1
SCHOOL TOTALS	2	6	0	0	0	0	2	6	8
	8		0		0		8		

MUSIC - PART TIME GRADUATE

PROGRAM/CATEGORY	CONTINUING		TRANSFERS		READMITS		NEW MATRICS		GRAND
	MALE	FEMALE	MALE	FEMALE	MALE	FEMALE	MALE	FEMALE	TOTAL
BRASSES (MM)	0	0	0	0	0	0	0	0	0
COMPOSITION (MM)	0	0	0	0	0	0	0	0	0
CONDUCTING (MM)	0	0	0	0	0	0	0	0	0
MUSIC EDUCATION (MM)	1	0	0	0	0	0	1	0	1
MUSIC EDUCATION (MS)	1	0	0	0	0	0	1	0	1
PERFORMANCE (MM)	0	0	1	0	0	0	1	0	1
STRINGS (MM)	0	0	0	0	0	0	0	0	0
SUZUKI PEDAGOGY (MM)	0	0	0	1	0	0	0	1	1
THEORY (MM)	0	0	0	0	0	0	0	0	0
WOODWINDS (MM)	0	0	0	0	0	0	0	0	0
SCHOOL TOTALS	2	0	1	1	0	0	3	1	4
	2		2		0		4		

**OPENING ENROLLMENT GLOSSARY**

**Degree Credit:** Students enrolled in courses for credit that are recognized by Ithaca College as seeking a degree.

**Full-time Undergraduate:** A student enrolled at the undergraduate level for 12 or more credits.

**Affiliate:** A system whereby students at Ithaca College enroll at another college in which Ithaca College has an affiliation agreement (domestic and international) and are guaranteed appropriate academic credit for their study. Grades received are calculated into their GPA and for all purposes are considered to be enrolled at Ithaca College.

**Ex-Mu:** A student enrolled on a course-by-course basis without being admitted (matriculated) into a degree or certificate program.

**FTE:** Full-time equivalent for undergraduate students is the sum of credit hours attempted divided by 15. Full-time equivalent for graduate students is the sum of credit hours attempted divided by 12.

**Full-time graduate:** A student enrolled at the graduate level for 9 or more credits.

**New Matrics:** A student attending Ithaca College for the first time at the level enrolled (Undergraduate, Graduate, Ex-Mu)

**Non-degree:** A student attending Ithaca College with enrollment in courses for credit but not seeking a degree or certificate.

**Freshman:** A student enrolled in an undergraduate degree program who has completed between 0 and 29.9 credits from all sources.

**Sophomore:** A student enrolled in an undergraduate degree program who has completed between 30 and 59.9 credits from all sources.

**Junior:** A student enrolled in an undergraduate degree program who has completed between 60 and 89.9 credits from all sources.

**Senior:** A student enrolled in an undergraduate degree program who has completed at least 90.0 credits from all sources.

**Note:** Students with more than one declared major or minor are reflected in the majors and minors breakdown. The headcount is an unduplicated number.